

Holding of specified securities (Statement Showing Shareholding Pattern)

1. Name of Listed Entity : INDIAN BANK
2. Scrip Code / Name of Scrip / Class of Security 532814 / INDIANB / EQUITY
3. Share Holding Pattern Filed under: Reg. 31(1)(a) / Reg. 31(1)(b) / Reg.31(1)(c)
 - a. If under 31(1)(b) then indicate the report for Quarter ending 31-Dec-2017
 - b. If under 31(1)(c) then indicate date of allotment/extinguishment 31-Dec-2017
4. Declaration: The Listed entity is required to submit the following declaration to the extent of submission of information

Particulars	Yes*	No*
1 Whether the Listed Entity has issued any partly paid up shares?		NO
2 Whether the Listed Entity has issued any Convertible Securities or Warrants?		NO
3 Whether the Listed Entity has any shares against which depository receipts are issued?		NO
4 Whether the Listed Entity has any shares in locked-in?	YES	
5 Whether any shares held by promoters are pledge or otherwise encumbered?		NO

5. The tabular format for disclosure of holding of specified securities is as follows:-




Table I

Table I - Summary Statement holding of specified securities																
Category of Shareholder (i)	Nos. of Shareholders (iii)	No. of fully paid up equity shares held (iv)	No. of Partly paid-up equity shares held (v)	No. of underlying Depository Receipts (vi)	Total nos. shares held (vii) = (iv)+(v)+(vi)	Shareholding as a % of total no. of shares (calculated as per SCRR, 1957) (viii) As a % of (A+B+C2)	Number of Voting Rights held in each class of securities (ix)			Total as a % of (A+B+C)	No. of Shares Outstanding convertible securities (including Warrants) (x)	Shareholding as a % assuming full conversion of convertible securities (as a percentage of diluted share capital) (xi) = (vii)+(x) As a % of (A+B+C2)	Number of Locked in shares (xii)		Number of Shares pledged or otherwise encumbered (xiii)	Number of equity shares held in dematerialized form (xiv)
							Class eg: X	Class eg: Y	Total				No. (a)	As a % of total Shares held (b)		
A. PROMOTER & PROMOTER GROUP	1	393235409	0	0	393235409	81.87	393235409	0	0	393235409	81.87	0	15443163	3.93	0	393235409
B. PUBLIC	61411	87056242	0	0	87056242	18.13	87056242	0	0	87056242	18.13	0	0	0	0	87054899
C. NON PROMOTER- NON PUBLIC	0	0	0	0	0	0	0	0	0	0	0	0	0	0	0	0
C1. UNDERLYING DRS SHARES HELD BY EMPLOYEE TRUSTS	0	0	0	0	0	0	0	0	0	0	0	0	0	0	0	0
C2. Total	61412	480291651	0	0	480291651	100	480291651	0	0	480291651	100	0	15443163	3.22	0	480290308




Table II

Table II - Statement showing shareholding pattern of the Promoter and Promoter Group																	
Category & Name of the Shareholders (I)	PAN (II)	Nos. of Shareholder (III)	No. of fully paid up equity shares held (IV)	Partly paid-up equity shares held (V)	No. of shares underlying Depository Receipts (VI)	Total nos. shares held (VII) = IV + V + VI	Shareholding % calculated as per SCRR, 1957 As a % of (A+B+C2) (VIII)	Number of Voting Rights held in each class of securities (IX)			No. of Shares Underlying Outstanding convertible securities (including Warrants) (X)	Shareholding, as a % assuming full conversion of convertible securities (as a percentage of diluted share capital) (XI) = (VII)+(X) as a % of A+B+C2	Number of Locked in shares (XII)		Number of Shares pledged or otherwise encumbered		Number of equity shares held in dematerialized form (XIV)
								Class X	Class Y	Total			No.(a)	As a % of total Shares held (b)	No.(a)	As a % of total Shares held (b)	
1. INDIAN																	
Individuals/Hindu undivided Family		0	0	0	0	0	0	0	0	0	0	0	0	0	0	0	0
Central Government/ State Government(s)		1	393235409	0	0	393235409	81.87	393235409	0	393235409	81.87	15443163	3.93	0	0	0	393235409
Names :						393235409	81.87	393235409	0	393235409	81.87	15443163	3.93				393235409
PRESIDENT OF INDIA																	
Financial Institutions/ Banks		0	0	0	0	0	0	0	0	0	0	0	0	0	0	0	0
ANY OTHER																	
Sub-Total (A)(1)		1	393235409	0	0	393235409	81.87	393235409	0	393235409	81.87	15443163	3.93	0	0	0	393235409
2. FOREIGN																	
Individuals (Non- Resident Individuals/ Foreign Individuals)		0	0	0	0	0	0	0	0	0	0	0	0	0	0	0	0
Government		0	0	0	0	0	0	0	0	0	0	0	0	0	0	0	0
Institutions		0	0	0	0	0	0	0	0	0	0	0	0	0	0	0	0
Foreign Portfolio Investor		0	0	0	0	0	0	0	0	0	0	0	0	0	0	0	0
ANY OTHER																	
Sub-Total (A)(2)		0	0	0	0	0	0	0	0	0	0	0	0	0	0	0	0
Total Shareholding of Promoter and Promoter Group (A)= (A)(1)+(A)(2)		1	393235409	0	0	393235409	81.87	393235409	0	393235409	81.87	15443163	3.22	0	0	0	393235409

Details of Shares which remain unclaimed may be given hear along with details such as number of shareholders, outstanding shares held in demat/unclaimed suspense account, voting rights which are frozen etc.




Table III

Table III - Statement showing shareholding pattern of the Public shareholder																
Category & Name of the Shareholders (i)	PAN (ii)	Nos of Share other (iii)	No. of fully paid up equity shares held (iv)	Partly paid up equity shares held (v)	No. of underling Depository Receipts (vi)	Total nos shares held (VII = IV + V + VI)	Shareholding % calculated as per SCRR, 1957 As a % of (A+B+C2) (viii)	Number of Voting Rights held in each class of securities (x)			Total as a % of Total Voting rights	No. of Shares Underlying convertible securities (including Warrants) (x)	Total Shareholding as a % assuming full conversion of convertible securities (as a percentage of diluted share capital) (xi)	Number of Locked in shares (xii)	Number of Shares pledged or otherwise encumbered (xiii)	Number of equity shares held in dematerialized form (xiv)
								Class X	Class Y	Total						
1. INSTITUTIONS																
a. Mutual Funds/ Names:		14	29594047	0	0	29594047	6.16	29594047	0	29594047	6.16	0	0	0	0	29594047
L&T MUTUAL FUND, TRUSTEE LTD., L&T EMERGING BUSINESSES FUND, HDFC TRUSTEE COMPANY LTD, A/C AAATH1809A	AAATC4460E		8464658	0	0	8464658	1.76	8464658	0	8464658	1.76	0	0	0	0	8464658
HDFC ARBITRAGE FUND	AAATH1809A		12351700	0	0	12351700	2.57	12351700	0	12351700	2.57	0	0	0	0	12351700
b. Venture Capital Funds		0	0	0	0	0	0	0	0	0	0	0	0	0	0	0
Alternate Investment Funds		2	674415	0	0	674415	0.14	674415	0	674415	0.14	0	0	0	0	674415
Foreign Venture Capital Investors		0	0	0	0	0	0	0	0	0	0	0	0	0	0	0
d. Foreign Portfolio Investors		106	32261275	0	0	32261275	6.72	32261275	0	32261275	6.72	0	0	0	0	32261275
e. Names:																
HSBC GLOBAL INVESTMENT FUNDS - INDIAN EQUITY	AAOCH5964J		7433050	0	0	7433050	1.55	7433050	0	7433050	1.55	0	0	0	0	7433050
f. Financial Institutions/ Banks		6	81796	0	0	81796	0.02	81796	0	81796	0.02	0	0	0	0	81796
g. Insurance Companies		4	6650608	0	0	6650608	1.38	6650608	0	6650608	1.38	0	0	0	0	6650608
i. Names:																
LIFE INSURANCE CORPORATION OF INDIA	AAACL0562H		6328163	0	0	6328163	1.32	6328163	0	6328163	1.32	0	0	0	0	6328163
Provident Funds/ Pension Funds		0	0	0	0	0	0	0	0	0	0	0	0	0	0	0
h. ANY OTHER FOREIGN INSTITUTIONAL INVESTORS		10	4151363	0	0	4151363	0.86	4151363	0	4151363	0.86	0	0	0	0	4151363
i. Market Maker		0	0	0	0	0	0	0	0	0	0	0	0	0	0	0
Sub-Total (B)(1)		142	73413504	0	0	73413504	15.29	73413504	0	73413504	15.29	0	0	0	0	73413504
Central Government/ Government(s)/ President of India		0	0	0	0	0	0	0	0	0	0	0	0	0	0	0
a. Sub-Total (B)(2)		0	0	0	0	0	0	0	0	0	0	0	0	0	0	0
3. NON-INSTITUTIONS																
a. INDIVIDUALS - I. Individual shareholders holding nominal share capital up to Rs. 2 lakhs.		56404	8860431	0	0	8860431	1.84	8860431	0	8860431	1.84	0	0	0	0	8860431
II. Individual shareholders holding nominal share capital in excess of Rs. 2 lakhs.		14	960474	0	0	960474	0.2	960474	0	960474	0.2	0	0	0	0	960474
b. NBFCs registered with RBI		0	0	0	0	0	0	0	0	0	0	0	0	0	0	0
c. Employee Trusts		0	0	0	0	0	0	0	0	0	0	0	0	0	0	0
d. Overseas Depositories (holding DIRs) (balancing figure)		0	0	0	0	0	0	0	0	0	0	0	0	0	0	0
e. ANY OTHER																
BODIES CORPORATE		518	2035482	0	0	2035482	0.42	2035482	0	2035482	0.42	0	0	0	0	2035482
Clearing Members		97	222959	0	0	222959	0.05	222959	0	222959	0.05	0	0	0	0	222959
DIRECTORS AND THEIR RELATIVES		2	307	0	0	307	0	307	0	307	0	0	0	0	0	307
Employees		2284	633559	0	0	633559	0.13	633559	0	633559	0.13	0	0	0	0	633559
HINDU UNDIVIDED FAMILIES		909	268008	0	0	268008	0.06	268008	0	268008	0.06	0	0	0	0	268008
NRI - Non- Repat		359	207764	0	0	207764	0.04	207764	0	207764	0.04	0	0	0	0	207764
NRI - Repat		670	355301	0	0	355301	0.07	355301	0	355301	0.07	0	0	0	0	355301
TRUSTS		12	98413	0	0	98413	0.02	98413	0	98413	0.02	0	0	0	0	98413
Sub-Total (B)(3)		61269	13642738	0	0	13642738	2.84	13642738	0	13642738	2.84	0	0	0	0	13641335
Total Public Shareholding (B) = (B)(1)+(B)(2)+(B)(3)		61411	87056242	0	0	87056242	18.13	87056242	0	87056242	18.13	0	0	0	0	87054899

Details of the shareholders acting as persons in Concert including their Shareholding (No. and %):
 Details of Shares which remain unclaimed may be given here along with details such as number of shareholders, outstanding shares held in demat/unclaimed suspense account, voting rights which are frozen etc. -
 No. of shareholders - 21. No. of shares - 3584.



Table IV

Table IV - Statement showing shareholding pattern of the Non Promoter- Non Public shareholder																
Category & Name of the Shareholders (I)	PAN (II)	Nos. of Shareholder (III)	No. of equity shares held fully paid up (IV)	Partly paid-up equity shares held (V)	No. of shares underlying Depository Receipts (VI)	Shareholding % calculated as per SCRR, 1957 As a % of (A+B+C2) (VIII)	Number of Voting Rights held in each class of securities (IX)			No. of Shares Underlying Outstanding convertible securities (including Warrants) (X)	Total Shareholding, as a % assuming full conversion of convertible securities (as a percentage of diluted share capital) (XI)		Number of Locked in shares (XII)	Number of Shares pledged or otherwise encumbered (XIII)		Number of equity shares held in dematerialized form (XIV) (Not applicable)
							No of Class X	No of Class Y	Total		No.(a) (Not applicable)	As a % of total Shares held (Not applicable) (b)		No.(a) (Not applicable)	As a % of total Shares held (Not applicable) (b)	
1. Custodian/DR Holder Employee Benefit Trust (under SEBI (Share based Employee Benefit) Regulations, 2014)		0	0	0	0	0	0	0	0	0	0	0	0	0	0	0
2. Total Non-Promoter- Non Public Shareholding (C)= (C)(1)+(C)(2)		0	0	0	0	0	0	0	0	0	0	0	0	0	0	0

