

## Holding of specified securities ( Statement Showing Shareholding Pattern )

1. Name of Listed Entity : INDIAN BANK
2. Scrip Code / Name of Scrip / Class of Security 532814 / INDIANB / EQUITY
3. Share Holding Pattern Filed under: Reg. 31(1)(a) / Reg. 31(1)(b) / Reg.31(1)(c)
  - a. If under 31(1)(b) then indicate the report for Quarter ending 31-Mar-2017
  - b. If under 31(1)(c) then indicate date of allotment/extinguishment 31-Mar-2017
4. Declaration: The Listed entity is required to submit the following declaration to the extent of submission of information

Particulars	Yes*	No*
1 Whether the Listed Entity has issued any partly paid up shares?		NO
2 Whether the Listed Entity has issued any Convertible Securities or Warrants?		NO
3 Whether the Listed Entity has any shares against which depository receipts are issued?		NO
4 Whether the Listed Entity has any shares in locked-in?	YES	
5 Whether any shares held by promoters are pledge or otherwise encumbered?		NO

5. The tabular format for disclosure of holding of specified securities is as follows:-



Table I

Table I - Summary Statement holding of specified securities

Category of Shareholder (I)	Nos. of Shareholders (III)	No. of fully paid up equity shares held (IV)	No. of Partly paid-up equity shares held (V)	No. of shares underlying Depository Receipts (VI)	Total nos. shares held (VII) = (IV)+(V)+(VI)	Shareholding as a % of total no. of shares (calculated as per SCRR, 1957) (VIII) As a % of (A+B+C2)	Number of Voting Rights held in each class of securities (IX)			No. of Outstanding convertible securities (including Warrants) (X)	Shareholding as a % assuming full conversion of convertible securities (as a percentage of diluted share capital) (XI) = (VII)+(X) As a % of	Number of Locked in shares (XII)		Number of Shares pledged or otherwise encumbered		Number of equity shares held in dematerialized form (XIV)	
							No. of Voting Rights					Total as a % of (A+B+C)	No.(a)	As a % of total Shares held (b)	No.(a)		As a % of total Shares held (b)
							Class eg: X	Class eg: Y	Total								
PROMOTER & PROMOTER GROUP	1	394341651	0	0	394341651	82.1	0	0	0	0	0	15443163	0	0	0	394341651	
PUBLIC	63507	85950000	0	0	85950000	17.9	0	0	0	0	0	0	0	0	0	85948445	
NON PROMOTER-NON PUBLIC	0	0	0	0	0	0	0	0	0	0	0	0	0	0	0	0	
SHARES UNDERLYING DRs	0	0	0	0	0	0	0	0	0	0	0	0	0	0	0	0	
SHARES HELD BY EMPLOYEE TRUSTS	0	0	0	0	0	0	0	0	0	0	0	0	0	0	0	0	
Total	63508	480291651	0	0	480291651	100	0	0	0	0	0	15443163	0	0	0	480290096	




Table II

Table II - Statement showing shareholding pattern of the Promoter and Promoter Group

(i) Category & Name of the Shareholders	(ii) PAN	(iii) Nos. of Shareholder	(iv) No. of fully paid up equity shares held	(v) Partly paid-up equity shares held	(vi) No. of shares underlying Depository Receipts	(vii) Total nos. shares held (IV + V + VI)	Shareholding % calculated as per SCRR, 1957 (A+B+C2) (VIII)	Number of Voting Rights held in each class of securities (IX)		No. of Shares Underlying Outstanding convertible securities (including Warrants) (X)	Shareholding as a % assuming full conversion of convertible securities (as a percentage)	Number of Locked in shares (XII)		Number of Shares pledged or otherwise encumbered (XIII)	Number of equity shares held in dematerialized form (XIV)
								Class X	Class Y			No.(a)	As a % of total Shares held (b)		
1. INDIAN															
a. Individuals/Hindu undivided Family		0	0	0	0	0	0	0	0	0	0	0	0	0	0
b. Central Government/ State Government(s)		1	394341651	0	0	394341651	82.1	394341651	0	0	0	15443163	3.92	0	394341651
Names:			394341651			394341651	82.1	394341651	0	0	0	15443163	3.92	0	394341651
Financial Institutions/ Banks		0	0	0	0	0	0	0	0	0	0	0	0	0	0
d. ANY OTHER															
Sub-Total (A)(1)		1	394341651	0	0	394341651	82.1	394341651	0	0	0	15443163	3.92	0	394341651
FOREIGN															
a. Individuals (Non-Resident Individuals/ Foreign Individuals)		0	0	0	0	0	0	0	0	0	0	0	0	0	0
b. Government		0	0	0	0	0	0	0	0	0	0	0	0	0	0
c. Institutions		0	0	0	0	0	0	0	0	0	0	0	0	0	0
d. Foreign Portfolio Investor		0	0	0	0	0	0	0	0	0	0	0	0	0	0
f. ANY OTHER															
Sub-Total (A)(2)		0	0	0	0	0	0	0	0	0	0	0	0	0	0
Total Shareholding of Promoter and Promoter Group (A)= (A)(1)+(A)(2)		1	394341651	0	0	394341651	82.1	394341651	0	0	0	15443163	3.22	0	394341651

Details of Shares which remain unclaimed may be given hear along with details such as number of shareholders, outstanding shares held in demat/unclaimed suspense account, voting rights which are frozen etc.






Table III

Table III - Statement showing shareholding pattern of the Public shareholder

Category & Name of the Shareholders (I)	PAN (II)	Nos. of Shareholder (III)	No. of fully paid up equity shares held (IV)	Party paid-up equity shares held (V)	No. of shares underlying Depository Receipts (VI)	Total nos. shares held (VII = IV + V + VI)	Shareholding % calculated as per SCRR, 1957 As a % of (A+B+C2) (VIII)	Number of Voting Rights held in each class of securities (X)			No. of Shares Underlying Outstanding convertible securities (including Warrants) (X)	Total Shareholding as a % assuming full conversion of convertible securities (as a percentage of diluted share capital)	Number of Locked in shares (XII)	Number of Shares pledged or otherwise encumbered (XIII)	Number of equity shares held in dematerialized form (XIV)
								Class X	Class Y	Total					
1. INSTITUTIONS															
a. Mutual Funds/ Names:		29	23673971	0	0	23673971	4.93	0	23673971	4.93	0	0	0	NA	23673971
HDFC TRUSTEE COMPANY LTD - A/C															
HDFC MID - CAP OPPORTUNITIES FUND	AAATH1809A		8903100	0	0	8903100	1.85	0	8903100	1.85	0	0	0	NA	8903100
b. Venture Capital Funds		0	0	0	0	0	0	0	0	0	0	0	0	NA	0
c. Alternate Investment Funds		0	0	0	0	0	0	0	0	0	0	0	0	NA	0
Foreign Venture Capital Investors		0	0	0	0	0	0	0	0	0	0	0	0	NA	0
d. Foreign Portfolio Investors		83	27065370	0	0	27065370	5.64	0	27065370	5.64	0	0	0	NA	27065370
e. Names:															
PSBC GLOBAL INVESTMENT FUNDS - INDIAN EQUITY	AADCH5964J		9224723	0	0	9224723	1.92	0	9224723	1.92	0	0	0	NA	9224723
f. Banks		4	28646	0	0	28646	0.01	0	28646	0.01	0	0	0	NA	28646
g. Insurance Companies		8	15719961	0	0	15719961	3.27	0	15719961	3.27	0	0	0	NA	15719961
h. Names:															
LIFE INSURANCE CORPORATION OF INDIA	AAACL0582H		15071796	0	0	15071796	3.14	0	15071796	3.14	0	0	0	NA	15071796
i. Provident Funds/ Pension Funds/ ANY OTHER		0	0	0	0	0	0	0	0	0	0	0	0	NA	0
FOREIGN INSTITUTIONAL INVESTORS		25	6463075	0	0	6463075	1.35	0	6463075	1.35	0	0	0	NA	6463075
l. Market Maker		0	0	0	0	0	0	0	0	0	0	0	0	NA	0
Sub-Total (B)(1)		149	72951023	0	0	72951023	15.19	0	72951023	15.19	0	0	0	NA	72951023
Central Government/ State Government(s)/ President of India															
Sub-Total (B)(2)		0	0	0	0	0	0	0	0	0	0	0	0	NA	0
NON-INSTITUTIONAL INDIVIDUALS -															
a. Individual shareholders holding nominal share capital up to Rs. 2 lakhs.		58429	9107832	0	0	9107832	1.9	0	9107832	1.9	0	0	0	NA	9106279
ii. Individual shareholders holding nominal share capital in excess of Rs. 2 lakhs.		8	461711	0	0	461711	0.1	0	461711	0.1	0	0	0	NA	461711
b. NBFCs registered with RBI		0	0	0	0	0	0	0	0	0	0	0	0	NA	0
c. Employee Trusts		0	0	0	0	0	0	0	0	0	0	0	0	NA	0

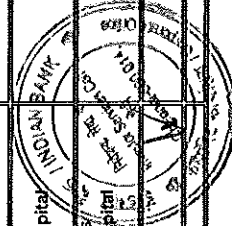


Table III

Table III - Statement showing shareholding pattern of the Public shareholder

Category & Name of the Shareholders (I)	PAN (II)	Nos. of Shareholder (III)	No. of fully paid up equity shares held (IV)	Partly paid-up equity shares held (V)	No. of shares underlying Depository Receipts (VI)	Total nos. shares held (VII) = (IV + V + VI)	Shareholding % as calculated per SCRR, 1957 As a % of (A+B+C2) (VIII)	Number of Voting Rights held in each class of securities (X)			No. of Shares Underlying Outstanding convertible securities (including Warrants) (X)	Total Shareholding as a % assuming full conversion of convertible securities (as a percentage of diluted share capital)	Number of Shares pledged or otherwise encumbered (XII)		Number of equity shares held in dematerialized form (XIV)
								Class X	Class Y	Total			No. (a)	As a % of total Shares held (b)	
Overseas Depositories (holding DRs)		0	0	0	0	0	0	0	0	0	0	0	0	0	0
d. (balancing figure)															
e. ANY OTHER															
BODIES CORPORATE		519	157493	0	0	157493	0.33	157493	0	157493	0	0	0	0	157493
Clearing Members		144	390165	0	0	390165	0.08	390165	0	390165	0	0	0	0	390165
DIRECTORS AND THEIR RELATIVES		2	607	0	0	607	0	607	0	607	0	0	0	0	607
Employees		2519	743948	0	0	743948	0.15	743948	0	743948	0	0	0	0	743948
HINDU UNDIVIDED FAMILIES		870	215483	0	0	215483	0.04	215483	0	215483	0	0	0	0	215483
NRI - Non-Repatriation		299	91069	0	0	91069	0.02	91069	0	91069	0	0	0	0	91069
NRI - Repatriation		556	309256	0	0	309256	0.06	309256	0	309256	0	0	0	0	309256
TRUSTS		12	101413	0	0	101413	0.02	101413	0	101413	0	0	0	0	101413
Sub-Total (B)(3)		63358	12998977	0	0	12998977	2.71	12998977	0	12998977	0	0	0	0	12997422
Total Public Shareholding (B) = (B)(1)+(B)(2)+(B)(3)		63507	85950000	0	0	85950000	17.9	85950000	0	85950000	0	0	0	0	85948445

Details of the shareholders acting as persons in Concert including their Shareholding (No. and %):

Details of Shares which remain unclaimed may be given here along with details such as number of shareholders, outstanding shares held in demat/unclaimed suspense account, voting rights which are frozen etc. -24/3584




Table IV

Table IV - Statement showing shareholding pattern of the Non Promoter- Non Public shareholder

Category & Name of the Shareholders (I)	PAN (II)	Nos. of Shareholder (III)	No. of fully paid up equity shares held (IV)	Partly paid up equity shares held (V)	No. of underlying Depository Receipts (VI)	Total nos. shares held (VII = IV + V + VI)	Shareholding % calculated as per SCRR, 1957 As a % of (A+B+C2) (VIII)	Number of Voting Rights held in each class of securities (IX)			No. of Shares Underlying Outstanding convertible securities (including Warrants) (X)	Total Shareholding as a % assuming full conversion of convertible securities (as a percentage of diluted share capital) (XI)	Number of Locked in shares (XII)		Number of Shares pledged or otherwise encumbered (XIII)		Number of equity shares held in dematerialized form (XIV) (Not applicable)
								Class X	Class Y	Total			No.(a)	As a % of total Shares held (b)	No.(a)	As a % of total Shares held (Not applicable) (b)	
1. Custodian/DR Holder Employee Benefit Trust (under SEBI (Share based Employee Benefit) Regulations, 2014)		0	0	0	0	0	0	0	0	0	0	0	0	0	0	0	0
2. Total Non-Promoter- Non Public Shareholding (C)= (C1)+(C12)		0	0	0	0	0	0	0	0	0	0	0	0	0	0	0	0

