


CLAUSE 35
Introductory sub-table (I) (a)

NAME OF THE COMPANY : INDIAN BANK
 SCRIP CODE : , NAME OF THE SCRIP : , CLASS OF SECURITY : EQUITY
 QUARTER ENDED :
 SHAREHOLDING PATTERN AS ON : 31-Dec-2014

Partly paid-up shares:-	No. of partly paid-up shares	As a % of total no. of partly paid-up shares	As a % of total no. of shares of the company
Held by promoter/promoter group			
Held by public			
Total - D			
Outstanding convertible securities:-	No. of outstanding securities	As a % of total no. of outstanding convertible securities	As a % of total no. of shares of the company, assuming full conversion of the convertible securities
Held by promoter/promoter group			
Held by public			
Total - E			
Warrants:-	No. of warrants	As a % of total no. of warrants	As a % of total no. of shares of the company, assuming full conversion of warrants
Held by promoter/promoter group			
Held by public			
Total - F			
Total paid-up capital of the company, assuming full Conversion of warrants and convertible securities	464848488		

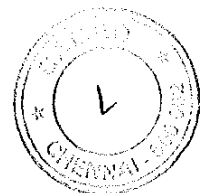


CLAUSE 35
Introductory sub-table (I) (a)

NAME OF THE COMPANY : INDIAN BANK
 SCRIP CODE : , NAME OF THE SCRIP : , CLASS OF SECURITY : EQUITY
 QUARTER ENDED :
 SHAREHOLDING PATTERN AS ON : 31-Dec-2014

STATEMENT SHOWING SHAREHOLDING PATTERN
TABLE (I) (a)

CATEGORY CODE	CATEGORY OF SHARE HOLDER	NO.OF HOLDERS	TOTAL NO.OF SHARES	SHARES IN DEMAT	TOTAL SHAREHOLDING AS A PERCENTAGE OF TOTAL NUMBER OF SHARES		SHARES PLEDGED OR OTHERWISE ENCUMBERED	As a percentage (IX) = (VIII)/(IV)*100
					AS A % OF (A+B) (VI)	AS A % OF (A+B+C) (VII)		
(I)	(II)	(III)	(IV)	(V)	(VI)	(VII)	Number of shares (VIII)	(IX)
A. SHAREHOLDING OF PROMOTER AND PROMOTER GROUP								
1. INDIAN								
a.	INDIVIDUALS/HINDU UNDIVIDED FAMILY	0	0	0	0.0000	0.0000	0	0.0000
b.	CENTRAL GOVERNMENT/ STATE GOVERNMENT(S)	1	378898488	378898488	81.5101	81.5101	0	0.0000
c.	BODIES CORPORATE	0	0	0	0.0000	0.0000	0	0.0000
d.	FINANCIAL INSTITUTIONS/ BANKS	0	0	0	0.0000	0.0000	0	0.0000
e.	ANY OTHER							
SUB - TOTAL (A) (1)		1	378898488	378898488	81.5101	81.5101	0	0.0000
2. FOREIGN								
a.	INDIVIDUALS (NON-RESIDENT INDIVIDUALS/ FOREIGN INDIVIDUALS)	0	0	0	0.0000	0.0000	0	0.0000
b.	BODIES CORPORATE	0	0	0	0.0000	0.0000	0	0.0000
c.	INSTITUTIONS	0	0	0	0.0000	0.0000	0	0.0000
d.	QUALIFIED FOREIGN INVESTOR	0	0	0	0.0000	0.0000	0	0.0000
e.	ANY OTHER							
SUB - TOTAL (A) (2)		0	0	0	0.0000	0.0000	0	0.0000
TOTAL SHARE HOLDING OF PROMOTER AND PROMOTER GROUP (A) = (A) (1)+(A) (2)		1	378898488	378898488	81.5101	81.5101	0	0.0000



CLAUSE 35
Introductory sub-table (I) (a)

NAME OF THE COMPANY : INDIAN BANK
SCRIP CODE : , NAME OF THE SCRIP : , CLASS OF SECURITY : EQUITY
QUARTER ENDED :
SHAREHOLDING PATTERN AS ON : 31-Dec-2014

STATEMENT SHOWING SHAREHOLDING PATTERN
TABLE (I) (a)

CATE GORY CODE	CATEGORY OF SHARE HOLDER	NO.OF HOLDERS	TOTAL NO.OF SHARES	SHARES IN DEMAT	TOTAL SHAREHOLDING AS A PERCENTAGE OF TOTAL NUMBER OF SHARES		SHARES PLEDGED OR OTHERWISE ENCUMBERED	
					AS A % OF (A+B) (VI)	AS A % OF (A+B+C) (VII)	Number of shares (VIII)	As a percentage (IX) = (VIII)/(IV)*100
(I)	(II)	(III)	(IV)	(V)	(VI)	(VII)	(VIII)	(IX)
B. PUBLIC SHAREHOLDING								
1. INSTITUTIONS								
a.	MUTUAL FUNDS/UTI	42	20433412	20433412	4.3957	4.3957	NA	NA
b.	FINANCIAL INSTITUTIONS/ BANKS	7	926935	926935	0.1994	0.1994	NA	NA
c.	CENTRAL GOVERNMENT/ STATE GOVERNMENT(S)	0	0	0	0.0000	0.0000	NA	NA
d.	VENTURE CAPITAL FUNDS	0	0	0	0.0000	0.0000	NA	NA
e.	INSURANCE COMPANIES	11	18350279	18350279	3.9475	3.9475	NA	NA
f.	FOREIGN INSTITUTIONAL INVESTORS * INCLUDES FOREIGN PORTFOLIO INVESTOR (CORPORATE CATEGORY II)	77	28094373	28094373	6.0437	6.0437	NA	NA
g.	FOREIGN VENTURE CAPITAL INVESTORS	0	0	0	0.0000	0.0000	NA	NA
h.	QUALIFIED FOREIGN INVESTOR	0	0	0	0.0000	0.0000	NA	NA
i.	ANY OTHER	0	0	0	0.0000	0.0000	NA	NA
SUB - TOTAL (B) (I)		137	67804999	67804999	14.5864	14.5864	NA	NA



CLAUSE 35
Introductory sub-table (I) (a)

NAME OF THE COMPANY : INDIAN BANK
 SCRIP CODE : , NAME OF THE SCRIP : , CLASS OF SECURITY : EQUITY
 QUARTER ENDED :
 SHAREHOLDING PATTERN AS ON : 31-Dec-2014


STATEMENT SHOWING SHAREHOLDING PATTERN
TABLE (I) (a)

CATE GORY CODE	CATEGORY OF SHARE HOLDER	NO.OF HOLDERS	TOTAL NO.OF SHARES	SHARES IN DEMAT (V)	TOTAL SHAREHOLDING AS A PERCENTAGE OF TOTAL NUMBER OF SHARES		SHARES PLEDGED OR OTHERWISE ENCUMBERED	
					AS A % OF (A+B) (VI)	AS A % OF (A+B+C) (VII)	Number of shares (VIII)	As a percentage (IX)= (VIII)/(IV)*100
(I)	(II)	(III)	(IV)	(V)	(VI)	(VII)	(VIII)	(IX)
2. NON-INSTITUTIONS								
a.	BODIES CORPORATE	562	4686035	4686035	1.0080	1.0080	NA	NA
b.	INDIVIDUALS -							
	I INDIVIDUAL SHAREHOLDERS HOLDING NOMINAL SHARE CAPITAL UPTO RS. 1 LAKH	62545	10428870	10426921	2.2434	2.2434	NA	NA
	II INDIVIDUAL SHAREHOLDERS HOLDING NOMINAL SHARE CAPITAL IN EXCESS OF RS. 1 LAKH	32	1443170	1443170	0.3104	0.3104	NA	NA
c.	QUALIFIED FOREIGN INVESTOR	0	0	0	0.0000	0.0000	NA	NA
d.	ANY OTHER							
	CLEARING MEMBERS	179	645816	645816	0.1389	0.1389	NA	NA
	DIRECTORS AND THEIR RELATIVES	2	607	607	0.0001	0.0001	NA	NA
	HINDU UNDIVIDED FAMILIES	965	320199	320197	0.0688	0.0688	NA	NA
	NON RESIDENT INDIANS	854	544401	544401	0.1171	0.1171	NA	NA
	TRUSTS	8	75903	75903	0.0163	0.0163	NA	NA
		2008	1586926	1586924	0.3413	0.3413	NA	NA

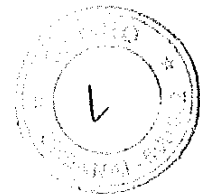
SUB - TOTAL (B) (2)		65147	18145001	18143050	3.9034	3.9034	NA	NA

TOTAL PUBLIC SHAREHOLDING (B) = (B) (1)+(B) (2)		65284	85950000	85948049	18.4898	18.4898	NA	NA

TOTAL (A)+(B)		65285	464848488	464846537	100.0000	100.0000	0	0.0000



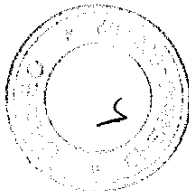
CATEGORY CODE	CATEGORY OF SHARE HOLDER	NO. OF HOLDERS	TOTAL NO. OF SHARES	SHARES IN DEMAT	TOTAL SHAREHOLDING AS A PERCENTAGE OF TOTAL NUMBER OF SHARES	SHARES PLEDGED OR OTHERWISE ENCUMBERED	AS A % OF (A+B)	AS A % OF (A+B+C)	Number of shares	As a percentage (IX)= (VIII)/(IV)*100
(I)	(II)	(III)	(IV)	(V)	(VI)	(VII)	(VIII)	(IX)	(X)	(XI)
C. SHARES HELD BY CUSTODIANS AND AGAINST WHICH DEPOSITORY RECEIPTS HAVE BEEN ISSUED										
	Promoter and Promoter Group Public	0	0	0	0.0000	0.0000	NA	NA		
		0	0	0	0.0000	0.0000	NA	NA		
	TOTAL CUSTODIAN (C)	0	0	0	0.0000	0.0000	NA	NA		
	GRAND TOTAL (A)+(B)+(C)	65285	464848488	464846537	100.0000		0	0.0000		



INDIAN BANK

(1) (b) Statement showing holding of securities (including shares, warrants, convertible securities) of persons belonging to the category "Promoter and Promoter Group" - 31-Dec-2014

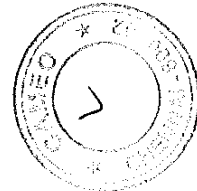
Sr.No	Name of the shareholder	Details of Shares held			Encumbered shares (*)			Details of warrants		Details of convertible securities			Total shares (including underlying shares assuming full conversion of warrants and convertible securities) as a % of diluted share capital (XII)
		No. of Shares held	As a % of grand total (A)+(B)+(C)	No. of Shares held	As a % of grand total (A)+(B)+(C)	As a % of grand total (A)+(B)+(C)	Number of warrants held	As a % of total number of warrants of the same class	Number of convertible securities held	As a % of total number of convertible securities of the same class	Number of convertible securities held	As a % of total number of convertible securities of the same class	
(I)		(II)	(IV)	(V)	(VI) = (V) / (III) * 100	(VII)	(VIII)	(IX)	(X)	(XI)	(XII)		
1	PRESIDENT OF INDIA	378898488	81.5101	0	0.0000	0.0000	0	0.0000	0	0.0000	0	81.5101	
	TOTAL	378898488	81.5101	0	0.0000	0.0000	0	0.0000	0	0.0000	0	81.5101	



INDIAN BANK

(I) (c) (i) Statement showing holding of securities (including shares, warrants, convertible securities) of persons belonging to the category "Public" and holding more than 1% of the total number of shares - 31-Dec-2014

Sr.No	Name of the shareholder	No. of Shares held	Shares as a percentage of total number of shares (i.e., Grand Total (A)+(B)+(C) indicated in Statement at para(I) (a) above)	Details of warrants			Details of convertible securities			Total shares (including underlying shares assuming full conversion of warrants and convertible securities) as a % of diluted share capital
				Number of warrants held	As a % total number of warrants of the same class	Number of convertible securities held	% w.r.t total convertible securities of the same class	Number of convertible securities held	% w.r.t total convertible securities of the same class	
1	HDFC STANDARD LIFE INSURANCE COMPANY LIMITED	5348421	1.1505	0	0.0000	0	0.0000	0	0.0000	1.1505
2	LIFE INSURANCE CORPORATION OF INDIA	12119834	2.6072	0	0.0000	0	0.0000	0	0.0000	2.6072
3	HSEC GLOBAL INVESTMENT FUNDS A/C HSEC	9053944	1.9477	0	0.0000	0	0.0000	0	0.0000	1.9477
4	GIF MAURITIUS LIMITED - A/C HDFC MID - CAPOPPORTUNITIES FUND	5843509	1.2570	0	0.0000	0	0.0000	0	0.0000	1.2570
TOTAL		32365708	6.9626	0	0.0000	0	0.0000	0	0.0000	6.9626



INDIAN BANK

(1) (d) STATEMENT SHOWING DETAILS OF LOCKED-IN SHARES -31-Dec-2014

Sl. No	Name of the Share Holder	Number of Locked-in Shares	As a % of Total Number of Shares (i.e., Grand Total (A)+(B)+(C) Indicated in Statement at Para (1) (a) Above}	Promoter / Promoter Group / Public
1	PRESIDENT OF INDIA	35078488	7.5462	Promoters/Promoter Group
	TOTAL	35078488	7.5462	

