

## Holding of specified securities ( Statement Showing Shareholding Pattern )

1. Name of Listed Entity : INDIAN BANK
2. Scrip Code / Name of Scrip / Class of Security 532814 / INDIANB / EQUITY
3. Share Holding Pattern Filed under: Reg. 31(1)(a) / Reg. 31(1)(b) / Reg.31(1)(c)
  - a. If under 31(1)(b) then indicate the report for Quarter ending 31-Dec-2016
  - b. If under 31(1)(c) then indicate date of allotment/extinguishment 31-Dec-2016
4. Declaration: The Listed entity is required to submit the following declaration to the extent of submission of information

Particulars	Yes*	No*
1 Whether the Listed Entity has issued any partly paid up shares?		NO
2 Whether the Listed Entity has issued any Convertible Securities or Warrants?		NO
3 Whether the Listed Entity has any shares against which depository receipts are issued?		NO
4 Whether the Listed Entity has any shares in locked-in?	YES	
5 Whether any shares held by promoters are pledge or otherwise encumbered?		NO

5. The tabular format for disclosure of holding of specified securities is as follows:-




Table I

Table I - Summary Statement holding of specified securities

Category (I)	Category of Shareholder (II)	Nos. of Shareholders (III)	No. of fully paid up equity shares held (IV)	Partly paid-up equity shares held (V)	No. of shares underlying Depository Receipts (VI)	Total nos. shares held (VII) = (IV)+(V)+(VI)	Shareholding as a % of total no. of shares (calculated as per SCRR, 1957) (VIII) As a % of (A+B+C2)	Number of Voting Rights held in each class of securities (IX)			No. of Shares Underlying convertible securities (including Warrants) (X)	Shareholding as a % assuming full conversion of convertible securities (as a percentage of diluted share capital) (XI) = (VII)+(X) As a % of	Number of Locked in shares (XII)		Number of Shares pledged or otherwise encumbered (XIII)		Number of equity shares held in dematerialized form (XIV)
								Class eg: X	Class eg: Y	Total			No.(a)	As a % of total Shares held (b)	No.(a)	As a % of total Shares held (b)	
A.	PROMOTER & GROUP	1	394341651	0	0	394341651	82.1	0	394341651	0	0	50521651	12.81	0	0	0	394341651
B.	PUBLIC	64084	85950000	0	0	85950000	17.9	0	85950000	0	0	0	0	0	0	0	85948445
C.	NON PROMOTER-PUBLIC	0	0	0	0	0	0	0	0	0	0	0	0	0	0	0	0
C1.	UNDERLYING DRS SHARES HELD BY EMPLOYEE TRUSTS	0	0	0	0	0	0	0	0	0	0	0	0	0	0	0	0
C2.	TRUSTS	0	0	0	0	0	0	0	0	0	0	0	0	0	0	0	0
	Total	64085	480291651	0	0	480291651	100	0	480291651	0	0	50521651	10.52	0	0	0	480290096



Table II

Table II - Statement showing shareholding pattern of the Promoter and Promoter Group

Category & Name of the Shareholders (i)	PAN (ii)	Nos. of Shareholder (iii)	No. of fully paid up equity shares held (iv)	Party paid-up equity shares held (v)	No. of underlying Depository Receipts (vi)	Total nos. shares held (VII) = (IV + V + VI)	Shareholding % calculated as per SCRR, 1957 As a % of (A+B+C2) (viii)	Number of Voting Rights held in each class of securities (ix)			Shareholding as a % assuming full conversion of convertible securities (as a percentage of diluted share capital) (XI) = (VII)+(X) 35.33% of A+B+C2	No. of Shares Underlying Outstanding convertible securities (including Warrants) (X)	Number of Locked in shares (XII)	Number of Shares pledged or otherwise encumbered (XIII)	Number of equity shares held in dematerialized form (XIV)
								Total as a % of Total Voting rights							
								Class X	Class Y	Total					
1. INDIVIDUALS/Hindu undivided family		0	0	0	0	0	0	0	0	0	0	0	0	0	
a. State Government(s)		1	394341651	0	0	394341651	82.1	394341651	0	0	0	0	0	0	
b. PRESIDENT OF INDIA		1	394341651	0	0	394341651	82.1	394341651	0	0	0	0	0	0	
c. Banks		0	0	0	0	0	0	0	0	0	0	0	0	0	
d. ANY OTHER		0	0	0	0	0	0	0	0	0	0	0	0	0	
Sub-Total (A)(1)		1	394341651	0	0	394341651	82.1	394341651	0	0	0	0	0	0	
2. FOREIGN Individuals (Non-Resident Individuals/ Foreign Individuals)		0	0	0	0	0	0	0	0	0	0	0	0	0	
a. Government		0	0	0	0	0	0	0	0	0	0	0	0	0	
b. Institutions		0	0	0	0	0	0	0	0	0	0	0	0	0	
c. Foreign Portfolio Investor		0	0	0	0	0	0	0	0	0	0	0	0	0	
d. ANY OTHER		0	0	0	0	0	0	0	0	0	0	0	0	0	
Sub-Total (A)(2)		0	0	0	0	0	0	0	0	0	0	0	0	0	
Total Shareholding of Promoter and Promoter Group (A) = (A)(1)+(A)(2)		1	394341651	0	0	394341651	82.1	394341651	0	0	0	0	0	0	

Details of Shares which remain unclaimed may be given here along with details such as number of shareholders, outstanding shares held in demat/unclaimed suspense account, voting rights which are frozen etc.





Table III

Table III - Statement showing shareholding pattern of the Public shareholder

Category & Name of the Shareholders (I)	PAN (II)	Nos. of Shareholder (III)	No. of fully paid up equity shares held (IV)	Partly paid-up equity shares held (V)	No. of shares underlying Depository Receipts (VI)	Total nos. shares held (VII) = (IV + V + VI)	Shareholding % calculated as per SCRR, 1957 As a % of (A+B+C2) (VIII)	Number of Voting Rights held in each class of securities (X)			Total as a % of Total Voting rights	No. of Shares Underlying Outstanding convertible securities (including Warrants) (X)	Total Shareholding, as a % assuming full conversion of convertible securities (as a percentage of diluted share capital) (XI)	Number of Locked in shares (XII)	Number of Shares pledged or otherwise encumbered (XIII)		Number of equity shares held in dematerialized form (XIV)
								No. of Class X	No. of Class Y	Total					No. (a) (Not applicable)	As a % of total Shares held (b)	
1. INSTITUTIONS																	
a. Mutual Funds/ Names :		25	24474876	0	0	24474876	5.1	24474876	0	24474876	5.1	0	0	0	NA	0	24474876
FIDC TRUSTEE COMPANY LTD - A/C HDFC MID - CAPOPPORTUNITIES FUND	AAATH1809A	0	8903100	0	0	8903100	1.85	8903100	0	8903100	1.85	0	0	0	NA	0	8903100
b. Venture Capital Funds		0	0	0	0	0	0	0	0	0	0	0	0	0	NA	0	0
c. Alternate Investment Funds		0	0	0	0	0	0	0	0	0	0	0	0	0	NA	0	0
Foreign Venture		0	0	0	0	0	0	0	0	0	0	0	0	0	NA	0	0
d. Capital Investors		0	0	0	0	0	0	0	0	0	0	0	0	0	NA	0	0
Foreign Portfolio		0	0	0	0	0	0	0	0	0	0	0	0	0	NA	0	0
e. Investors		64	20944861	0	0	20944861	4.36	20944861	0	20944861	4.36	0	0	0	NA	0	20944861
Names :																	
HSBC GLOBAL INVESTMENT FUNDS - INDIAN EQUITY	AADCH6964J	0	9224723	0	0	9224723	1.92	9224723	0	9224723	1.92	0	0	0	NA	0	9224723
f. Banks		3	16475	0	0	16475	0	16475	0	16475	0	0	0	0	NA	0	16475
g. Insurance Companies		8	15829799	0	0	15829799	3.3	15829799	0	15829799	3.3	0	0	0	NA	0	15829799
Names :																	
LIFE INSURANCE CORPORATION OF INDIA	AAACL0882H	0	15071796	0	0	15071796	3.14	15071796	0	15071796	3.14	0	0	0	NA	0	15071796
Provider Funds/ Pension Funds		0	0	0	0	0	0	0	0	0	0	0	0	0	NA	0	0
ANY OTHER		0	0	0	0	0	0	0	0	0	0	0	0	0	NA	0	0
FOREIGN INSTITUTIONAL INVESTORS		37	11975974	0	0	11975974	2.49	11975974	0	11975974	2.49	0	0	0	NA	0	11975974
Market Maker		0	0	0	0	0	0	0	0	0	0	0	0	0	NA	0	0
Sub-Total (B)(1)		137	73241985	0	0	73241985	15.25	73241985	0	73241985	15.25	0	0	0	NA	0	73241985
Central Government		0	0	0	0	0	0	0	0	0	0	0	0	0	NA	0	0
State Government(s)/ President of India		0	0	0	0	0	0	0	0	0	0	0	0	0	NA	0	0
Sub-Total (B)(2)		0	0	0	0	0	0	0	0	0	0	0	0	0	NA	0	0
3. NON-INSTITUTIONS																	
a. INDIVIDUALS - Individual shareholders holding nominal share capital up to Rs. 2 lakhs.		58873	9285203	0	0	9285203	1.93	9285203	0	9285203	1.93	0	0	0	NA	0	9283650
Individual shareholders holding nominal share capital in excess of Rs. 2 lakhs.		10	557513	0	0	557513	0.12	557513	0	557513	0.12	0	0	0	NA	0	557513
NBFCs registered with RBI		0	0	0	0	0	0	0	0	0	0	0	0	0	NA	0	0
Employee Trusts		0	0	0	0	0	0	0	0	0	0	0	0	0	NA	0	0
Overseas Depositories (holding DRs) (balancing figure)		0	0	0	0	0	0	0	0	0	0	0	0	0	NA	0	0
b. ANY OTHER		547	1066784	0	0	1066784	0.22	1066784	0	1066784	0.22	0	0	0	NA	0	1066784
BODIES CORPORATE		167	141996	0	0	141996	0.03	141996	0	141996	0.03	0	0	0	NA	0	141996
Clearing Members		2	607	0	0	607	0	607	0	607	0	0	0	0	NA	0	607
DIRECTORS AND THEIR RELATIVES		2574	773483	0	0	773483	0.16	773483	0	773483	0.16	0	0	0	NA	0	773483
Employees		898	243941	0	0	243941	0.05	243941	0	243941	0.05	0	0	0	NA	0	243941
HINDU UNDIVIDED FAMILIES		266	91293	0	0	91293	0.02	91293	0	91293	0.02	0	0	0	NA	0	91293
NRI - Non-Resident		578	444777	0	0	444777	0.09	444777	0	444777	0.09	0	0	0	NA	0	444777
NRI - Resident		12	101413	0	0	101413	0.02	101413	0	101413	0.02	0	0	0	NA	0	101413
TRUSTS		63947	12708015	0	0	12708015	2.65	12708015	0	12708015	2.65	0	0	0	NA	0	12708015
Sub-Total (B)(3)		64084	83950000	0	0	83950000	17.9	83950000	0	83950000	17.9	0	0	0	NA	0	83948445
Total Public Shareholding (B) = (B)(1)+(B)(2)+(B)(3)																	

Details of the shareholders acting as persons in Concert including their Shareholding (No. and %):

Details of Shares which remain unclaimed may be given, bear along with details such as number of shareholders, outstanding shares held in dematerialized suspense account, voting rights which are frozen etc. 3584

Table IV

Table IV - Statement showing shareholding pattern of the Non-Promoter, Non Public shareholder

Category & Name of the Shareholders (I)	PAN (II)	Nos. of Shareholder (III)	No. of fully paid up equity shares held (IV)	Partly paid-up equity shares held (V)	No. of shares underlying Depository Receipts (VI)	Total nos. shares held (VII) = (IV + V + VI)	Shareholding % calculated as per SCRR, 1957 As a % of (A+B+C2) (VIII)	Number of Voting Rights held in each class of securities (IX)			No. of Shares Underlying Outstanding convertible securities (including Warrants) (X)	Total Shareholding as a % assuming full conversion of convertible securities (as a percentage of diluted share capital) (XI)	Number of Locked in shares (XII)	Number of Shares pledged or otherwise encumbered (XIII)		Number of equity shares held in dematerialized form (XIV) (Not applicable)
								No. of Class X	Total as a % of Total Voting rights	Y				No. (e) (Not applicable)	As a % of total Shares held (b)	
1. Custodian/DR Holder (under SEBI (Share based Employee Benefit) Regulations, 2014)		0	0	0	0	0	0	0	0	0	0	0	0	0	0	0
2. Total Non-Promoter, Non Public Shareholding (C) = (C1)+(C2)		0	0	0	0	0	0	0	0	0	0	0	0	0	0	0

