

Holding of specified securities (Statement Showing Shareholding Pattern)

1. Name of Listed Entity : INDIAN BANK
2. Scrip Code / Name of Scrip / Class of Security 532814 / INDIANB / EQUITY
3. Share Holding Pattern Filed under: Reg. 31(1)(a) / Reg. 31(1)(b) / Reg.31(1)(c)
 - a. If under 31(1)(b) then indicate the report for Quarter ending 30-Jun-2017
 - b. If under 31(1)(c) then indicate date of allotment/extinguishment 30-Jun-2017
4. Declaration: The Listed entity is required to submit the following declaration to the extent of submission of informatior

Particulars	Yes*	No*
1 Whether the Listed Entity has issued any partly paid up shares?		NO
2 Whether the Listed Entity has issued any Convertible Securities or Warrants?		NO
3 Whether the Listed Entity has any shares against which depository receipts are issued?		NO
4 Whether the Listed Entity has any shares in locked-in?	YES	
5 Whether any shares held by promoters are pledge or otherwise encumbered?		NO

5. The tabular format for disclosure of holding of specified securities is as follows:-




Table I

Category (I)	Category of Shareholder (II)	Nos. of Shareholders (III)	No. of fully paid up equity shares held (IV)	No. of Partly paid-up equity shares held (V)	No. of shares underlying Depository Receipts (VI)	Total nos. shares held (VII) = (IV)+(V)+(VI)	Shareholding as a % of total no. of shares (calculated as per SCRR, 1957) (VII) As a % of (A+B+C2)	Number of Voting Rights held in each class of securities (X)			No. of Shares Outstanding convertible securities (including Warrants) (X)	Shareholding as a % assuming full conversion of convertible securities (as a percentage of diluted share capital) (XI) = (VII)+(X) As a % of (A+B+C2)	Number of Locked in shares (XII)		Number of Shares pledged or otherwise encumbered (XIII)		Number of equity shares held in dematerialized form (XIV)
								Class eg: X	Class eg: Y	Total			No. (a)	As a % of total Shares held (b)	No. (a)	As a % of total Shares held (b)	
A.	PROMOTER & GROUP	1	394341651	0	0	394341651	82.1	394341651	0	0	0	15443163	3.92	0	0	394341651	
B.	PUBLIC	63657	35950000	0	0	35950000	17.9	85950000	0	0	0	0	0	0	0	85943657	
C.	NON PROMOTER- NON PUBLIC	0	0	0	0	0	0	0	0	0	0	0	0	0	0	0	
C1.	SHARES HELD BY UNDERLYING DRs	0	0	0	0	0	0	0	0	0	0	0	0	0	0	0	
C2.	SHARES HELD BY EMPLOYEE TRUSTS	0	0	0	0	0	0	0	0	0	0	0	0	0	0	0	
	Total	63658	480291651	0	0	480291651	100	480291651	0	0	0	15443163	3.22	0	0	480290308	




Table II

Table II - Statement showing shareholding pattern of the Promoter and Promoter Group

Category & Name of the Shareholders (i)	PAN (ii)	Nos. of Shareholder (iii)	No. of fully paid up equity shares held (iv)	Party paid-up equity shares held (v)	No. of shares underlying Depository Receipts (vi)	Total nos. shares held (vii) = (iv) + (v) + (vi)	Shareholding % calculated as per SCRR, 1957 As a % of (A+B+C2) (viii)	Number of Voting Rights held in each class of securities (ix)			No. of Shares Underlying convertible securities (including Warrants) (x)	Shareholding, as a % assuming full conversion of convertible securities (as a percentage of diluted share capital) (xi) = (vii) x (x) as a % of A+B+C2	Number of Locked in shares (xii)		Number of Shares pledged or otherwise encumbered (xiii)		Number of equity shares held in dematerialized form (xiv)
								Class X	Class Y	Total			No.(a)	As a % of total Shares held (b)	No.(a)	As a % of total Shares held (b)	
1. INDIAN																	
a. Individual/Hindu undivided Family		0	0	0	0	0	0	0	0	0	0	0	0	0	0	0	0
b. Central Government/ State Government(s)		1	394341651	0	0	394341651	82.1	394341651	0	394341651	82.1	0	15443163	3.92	0	0	394341651
Names:																	
PRESIDENT OF INDIA			394341651			394341651	82.1	394341651	0	394341651	82.1	0	15443163	3.92	0	0	394341651
Financial Institutions/ Banks		0	0	0	0	0	0	0	0	0	0	0	0	0	0	0	0
c. ANY OTHER																	
Sub-Total (A)(1)		1	394341651	0	0	394341651	82.1	394341651	0	394341651	82.1	0	15443163	3.92	0	0	394341651
FOREIGN																	
2. Individuals (Non- Resident individuals/ Foreign individuals)		0	0	0	0	0	0	0	0	0	0	0	0	0	0	0	0
a. Government		0	0	0	0	0	0	0	0	0	0	0	0	0	0	0	0
b. Institutions		0	0	0	0	0	0	0	0	0	0	0	0	0	0	0	0
c. Foreign Portfolio Investor		0	0	0	0	0	0	0	0	0	0	0	0	0	0	0	0
d. ANY OTHER																	
f. ANY OTHER		0	0	0	0	0	0	0	0	0	0	0	0	0	0	0	0
Sub-Total (A)(2)		0	0	0	0	0	0	0	0	0	0	0	0	0	0	0	0
Total Shareholding of Promoter and Promoter Group (A)= (A)(1)+(A)(2)		1	394341651	0	0	394341651	82.1	394341651	0	394341651	82.1	0	15443163	3.22	0	0	394341651

Details of Shares which remain unclaimed may be given hear along with details such as number of shareholders, outstanding shares held in demat/unclaimed suspense account, voting rights which are frozen etc.



Table III - Statement showing shareholding pattern of the Public Shareholder.

Category & Name of the Shareholders (i)	PAN (ii)	Nos. of Shareholder (iii)	No. of fully paid up equity shares held (iv)	Party paid-up equity shares held (v)	No. of shares underlying Depository Receipts (vi)	Total nos. shares held (vii) = (iv + v + vi)	Shareholding % calculated as per SCRR, 1957 As a % of (A+B+C2) (viii)	Number of Voting Rights held in each class of securities (ix)			No. of Shares Underlying convertible securities (including Warrants) (x)	Total Shareholding as a % assuming full conversion of convertible securities (as a percentage of diluted share capital) (xi)	Number of Locked in shares (xii)	Number of Shares pledged or otherwise encumbered (xiii)		Number of equity shares held in dematerialized form (xiv)	
								Class X	Class Y	Total				As a % of total Shares held (b)	No. (a)		As a % of total Shares held (Not applicable) (Not applicable) (b)
1. INSTITUTIONS																	
a. Mutual Funds		29	24737058			24737058	5.15	24737058	0	24737058	5.15	0	0	0	NA	24737058	
Names																	
HDFC TRUSTEE COMPANY LTD - AC FUND																	
HDFC MID - CAP OPPORTUNITIES FUND	AAATH1809A		8903100			8903100	1.85	8903100	0	8903100	1.85	0	0	0	0		8903100
b. Venture Capital Funds		0	0			0	0	0	0	0	0	0	0	0	0	0	0
c. Alternate Investment Funds		0	0			0	0	0	0	0	0	0	0	0	0	0	0
Foreign Venture		0	0			0	0	0	0	0	0	0	0	0	0	0	0
d. Capital Investors		0	0			0	0	0	0	0	0	0	0	0	0	0	0
Foreign Portfolio Investors		106	29632706			29632706	6.17	29632706	0	29632706	6.17	0	0	0	NA	29632706	
Names																	
MIDCAP INVESTMENT FUNDS - INDIA EQUITY	AADCH596AJ		8097750			8097750	1.69	8097750	0	8097750	1.69	0	0	0	0		8097750
Financial Institutions/ Banks		3	26066			26066	0.01	26066	0	26066	0.01	0	0	0	NA	26066	
Insurance Companies		8	13128211			13128211	2.73	13128211	0	13128211	2.73	0	0	0	NA	13128211	
Names																	
LIFE INSURANCE CORPORATION OF INDIA	AAACLO582H		12327171			12327171	2.57	12327171	0	12327171	2.57	0	0	0	0		12327171
Provident Funds/ Pension Funds		0	0			0	0	0	0	0	0	0	0	0	0	0	0
ANY OTHER																	
FOREIGN INSTITUTIONAL INVESTORS		21	5235592			5235592	1.09	5235592	0	5235592	1.09	0	0	0	NA	5235592	
Market Maker		0	0			0	0	0	0	0	0	0	0	0	0	0	0
Sub-Total (B)(1)		167	72759633			72759633	15.15	72759633	0	72759633	15.15	0	0	0	0		72759633
Central Government/ State Government(s)/ President of India																	
Sub-Total (B)(2)		0	0			0	0	0	0	0	0	0	0	0	0	0	0
NON-INSTITUTIONS																	
a. INDIVIDUALS -																	
I. Individual shareholders holding nominal share capital up to Rs. 2 lakhs.		58598	8980566			8980566	1.87	8980566	0	8980566	1.87	0	0	0	NA	8980566	
II. Individual shareholders holding nominal share capital in excess of Rs. 2 lakhs.		10	558012			558012	0.12	558012	0	558012	0.12	0	0	0	NA	558012	
INVESTORS registered under SEBI (Investor Registration) Regulations, 2002		0	0			0	0	0	0	0	0	0	0	0	0	0	0

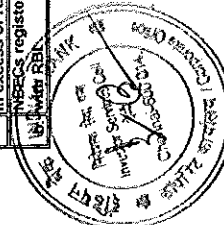


Table III - Statement showing shareholding pattern of the Public shareholder.

Category & Name of the Shareholders (i)	PAN (ii)	Nos. of Shareholder (iii)	No. of fully paid up equity shares held (iv)	Partly paid-up equity shares held (v)	No. of shares underlying Depository Receipts (vi)	Total nos. shares held (vii) = (iv + v + vi)	Shareholding % calculated as per SCRR, 1957 (A+B+C2) (viii)	Number of Voting Rights held in each class of securities (ix)			No. of Shares Outstanding convertible securities (including Warrants) (x)	Total Shareholding as a % assuming full conversion of convertible securities (as a percentage of diluted share capital) (xi)	Number of Locked in shares (xii)	As a % of total Shares held (b) (xiii)	Number of Shares pledged or otherwise encumbered (xiii)	As a % of total Shares held (Not applicable) (b) (xiv)	Number of equity shares held in dematerialised form (xiv)
								No. of Voting Rights Class X	Y	Total							
c. Employee Trusts		0	0	0	0	0	0	0	0	0	0	0	0	0	0	0	0
Overseas Depositories (holding DRs)		0	0	0	0	0	0	0	0	0	0	0	0	0	0	0	0
d. (balancing figure)		0	0	0	0	0	0	0	0	0	0	0	0	0	0	0	0
e. ANY OTHER																	
BODIES CORPORATE		565	1785113			1785113	0.37	1785113	0	1785113	0.37	0	0	0	0	0	1785113
Clearing Members		135	448304			448304	0.09	448304	0	448304	0.09	0	0	0	0	0	448304
RELATIVES		2	607			607	0	607	0	607	0	0	0	0	0	0	607
Employees		2441	704419			704419	0.15	704419	0	704419	0.15	0	0	0	0	0	704419
HINDU UNDIVIDED FAMILIES		881	235046			235046	0.05	235046	0	235046	0.05	0	0	0	0	0	235046
NRI - Non- Repat		298	92358			92358	0.02	92358	0	92358	0.02	0	0	0	0	0	92358
NRI - Repat		548	287529			287529	0.06	287529	0	287529	0.06	0	0	0	0	0	287529
TRUSTS		12	98413			98413	0.02	98413	0	98413	0.02	0	0	0	0	0	98413
Sub-Total (B)(3)		63480	13190367			13190367	2.75	13190367	0	13190367	2.75	0	0	0	0	0	13189024
Total Public Shareholding (B) (1)+(B)(2)+(B)(3)		63657	85950000			85950000	17.9	85950000	0	85950000	17.9	0	0	0	0	0	85948657

Details of the shareholders acting in Concert including their Shareholding (No. and %):

Details of Shares which remain unclaimed may be given here along with details such as number of shareholders, outstanding shares held in demat/unclaimed suspense account, voting rights which are frozen etc. -3634 Shares.



Table IV

Table IV - Statement showing shareholding pattern of the Non Promoter- Non Public shareholder

Category & Name of the Shareholders (I)	PAN (II)	Nos. of Shareholder (III)	No. of fully paid up equity shares held (IV)	Partly paid-up equity shares held (V)	No. of shares under Depository Receipts (VI)	Total nos. shares held (VII) = (IV + V + VI)	Shareholding % calculated as per SCRR, 1957 As a % of (A+B+C2) (VIII)	Number of Voting Rights held in each class of securities (IX)			No. of Shares Outstanding convertible securities (including Warrants) (X)	Total Shareholding as a % assuming full conversion of convertible securities (as a percentage of diluted share capital)	Number of Locked in shares (XI)		Number of Shares pledged or otherwise encumbered (XIII)		Number of equity shares held in dematerialized form (XIV) (Not applicable)
								No. of Class X	No. of Class Y	Total as a % of Total Voting rights			No. (a)	As a % of total Shares held (Not applicable) (b)	No. (a)	As a % of total Shares held (Not applicable) (b)	
1. Custodian/DR Holder Employee Benefit Trust (under SEBI (Share based Employee Benefit) Regulations, 2014)		0	0	0	0	0	0	0	0	0	0	0	0	0	0	0	0
2. Total Non-Promoter- Non Public Shareholding (C) = (C1)+(C)2		0	0	0	0	0	0	0	0	0	0	0	0	0	0	0	0

