

Holding of specified securities (Statement Showing Shareholding Pattern)

1. Name of Listed Entity : INDIAN BANK
2. Scrip Code / Name of Scrip / Class of Security 532814 / INDIANB / EQUITY
3. Share Holding Pattern Filed under: Reg. 31(1)(a) / Reg. 31(1)(b) / Reg.31(1)(c)
 - a. If under 31(1)(b) then indicate the report for Quarter ending 30-Jun-2016
 - b. If under 31(1)(c) then indicate date of allotment/extinguishment 30-Jun-2016
4. Declaration: The Listed entity is required to submit the following declaration to the extent of submission of information

Particulars	Yes*	No*
1 Whether the Listed Entity has issued any partly paid up shares?		NO
2 Whether the Listed Entity has issued any Convertible Securities or Warrants?		NO
3 Whether the Listed Entity has any shares against which depository receipts are issued?		NO
4 Whether the Listed Entity has any shares in locked-in?	YES	
5 Whether any shares held by promoters are pledge or otherwise encumbered?		NO

5. The tabular format for disclosure of holding of specified securities is as follows:-





Table I

Table I - Summary Statement holding of specified securities

Category (i)	Shareholder (ii)	Nos. of Shareholders (iii)	No. of fully paid up equity shares held (iv)	Partly paid up equity shares held (v)	No. of underlying Depository Receipts (vi)	Total nos. shares held (vii) = (iv)+(v)+(vi)	Shareholding as a % of total no. of shares (calculated as per SCRR, 1957) (viii) As a % of (A+B+C2)	Number of Voting Rights held in each class of securities (ix)			No. of Shares Underlying convertible securities (including Warrants) (x)	Shareholding, as a % assuming full conversion of convertible securities (as a percentage of diluted share capital) (xi) = (x)/(ii)+(xi)	Number of Locked in shares (xii)		Number of Shares pledged or otherwise encumbered (xiii)		Number of equity shares held in dematerialized form (xiv)
								No. of Voting Rights Class eg: X	Class eg: Y	Total			No. (a)	As a % of total Shares held (b)	No. (e)	As a % of total Shares held (b)	
	PROMOTER & GROUP	1	394341651	0	0	394341651	82.1	394341651	0	394341651	0	0	59521651	12.81	0	0	394341651
	PUBLIC	69614	85550000	0	0	85550000	17.9	85550000	0	85550000	0	0	0	0	0	0	85550000
	NON PROMOTER- NON PUBLIC SHARES	0	0	0	0	0	0	0	0	0	0	0	0	0	0	0	0
	UNDERLYING DRs SHARES HELD BY EMPLOYEES TRUSTS	0	0	0	0	0	0	0	0	0	0	0	0	0	0	0	0
	Total	69615	480291651	0	0	480291651	100	480291651	0	480291651	0	0	59521651	10.32	0	0	480291651




Table II

Table II - Statement showing shareholding pattern of the Promoter and Promoter Group.

Category & Name of the Shareholders (i)	PAN (ii)	Nos. of Shareholder (iii)	No. of fully paid up equity shares held (iv)	Party paid-up equity shares held (v)	No. of shares underlying Depository Receipts (vi)	Total nos. shares held (vii) = (iv) + (v) + (vi)	Shareholding % calculated as per SCRR, 1957 As a % of (A+B+C2) (viii)	Number of Voting Rights held in each class of securities (ix)			No. of Shares Underlying Outstanding convertible securities (including Warrants) (x)	Shareholding as a % assuming full conversion of convertible securities (as a percentage of diluted share capital) (xi) = (vii)+(x) 35.3% of A+B+C2	Number of Locked in shares (xii)		Number of Shares pledged or otherwise encumbered (xiii)	Number of equity shares held in dematerialized form (xiv)
								Class X	Class Y	Total			No.(a)	As a % of total Shares held (b)		
1. INDIAN																
a. Individual/Hindu individual		0	0	0	0	0	0								0	
b. Family		0	0	0	0	0	0								0	
c. Central Government/ State Government(s)		1	39,434,165	0	0	39,434,165	82.1	0	39,434,165	82.1	0	50,527,165	12.81	0	39,434,165	
d. Non-Resident of India		0	0	0	0	0	0								0	
e. PRESIDENT OF INDIA		0	0	0	0	0	0								0	
f. Financial Institutions/ Banks		0	0	0	0	0	0								0	
g. ANY OTHER		0	0	0	0	0	0								0	
Sub-Total (A1)		1	39,434,165	0	0	39,434,165	82.1	0	39,434,165	82.1	0	50,527,165	12.81	0	39,434,165	
2. FOREIGN																
a. Individuals (Non-Resident Individuals/ Foreign Individuals)		0	0	0	0	0	0								0	
b. Government		0	0	0	0	0	0								0	
c. Institutions		0	0	0	0	0	0								0	
d. Foreign Portfolio Investor		0	0	0	0	0	0								0	
e. ANY OTHER		0	0	0	0	0	0								0	
Sub-Total (A2)		0	0	0	0	0	0								0	
Total Shareholding of Promoter and Promoter Group (A) = (A1)+(A2)		1	39,434,165	0	0	39,434,165	82.1	0	39,434,165	82.1	0	50,527,165	10.52	0	39,434,165	

Details of Shares which remain unclaimed may be given hear along with details such as number of shareholders, outstanding shares held in dematerialized suspense account, voting rights which are frozen etc.





Table III

Table III - Statement showing shareholding pattern of the Public shareholder

Category & Name of the Shareholders (i)	PAN (ii)	Nos. of Shareholder (iii)	No. of fully paid up equity shares held (iv)	Partly paid-up equity shares held (v)	No. of shares underlying Depository Receipts (vi)	Total nos. shares held (VII) = (IV + V + VI)	Shareholding % calculated as per SCRR, 1957 As a % of (A+B+C2) (vii)	Number of Voting Rights held in each class of securities IX			No. of Shares Underlying Outstanding convertible securities (including Warrants) (X)	Total Shareholding as a % assuming full convertibility of convertible securities (as a percentage of diluted share capital) (xi)	Number of Locked in shares (xii)		Number of Shares pledged or otherwise encumbered (xiii)		Number of equity shares held in dematerialized form (xiv)
								Total as a % of Total Voting rights					No. (a)	As a % of total Shares held (b)	No. (a)	As a % of total Shares held (b)	
								Class X	Class Y	Total							
1. INSTITUTIONS																	
a. Mutual Funds/ Names:		23	18655714	0	0	18655714	3.33	18655714	0	18655714	3.33	0	0	0	NA	18655714	
HDFC TRUSTEE COMPANY LTD - AVC FUND	AAATH1809A		8571000	0	0	8571000	1.78	8571000	0	8571000	1.78	0	0	0	NA	8571000	
b. Venture Capital Funds		0	0	0	0	0	0	0	0	0	0	0	0	0	NA	0	
c. Alternative Investment Funds		0	0	0	0	0	0	0	0	0	0	0	0	0	NA	0	
d. Foreign Venture Capital Investors		0	0	0	0	0	0	0	0	0	0	0	0	0	NA	0	
e. Foreign Portfolio Investors		25	7622034	0	0	7622034	1.59	7622034	0	7622034	1.59	0	0	0	NA	7622034	
f. Banks		5	683414	0	0	683414	0.14	683414	0	683414	0.14	0	0	0	NA	683414	
g. Insurance Companies		3	17372426	0	0	17372426	3.62	17372426	0	17372426	3.62	0	0	0	NA	17372426	
LIFE INSURANCE CORPORATION OF INDIA	AAACI 0582H		15071796	0	0	15071796	3.14	15071796	0	15071796	3.14	0	0	0	NA	15071796	
h. Provident Funds		0	0	0	0	0	0	0	0	0	0	0	0	0	NA	0	
i. Pension Funds		0	0	0	0	0	0	0	0	0	0	0	0	0	NA	0	
L. ANY OTHER FOREIGN INSTITUTIONAL INVESTORS		48	23393362	0	0	23393362	4.87	23393362	0	23393362	4.87	0	0	0	NA	23393362	
M&A GLOBAL INVESTMENT FUNDS																	
A/C HSSG GIE MAURITIUS LIMITED	AAACH2172B		8494231	0	0	8494231	1.77	8494231	0	8494231	1.77	0	0	0	NA	8494231	
l. Market Maker		0	0	0	0	0	0	0	0	0	0	0	0	0	NA	0	
Sub-Total (B)(1)		110	67726950	0	0	67726950	14.1	67726950	0	67726950	14.1	0	0	0	NA	67726950	
Central Government/ State Government(s)/ President of India																	
Sub-Total (B)(2)		0	0	0	0	0	0	0	0	0	0	0	0	0	NA	0	
3. NON-INSTITUTIONS																	
a. INDIVIDUALS - i. Individual shareholders holding nominal share capital up to Rs. 2 lakhs.																	
ii. Individual shareholders holding nominal share capital in excess of Rs. 2 lakhs.		66790	12524802	0	0	12524802	2.61	12524802	0	12524802	2.61	0	0	0	NA	12524802	
b. NFOCs registered with RBI		24	1430295	0	0	1430295	0.3	1430295	0	1430295	0.3	0	0	0	NA	1430295	
c. Employee Trusts/ Overseas Depositories (holding DRs)		0	0	0	0	0	0	0	0	0	0	0	0	0	NA	0	
d. ANY OTHER balancing figure)		0	0	0	0	0	0	0	0	0	0	0	0	0	NA	0	
e. ANY OTHER		540	2830201	0	0	2830201	0.59	2830201	0	2830201	0.59	0	0	0	NA	2830201	
BODIES CORPORATE		148	254972	0	0	254972	0.05	254972	0	254972	0.05	0	0	0	NA	254972	
CLARINGS MEMBERS		148	254972	0	0	254972	0.05	254972	0	254972	0.05	0	0	0	NA	254972	
DIRECTORS AND THEIR RELATIVES		1013	340441	0	0	340441	0.07	340441	0	340441	0.07	0	0	0	NA	340441	
WIND UP/ DIVIDED FAMILIES		988	740119	0	0	740119	0.15	740119	0	740119	0.15	0	0	0	NA	740119	
NON RESIDENT INDIANS		13	101463	0	0	101463	0.02	101463	0	101463	0.02	0	0	0	NA	101463	
TRUSTS		69504	18223050	0	0	18223050	3.79	18223050	0	18223050	3.79	0	0	0	NA	18223050	
Sub-Total (B)(3)		69504	18223050	0	0	18223050	3.79	18223050	0	18223050	3.79	0	0	0	NA	18223050	
Total Public Shareholding (B) = (B)(1)+(B)(2)+(B)(3)		69614	85950000	0	0	85950000	17.9	85950000	0	85950000	17.9	0	0	0	NA	85950000	

Details of non-shareholders acting as persons in Concert including their Shareholding (No. and %):

Details of Shares which remain unclaimed may be given here along with details such as number of shareholders, outstanding shares held in demat/unclaimed suspense account, voting rights which are frozen etc.

Table IV

Table IV - Statement showing shareholding pattern of the Non Promoter- Non Public shareholder

Category & Name of the Shareholders (I)	PAN (II)	Nos. of Shareholder (II)	No. of fully paid up equity shares held (IV)	Party paid-up equity shares held (V)	No. of shares underlying Depository Receipts (VI)	Shareholding % calculated as per SCRR, 1957 As a % of (A+B+C2) (VII)	Number of Voting Rights held in each class of securities (X)			No. of Shares Outstanding convertible securities (including Warrants) (X)	Total Shareholding as a % assuming full conversion of convertible securities (as a percentage of diluted share capital) (XX)	Number of Locked in shares (XII)		Number of Shares pledged or otherwise encumbered (XIII)		Number of equity shares held in dematerialized form (XIV) (Not applicable)
							Class	Total	Total as a % of Total Voting rights			No.(a)	As a % of total Shares held (b)	No.(a)	As a % of total Shares held (Not applicable) (b)	
1. Custodian's Holder Employee Benefit Trust (Under SEBI (Share based Employee Benefit) Regulations, 2014)		0	0	0	0	0	0	0	0	0	0	0	0	0	0	0
2. Total Non-Promoter- Non Public Shareholding (C) = (C1)+(C)2		0	0	0	0	0	0	0	0	0	0	0	0	0	0	0

