

Holding of specified securities (Statement Showing Shareholding Pattern)

1. Name of Listed Entity : INDIAN BANK
2. Scrip Code / Name of Scrip / Class of Security 532814 / INDIANB / EQUITY
3. Share Holding Pattern Filed under: Reg. 31(1)(a) / Reg. 31(1)(b) / Reg.31(1)(c)
 - a. If under 31(1)(b) then indicate the report for Quarter ending 30-Sep-2016
 - b. If under 31(1)(c) then indicate date of allotment/extinguishment 30-Sep-2016
4. Declaration: The Listed entity is required to submit the following declaration to the extent of submission of informatior

Particulars	Yes*	No*
1 Whether the Listed Entity has issued any partly paid up shares?		NO
2 Whether the Listed Entity has issued any Convertible Securities or Warrants?		NO
3 Whether the Listed Entity has any shares against which depository receipts are issued?		NO
4 Whether the Listed Entity has any shares in locked-in?	YES	
5 Whether any shares held by promoters are pledge or otherwise encumbered?		NO

5. The tabular format for disclosure of holding of specified securities is as follows:-

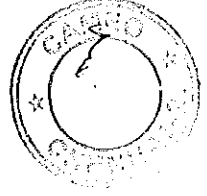



Table I

Table I - Summary Statement holding of specified securities

Category (i)	Category of Shareholder (ii)	Nos. of Shareholders (iii)	No. of fully paid up equity shares held (iv)	Partly paid up equity shares held (v)	No. of underlying Depository Receipts (vi)	Total nos. shares held (vii) = (iv)+(v)+(vi)	Shareholding as a % of total no. of shares (calculated as per SCRR, 1957) (viii) As a % of (A+B+C2)	Number of Voting Rights held in each class of securities (ix)			No. of Shares Underlying convertible securities (including Warrants) (x)	Shareholding as a % assuming full conversion of convertible securities (as a percentage of diluted share capital) (xi) = (vii)+(x)	Number of Locked in shares (xii)		Number of Shares pledged or otherwise encumbered (xiii)		Number of equity shares held in dematerialized form (xiv)
								No. of Voting Rights Class eg: X	Class eg: Y	Total			Total as a % of (A+B+C)	No. (a)	As a % of total Shares held (b)	No. (a)	
	PROMOTER & GROUP	1	394341651	0	0	394341651	82.1	394341651	0	394341651	0	59521651	12.81	0	0	0	394341651
A	PUBLIC	6437	85950000	0	0	85950000	17.9	85950000	0	85950000	0	0	0	0	0	0	85948445
	NON PROMOTER-SHARES	0	0	0	0	0	0	0	0	0	0	0	0	0	0	0	0
C1	UNDERLYING DEBTS SHARES HELD BY EMPLOYEE TRUSTS	0	0	0	0	0	0	0	0	0	0	0	0	0	0	0	0
C2	Total	6437	490291651	0	0	490291651	100	490291651	0	490291651	0	59521651	10.52	0	0	0	490290095




Table III - Statement showing shareholding pattern of the Public shareholder.

Category & Name of the Shareholders (I)	PAN (II)	Nos. of Shareholder (III)	No. of fully paid up equity shares held (IV)	Partly paid-up equity shares held (V)	No. of shares underlying Depository Receipts (VI)	Total nos. shares held (VII = IV + V + VI)	Shareholding % calculated as per SCRR, 1957 As a % of (A+B+C2) (VII)	Number of Voting Rights held in each class of securities IX			No. of Shares Underlying Outstanding convertible securities (including Warrants) (X)	Total Shareholding as a % assuming full conversion of convertible securities (as a percentage of diluted share capital) (XI)	Number of Shares pledged or otherwise encumbered (XII)	Number of equity shares held in dematerialized form (XIV)
								Class X	Class Y	Total				
1. INSTITUTIONS														
a. Mutual Funds		27	23064421	0	0	23064421	4.8	23064421	0	23064421	4.8	NA	23064421	
b. NPS														
HDFC TRUSTEE COMPANY LTD-VC FUND	AAATM1809A	0	8903100	0	0	8903100	1.85	8903100	0	8903100	1.85	0	8903100	
c. Venture Capital Funds		0	0	0	0	0	0	0	0	0	0	0	0	
Altamira Investment Funds		0	0	0	0	0	0	0	0	0	0	0	0	
Foreign Venture		0	0	0	0	0	0	0	0	0	0	0	0	
d. Capital Investors		0	0	0	0	0	0	0	0	0	0	0	0	
Foreign Portfolio		0	0	0	0	0	0	0	0	0	0	0	0	
e. Investors		52	14653915	0	0	14653915	3.05	14653915	0	14653915	3.05	0	14653915	
f. Nimesh														
HSBC GLOBAL INVESTMENT FUNDS - INDIAN EQUITY	AADCHERRAJ	4	7607608	0	0	7607608	1.58	7607608	0	7607608	1.58	0	7607608	
g. Financial Institutions														
h. Banks		4	19257	0	0	19257	0	19257	0	19257	0	0	19257	
i. Insurance Companies		7	16160413	0	0	16160413	3.36	16160413	0	16160413	3.36	0	16160413	
j. Life Insurance Corporation of India	AAACL080H	0	15071796	0	0	15071796	3.14	15071796	0	15071796	3.14	0	15071796	
k. Provident Funds		0	0	0	0	0	0	0	0	0	0	0	0	
l. Pension Funds		0	0	0	0	0	0	0	0	0	0	0	0	
m. ANY OTHER														
FOREIGN INSTITUTIONAL INVESTORS		46	18242087	0	0	18242087	3.8	18242087	0	18242087	3.8	0	18242087	
n. Mutual Investor		0	0	0	0	0	0	0	0	0	0	0	0	
o. Sub-Total (B)(I)		136	72140093	0	0	72140093	15.02	72140093	0	72140093	15.02	0	72140093	
1. Central Government/ State Government(s)/ President of India														
2. Subs-Total (B)(2)		0	0	0	0	0	0	0	0	0	0	0	0	
3. NON-INSTITUTIONS														
a. INDIVIDUALS														
i. Individual shareholders holding nominal share capital up to Rs. 2 lakhs.		59124	9525944	0	0	9525944	1.98	9525944	0	9525944	1.98	0	9525944	
ii. Individual shareholders holding nominal share capital in excess of Rs. 2 lakhs.		12	665071	0	0	665071	0.14	665071	0	665071	0.14	0	665071	
b. NBFCs registered with RBI		0	0	0	0	0	0	0	0	0	0	0	0	
c. Employee Trusts (holding DRs)		0	0	0	0	0	0	0	0	0	0	0	0	
d. Overseas Depositors (holding DRs)		0	0	0	0	0	0	0	0	0	0	0	0	
e. ANY OTHER														
BODIES CORPORATE		640	1333771	0	0	1333771	2.8	1333771	0	1333771	2.8	0	1333771	
i. Companies		170	68813	0	0	68813	0.14	68813	0	68813	0.14	0	68813	
ii. DIRECTORS AND THEIR RELATIVES		2630	791866	0	0	791866	1.6	791866	0	791866	1.6	0	791866	
iii. HINDU UNDIVIDED FAMILIES		972	236681	0	0	236681	0.05	236681	0	236681	0.05	0	236681	
iv. Partnership Firms		279	105225	0	0	105225	0.02	105225	0	105225	0.02	0	105225	
v. Joint Venture		576	460578	0	0	460578	0.1	460578	0	460578	0.1	0	460578	
vi. Trusts		12	101413	0	0	101413	0.02	101413	0	101413	0.02	0	101413	
Sub-Total (B)(3)		64241	13809907	0	0	13809907	2.88	13809907	0	13809907	2.88	0	13809907	
Total Public Shareholding (B) = (B)(1)+(B)(2)+(B)(3)		64377	85950000	0	0	85950000	17.9	85950000	0	85950000	17.9	0	85950000	

Details of the shareholders acting as persons in Concert including their Shareholding (No. and %):

Details of Shares which remain unclaimed may be given here along with details such as number of shareholders, outstanding shares held in dematerialized suspense account, voting rights which are frozen etc.

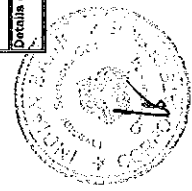
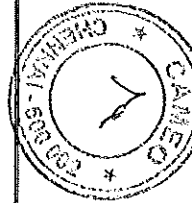


Table IV

Table IV - Statement showing shareholding pattern of the Non Promoter- Non Public shareholder

Category & Name of the Shareholders (i)	PAN (ii)	Nos. of Shareholder (ii)	No. of fully paid up equity shares held (iv)	Partly paid-up equity shares held (v)	No. of shares underlying Depository Receipts (vi)	Total nos. shares held (vii) = (iv + v + vi)	Shareholding % calculated as per SCRR, 1957 As a % of (A+B+C2) (viii)	Number of Voting Rights held in each class of securities (ix)			No. of Shares Underlying Outstanding convertible securities (including Warrants) (x)	Total Shareholding as a % assuming full conversion of convertible securities (as a percentage of diluted share capital) (xi)	Number of Locked in shares (xii)	Number of Shares pledged or otherwise encumbered (xiii)		Number of equity shares held in dematerialized form (xiv) (Not applicable)
								Class X	Class Y	Total				No. (a)	As a % of total Shares held (Not applicable) (b)	
1. Custodian/DR Holder under SEBI (Share based Employee Benefit) Regulations, 2014		0	0	0	0	0	0	0	0	0	0	0	0	0	0	0
2. Total Non-Promoter, Non Public Shareholding (C2)		0	0	0	0	0	0	0	0	0	0	0	0	0	0	0

