

Holding of specified securities (Statement Showing Shareholding Pattern)

1. Name of Listed Entity : INDIAN BANK
2. Scrip Code / Name of Scrip / Class of Security 532814 / INDIANB / EQUITY
3. Share Holding Pattern Filed under: Reg. 31(1)(a) / Reg. 31(1)(b) / Reg.31(1)(c)
 - a. If under 31(1)(b) then indicate the report for Quarter ending 31-Mar-2018
 - b. If under 31(1)(c) then indicate date of allotment/extinguishment 31-Mar-2018
4. Declaration: The Listed entity is required to submit the following declaration to the extent of submission of informationator

Particulars	Yes*	No*
1 Whether the Listed Entity has issued any partly paid up shares?		NO
2 Whether the Listed Entity has issued any Convertible Securities or Warrants?		NO
3 Whether the Listed Entity has any shares against which depository receipts are issued?		NO
4 Whether the Listed Entity has any shares in locked-in?	YES	
5 Whether any shares held by promoters are pledge or otherwise encumbered?		NO

5. The tabular format for disclosure of holding of specified securities is as follows:-




Table I

Table I - Summary Statement holding of specified securities

Category of Shareholder (I)	Nos. of Shareholders (III)	No. of fully paid up equity shares held (IV)	No. of Partly paid-up equity shares held (V)	No. of underlying Depository Receipts (VI)	Total nos. shares held (VII) = (IV)+(V)+(VI)	Shareholding as a % of total no. of shares (calculated as per SCRR, 1957) (VIII) As a % of (A+B+C2)	Number of Voting Rights held in each class of securities (IX)			Shareholding as a % assuming full conversion of convertible securities (as a percentage of diluted share capital) (X) = (VI)+(X)	No. of Shares Underlying convertible securities (including Warrants) (X)	Number of Locked in shares (XI)		Number of Shares pledged or otherwise encumbered (XII)		Number of equity shares held in dematerialized form (XIV)
							Class eg: X	Class eg: Y	Total			No. (a)	As a % of total Shares held (b)	No. (a)	As a % of total Shares held (b)	
PROMOTER & GROUP	1	393235409	0	0	393235409	81.87	0	0	0	81.87	0	15443163	0	0	0	393235409
A. PUBLIC	64867	87056242	0	0	87056242	18.13	0	0	0	18.13	0	0	0	0	0	87056242
C. NON PROMOTER-SHARES	0	0	0	0	0	0	0	0	0	0	0	0	0	0	0	0
C1. UNDERLYING DRB SHARES HELD BY EMPLOYEE TRUSTS	0	0	0	0	0	0	0	0	0	0	0	0	0	0	0	0
C2. Total	64868	480291651	0	0	480291651	100	0	0	0	100	0	15443163	3.22	0	0	480290333




Table II

Table II - Statement showing shareholding pattern of the Promoter and Promoter Group.

Category & Name of the Shareholders (I)	PAN (II)	Nos. of Shareholder (III)	No. of fully paid up equity shares held (IV)	Partly paid up equity shares held (V)	No. of shares underlying Depository Receipts (VI)	Total nos. shares held (VII) = (IV + V + VI)	Shareholding % calculated as per SCRR, 1957 As a % of (A+B+C2) (VIII)	Number of Voting Rights held in each class of securities (IX)			No. of Shares Underlying Outstanding convertible securities (including Warrants) (X)	Shareholding as a % assuming full conversion of convertible securities (XI) = (VII)+(X) as a % of A+B+C2	Number of Locked in shares (XII)		Number of Shares pledged or otherwise encumbered (XIII)		Number of equity shares held in dematerialized form (XIV)
								Class X	Class Y	Total			No. (a)	As a % of total Shares held (b)	No. (a)	As a % of total Shares held (b)	
1. INDIAN Individuals/Hindu undivided																	
a. Family		0	0	0	0	0	0	0	0	0	0	0	0	0	0	0	0
b. State Government/ Central Government/ State Government(s)		1	393235409	0	0	393235409	81.87	393235409	0	81.87	15443163	3.93	0	0	0	0	393235409
Names:			393235409			393235409	81.87	393235409	0	81.87	15443163	3.93					393235409
PRESIDENT OF INDIA																	
Financial Institutions/																	
c. Banks		0	0	0	0	0	0	0	0	0	0	0	0	0	0	0	0
d. ANY OTHER																	
Sub-Total (A)(1)		1	393235409	0	0	393235409	81.87	393235409	0	81.87	15443163	3.93	0	0	0	0	393235409
FOREIGN Individuals (Non- Resident Individuals/ Foreign Individuals)																	
a. Government		0	0	0	0	0	0	0	0	0	0	0	0	0	0	0	0
b. Institutions		0	0	0	0	0	0	0	0	0	0	0	0	0	0	0	0
c. Foreign Portfolio Investor		0	0	0	0	0	0	0	0	0	0	0	0	0	0	0	0
d. ANY OTHER																	
Sub-Total (A)(2)		0	0	0	0	0	0	0	0	0	0	0	0	0	0	0	0
Total Shareholding of Promoter and Promoter Group (A) = (A)(1)+(A)(2)		1	393235409	0	0	393235409	81.87	393235409	0	81.87	15443163	3.22	0	0	0	0	393235409

Details of Shares which remain unclaimed may be given here along with details such as number of shareholders, outstanding shares held in dematerialized suspense account, voting rights which are frozen etc.





Table III - Statement showing shareholding pattern of the Public shareholder

Category & Name of the Shareholders (I)	PAN (II)	Nos. of Share holder (III)	No. of fully paid up equity shares held (IV)	Partly paid-up equity shares held (V)	No. of shares underlying Depository Receipts (VI)	Total nos. shares held (VII) = (IV + V + VI)	Shareholding % calculated as per SCRR, 1957 (A+B+C2) (VIII)	Number of Voting Rights held in each class of securities (X)			Total as a % of Total Voting rights	No. of Shares Underlying Outstanding convertible securities (including Warrants) (X)	Total Shareholding as a % assuming full conversion of convertible securities (as a percentage of diluted share capital) (XI)	Number of Locked in shares (XII)	Number of Shares pledged or otherwise encumbered (XIII)	Number of equity shares held in dematerialized form (XIV)
								Class X	Class Y	Total						
1. INSTITUTIONS																
a. Mutual Funds/ Names:		15	33824887	0	0	33824887	7.04	33824887	0	33824887	7.04	0	0	NA	33824887	
L&T MUTUAL FUND TRUSTEE LIMITED	AAA1C4460E		10455992	0	0	10455992	2.18	10455992	0	10455992	2.18	0	0	0	10455992	
HDFC TRUSTEE COMPANY LTD A/C			14302700	0	0	14302700	2.98	14302700	0	14302700	2.98	0	0	0	14302700	
HDFC MID CAP OPPORTUNITIES FUND	AAATH1809A	0	0	0	0	0	0	0	0	0	0	0	0	NA	0	
Venture Capital Funds		0	0	0	0	0	0	0	0	0	0	0	0	NA	0	
Alternate Investment Funds		3	694415	0	0	694415	0.14	694415	0	694415	0.14	0	0	NA	694415	
Foreign Venture Capital Investors		0	0	0	0	0	0	0	0	0	0	0	0	NA	0	
Foreign Portfolio Investors		83	27033038	0	0	27033038	5.63	27033038	0	27033038	5.63	0	0	NA	27033038	
Names:																
HSSC GLOBAL INVESTMENT FUNDS - INDIAN EQUITY	AADCH5964J		7050496	0	0	7050496	1.47	7050496	0	7050496	1.47	0	0	0	7050496	
Financial Institutions/ Banks		6	142702	0	0	142702	0.03	142702	0	142702	0.03	0	0	NA	142702	
Insurance Companies		5	6661167	0	0	6661167	1.39	6661167	0	6661167	1.39	0	0	NA	6661167	
Names:																
LIFE INSURANCE CORPORATION OF INDIA	AAACL0582H	0	6328163	0	0	6328163	1.32	6328163	0	6328163	1.32	0	0	NA	6328163	
Provident Funds/ Pension Funds		0	0	0	0	0	0	0	0	0	0	0	0	NA	0	
ANY OTHER FOREIGN INSTITUTIONAL INVESTORS		10	4041110	0	0	4041110	0.84	4041110	0	4041110	0.84	0	0	NA	4041110	
Market Maker		0	0	0	0	0	0	0	0	0	0	0	0	NA	0	
Sub-Total (B)(1)		122	72397319	0	0	72397319	15.07	72397319	0	72397319	15.07	0	0	NA	72397319	
Central Government/State Government(s)/ President of India		0	0	0	0	0	0	0	0	0	0	0	0	NA	0	
Sub-Total (B)(2)		0	0	0	0	0	0	0	0	0	0	0	0	NA	0	
NON-INSTITUTIONS																
INDIVIDUALS -																
i. Individual shareholders holding nominal share capital up to Rs. 2 lakhs.		59666	9577202	0	0	9577202	1.99	9577202	0	9577202	1.99	0	0	NA	9575936	
ii. Individual shareholders holding nominal share capital in excess of Rs. 2 lakhs.		11	873118	0	0	873118	0.18	873118	0	873118	0.18	0	0	NA	873118	
NEFCs registered with RBI		0	0	0	0	0	0	0	0	0	0	0	0	NA	0	
Overseas Depositories (holding DRs) (balancing figure)		0	0	0	0	0	0	0	0	0	0	0	0	NA	0	
ANY OTHER																
BODIES CORPORATE		504	2277036	0	0	2277036	0.47	2277036	0	2277036	0.47	0	0	NA	2277036	
Clearing Members		155	297571	0	0	297571	0.06	297571	0	297571	0.06	0	0	NA	297571	
DIRECTORS AND THEIR RELATIVES		2	307	0	0	307	0	307	0	307	0	0	0	NA	307	
Employees		2300	638769	0	0	638769	0.13	638769	0	638769	0.13	0	0	NA	638769	
HINDU UNDIVIDED FAMILIES		958	320385	0	0	320385	0.07	320385	0	320385	0.07	0	0	NA	320385	
NRI - Non- Repat		397	178148	0	0	178148	0.04	178148	0	178148	0.04	0	0	NA	178148	
NRI - Repat		740	397974	0	0	397974	0.08	397974	0	397974	0.08	0	0	NA	397974	
TRUSTS		12	98413	0	0	98413	0.02	98413	0	98413	0.02	0	0	NA	98413	
Sub-Total (B)(3)		64745	14658923	0	0	14658923	3.05	14658923	0	14658923	3.05	0	0	NA	14657655	
Total Public Shareholding (B) = (B)(1)+(B)(2)+(B)(3)		64867	87056242	0	0	87056242	18.13	87056242	0	87056242	18.13	0	0	NA	87054974	

Details of the shareholders acting as persons in Concert including their Shareholding (No. and %):

Details of Shares which remain unclaimed may be given here along with details such as number of shareholders, outstanding shares held in demat/unclaimed suspense account, voting rights which are frozen etc. 21 Nos. - 3584 Shares

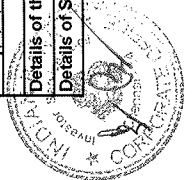


Table IV

Table IV - Statement showing shareholding pattern of the Non Promoter- Non Public shareholder

Category & Name of the Shareholders (I)	PAN (II)	Nos. of Shareholder (III)	No. of fully paid up equity shares held (IV)	Partly paid-up equity shares held (V)	No. of shares underlying Depository Receipts (VI)	Total nos. shares held (VII) = (IV + V + VI)	Shareholding % calculated as per SCRR, 1957 As a % of (A+B+C2) (VIII)	Number of Voting Rights held in each class of securities (IX)			No. of Shares Underlying Outstanding convertible securities (including Warrants) (X)	Total Shareholding as a % assuming full conversion of convertible securities (as a percentage of diluted share capital) (XI)	Number of Locked in shares (XII)		Number of Shares pledged or otherwise encumbered (XIII)		Number of equity shares held in dematerialized form (XIV) (Not applicable)
								No. of Class X	No. of Class Y	Total as a % of Total Voting rights			No. (a)	As a % of total Shares held (b)	No. (a)	As a % of total Shares held (Not applicable) (b)	
1. Custodian/DR Holder Employee Benefit Trust (under SEBI (Share based Employee Benefit) Regulations, 2014)		0	0	0	0	0	0	0	0	0	0	0	0	0	0	0	0
2. Total Non-Promoter- Non Public Shareholding (C) = (C1)+(C)2		0	0	0	0	0	0	0	0	0	0	0	0	0	0	0	0

