

Holding of specified securities (Statement Showing Shareholding Pattern)

1. Name of Listed Entity : INDIAN BANK
2. Scrip Code / Name of Scrip / Class of Security 532814 / INDIANB / EQUITY
3. Share Holding Pattern Filed under: Reg. 31(1)(a) / Reg. 31(1)(b) / Reg.31(1)(c)
 - a. If under 31(1)(b) then indicate the report for Quarter ending 30-Sep-2018
 - b. If under 31(1)(c) then indicate date of allotment/extinguishment 30-Sep-2018
4. Declaration: The Listed entity is required to submit the following declaration to the extent of submission of information

Particulars	Yes*	No*
1 Whether the Listed Entity has issued any partly paid up shares?		NO
2 Whether the Listed Entity has issued any Convertible Securities or Warrants?		NO
3 Whether the Listed Entity has any shares against which depository receipts are issued?		NO
4 Whether the Listed Entity has any shares in locked-in?		NO
5 Whether any shares held by promoters are pledge or otherwise encumbered?		NO

5. The tabular format for disclosure of holding of specified securities is as follows:-




Table I

Table I - Summary Statement holding of specified securities															
Category (I)	Category of Shareholder (II)	Nos. of Shareholders (III)	No. of equity shares held (IV)	No. of equity shares held (V)	No. of shares underlying Depository Receipts (VI)	Total nos. shares held (VII) = (IV)+(V)+(VI)	Shareholding as a % of total no. shares (calculated as per SCRR, 1957) (VIII) As a % of (A+B+C2)	Number of Voting Rights held in each class of securities (IX)			Shareholding as a % assuming full conversion of convertible securities (including Warrants) (X)	Shareholding as a % of diluted share capital (XI) = (VII)+(X) As a % of (A+B+C2)	Number of Locked in shares (XII)	Number of Shares pledged or otherwise encumbered (XIII)	Number of equity shares held in dematerialized form (XIV)
								Class eg: X	Class eg: Y	Total					
A.	PROMOTER & PROMOTER GROUP	1	392544268	0	0	392544268	81.73	392544268	0	392544268	81.73	0	0	0	392544268
B.	PUBLIC	66138	87747383	0	0	87747383	18.27	87747383	0	87747383	18.27	0	0	0	87747383
C.	NON PROMOTER- NON PUBLIC SHARES	0	0	0	0	0	0	0	0	0	0	0	0	0	0
C1.	UNDERLYING DRs SHARES HELD BY EMPLOYEE TRUSTS	0	0	0	0	0	0	0	0	0	0	0	0	0	0
C2.		0	0	0	0	0	0	0	0	0	0	0	0	0	0
	Total	66139	480291651	0	0	480291651	100	480291651	0	480291651	100	0	0	0	480290384




Table II - Statement showing shareholding pattern of the Promoter and Promoter Group																
Category & Name of the Shareholders (i)	PAN (ii)	Nos. of Shareholder (iii)	No. of fully paid up equity shares held (iv)	Partly paid-up equity shares held (v)	No. of shares underlying Depository Receipts (vi)	Total nos. shares held (VII) = (IV + V + VI)	Shareholding % calculated as per SCRR, 1957 As a % of (A+B+C2) (VIII)	Table III Number of Voting Rights held in each class of securities (IX)			No. of Shares Underlying Outstanding convertible securities (including Warrants) (X)	Shareholding, as a % assuming full conversion of convertible securities (as a percentage of diluted share capital) (XI) = (VII)+(X) as a % of A+B+C2	Number of Locked in shares (XII)		Number of Shares pledged or encumbered (XIII)	Number of equity shares held in dematerialized form (XIV)
								Class X	Class Y	Total			No. (a)	As a % of total Shares held (b)		
1. INDIAN																
a. Individuals/Hindu undivided Family		0	0	0	0	0		0	0	0	0	0	0	0	0	0
b. Central Government/ State Government(s)		1	392544268	0	0	392544268	81.73	392544268	0	392544268	81.73	0	0	0	0	392544268
Names :																
c. PRESIDENT OF INDIA		0	392544268	0	0	392544268	81.73	392544268	0	392544268	81.73	0	0	0	0	392544268
d. Financial Institutions/Banks		0	0	0	0	0		0	0	0	0	0	0	0	0	0
e. ANY OTHER		1	392544268	0	0	392544268	81.73	392544268	0	392544268	81.73	0	0	0	0	392544268
2. FOREIGN																
a. Individuals (Non-Resident Individuals/Foreign Individuals)		0	0	0	0	0		0	0	0	0	0	0	0	0	0
b. Government		0	0	0	0	0		0	0	0	0	0	0	0	0	0
c. Institutions		0	0	0	0	0		0	0	0	0	0	0	0	0	0
d. Foreign Portfolio Investor		0	0	0	0	0		0	0	0	0	0	0	0	0	0
f. ANY OTHER		0	0	0	0	0		0	0	0	0	0	0	0	0	0
Total Shareholding of Promoter and Promoter Group (A)=(1)+(A)(2)		1	392544268	0	0	392544268	81.73	392544268	0	392544268	81.73	0	0	0	0	392544268

Details of Shares which remain unclaimed may be given hear along with details such as number of shareholders, outstanding shares held in demat/unclaimed suspense account, voting rights which are frozen etc.




Table III - Statement showing shareholding pattern of the Public shareholder

Category & Name of the Shareholders (I)	PAN (II)	Nos. of Shareholder (III)	No. of fully paid up equity shares held (IV)	Partly paid-up equity shares held (V)	No. of shares underlying Depository Receipts (VI)	Total nos. shares held (VII) = (IV + V + VI)	Shareholding % calculated as per SCRR, 1957 (A+B+C2) (VIII)	Number of Voting Rights held in each class of securities IX)			Total as a % of Total Voting rights	No. of Shares Underlying convertible securities (including Warrants) (X)	Total Shareholding, as a % assuming full conversion of convertible securities or diluted share capital) (XI)	Number of Shares pledged or otherwise encumbered (XIII)		Number of equity shares held in dematerialized form (XIV)		
								No. of Voting Rights						No. (a)	As a % of total Shares held (b)		No. (a)	As a % of total Shares held (b)
								Class X	Class Y	Total								
1. INSTITUTIONS																		
a. Mutual Funds/		15	38002129	0	0	38002129	7.91	38002129	0	38002129	0	7.91	0	0	38002129			
Names :																		
L&T MUTUAL FUND TRUSTEE LIMITED-L&T ARBITRAGE OPPORTUNITIES FUND	AAATC4460E		11664882	0	0	11664882	2.43	11664882	0	11664882	0	2.43	0	0	11664882			
HDFC TRUSTEE COMPANY LTD - A/C HDFC MID - CAP OPPORTUNITIES FUND	AAAATH1809A		18939700	0	0	18939700	3.94	18939700	0	18939700	0	3.94	0	0	18939700			
b. Venture Capital Funds		0	0	0	0	0	0.12	0	0	0	0	0.12	0	0	0			
Alternate Investment Funds		2	558200	0	0	558200	0.12	558200	0	558200	0	0.12	0	0	558200			
Foreign Venture Capital Investors		0	0	0	0	0	0	0	0	0	0	0	0	0	0			
Foreign Portfolio Investors		96	21724071	0	0	21724071	4.52	21724071	0	21724071	0	4.52	0	0	21724071			
Names :																		
HSBC GLOBAL INVESTMENT FUNDS - INDIAN EQUITY	AADCH45964J		5139120	0	0	5139120	1.07	5139120	0	5139120	0	1.07	0	0	5139120			
Financial Institutions/ Banks		4	37541	0	0	37541	0.01	37541	0	37541	0	0.01	0	0	37541			
Insurance Companies		4	9451751	0	0	9451751	1.97	9451751	0	9451751	0	1.97	0	0	9451751			
Names :																		
LIFE INSURANCE CORPORATION OF INDIA	AAACL0582H		9080184	0	0	9080184	1.89	9080184	0	9080184	0	1.89	0	0	9080184			
Provident Funds/ Pension Funds		0	0	0	0	0	0	0	0	0	0	0	0	0	0			
i. ANY OTHER																		
FOREIGN INSTITUTIONAL INVESTORS		13	3499824	0	0	3499824	0.73	3499824	0	3499824	0	0.73	0	0	3499824			
Market Maker		0	0	0	0	0	0	0	0	0	0	0	0	0	0			
Sub-Total (B)(1)		134	73273516	0	0	73273516	15.26	73273516	0	73273516	0	15.26	0	0	73273516			
Central Government/State Government(s)/ President of India		0	0	0	0	0	0	0	0	0	0	0	0	0	0			
Sub-Total (B)(2)		0	0	0	0	0	0	0	0	0	0	0	0	0	0			
3. NON-INSTITUTIONS																		
a. INDIVIDUALS -																		
I. Individual shareholders holding nominal share capital up to Rs. 2 lakhs.		61058	9142128	0	0	9142128	1.9	9142128	0	9142128	0	1.9	0	0	9140863			
II. Individual shareholders holding nominal share capital in excess of Rs. 2 lakhs.		9	629907	0	0	629907	0.13	629907	0	629907	0	0.13	0	0	629907			
NBFCs registered with RBI		0	0	0	0	0	0	0	0	0	0	0	0	0	0			
Employee Trusts		0	0	0	0	0	0	0	0	0	0	0	0	0	0			
Overseas Depositories (holding DRs) (balancing figure)		0	0	0	0	0	0	0	0	0	0	0	0	0	0			
e. ANY OTHER																		
BODIES CORPORATE		550	2997300	0	0	2997300	0.62	2997300	0	2997300	0	0.62	0	0	2997300			
Cleaning Members		140	267711	0	0	267711	0.06	267711	0	267711	0	0.06	0	0	267711			
DIRECTORS AND THEIR RELATIVES		2	307	0	0	307	0.00	307	0	307	0	0.00	0	0	307			
Employees		2263	626827	0	0	626827	0.13	626827	0	626827	0	0.13	0	0	626827			
HINDU UNDIVIDED FAMILIES		975	290609	0	0	290609	0.06	290609	0	290609	0	0.06	0	0	290609			
NRI - Non- Repat		384	122275	0	0	122275	0.03	122275	0	122275	0	0.03	0	0	122275			
NRI - Repat		611	298390	0	0	298390	0.06	298390	0	298390	0	0.06	0	0	298390			
TRUSTS		12	98413	0	0	98413	0.02	98413	0	98413	0	0.02	0	0	98413			
Sub-Total (B)(3)		66004	14473867	0	0	14473867	3.01	14473867	0	14473867	0	3.01	0	0	14472600			
Total Public Shareholding (B)= (B)(1)+(B)(2)+(B)(3)		66138	87747383	0	0	87747383	18.27	87747383	0	87747383	0	18.27	0	0	87746116			

Details of the shareholders acting as persons in Concert including their Shareholding (No. and %) Details of Shares which remain unclaimed may be given hear along with details such as number of shareholders, outstanding shares held in demat/unclaimed suspense account, voting rights which are frozen etc. No. 21 : Shares : 3584




Table IV

Table IV - Statement showing shareholding pattern of the Non Promoter- Non Public shareholder																
Category & Name of the Shareholders (i)	PAN (ii)	Nos. of Shareholder (iii)	No. of fully paid up equity shares held (iv)	Partly paid-up equity shares held (v)	No. of underlying Depository Receipts (vi)	Total nos. shares held (VII = IV + V + VI)	Shareholding % calculated as per SCRR, 1957 As a % of (A+B+C2) (VIII)	Number of Voting Rights held in each class of securities (X)			No. of Shares Underlying Outstanding convertible securities (including Warrants) (X)	Total Shareholding, as a % assuming full conversion of convertible securities (as a percentage of diluted share capital) (XI)	Number of Locked in shares (XII)		Number of Shares pledged or otherwise encumbered (XIII)	Number of equity shares held in dematerialized form (XIV) (Not applicable)
								No. of Class X	No. of Class Y	Total			No. (a)	As a % of total Shares held (b)		
1. Custodian/DR Holder		0	0	0	0	0	0	0	0	0	0	0	0	0	0	0
Employee Benefit Trust (under SEBI (Share based Employee Benefit) Regulations, 2014)		0	0	0	0	0	0	0	0	0	0	0	0	0	0	0
2. Total Non-Promoter- Non Public Shareholding (C)= (C1)+(C2)		0	0	0	0	0	0	0	0	0	0	0	0	0	0	0

