

## Holding of specified securities ( Statement Showing Shareholding Pattern )

1. Name of Listed Entity : INDIAN BANK
2. Scrip Code / Name of Scrip / Class of Security 532814 / INDIANB / EQUITY
3. Share Holding Pattern Filed under: Reg. 31(1)(a) / Reg. 31(1)(b) / Reg.31(1)(c)
  - a. If under 31(1)(b) then indicate the report for Quarter ending 30-Jun-2018
  - b. If under 31(1)(c) then indicate date of allotment/extinguishment 30-Jun-2018
4. Declaration: The Listed entity is required to submit the following declaration to the extent of submission of information

Particulars	Yes*	No*
1 Whether the Listed Entity has issued any partly paid up shares?		NO
2 Whether the Listed Entity has issued any Convertible Securities or Warrants?		NO
3 Whether the Listed Entity has any shares against which depository receipts are issued?		NO
4 Whether the Listed Entity has any shares in locked-in?		NO
5 Whether any shares held by promoters are pledge or otherwise encumbered?		NO

5. The tabular format for disclosure of holding of specified securities is as follows:-





Table I

Table I - Summary Statement holding of specified securities

Category (I)	Category of Shareholder (II)	Nos. of Shareholders (III)	No. of fully paid up equity shares held (IV)	Partly paid up equity shares held (V)	No. of shares underlying Depository Receipts (VI)	Total nos. shares held (VII) = (IV)+(V)+(VI)	Shareholding as a % of total no. of shares (calculated as per SCRR, 1957) (VII) As a % of (A+B+C2)	Number of Voting Rights held in each class of securities (IX)			No. of Shares Underlying convertible securities (including Warrants) (X)	Shareholding, as a % assuming full conversion of convertible securities (as a percentage of diluted share capital) (XI) = (VII)+(X)	Number of Locked in shares (XII)		Number of Shares pledged or otherwise encumbered (XIII)		Number of equity shares held in dematerialized form (XIV)
								Class eg. X	Class eg. Y	Total			Total as a % of (A+B+C)	No. (a)	As a % of total Shares held (b)	No. (a)	
A	PROMOTER & GROUP	1	392464282	0	0	392464282	81.71	392464282	0	81.71	0	0	0	0	0	0	392464282
B	PUBLIC	61470	87827369	0	0	87827369	18.29	87827369	0	18.29	0	0	0	0	0	0	87827369
C	NON PROMOTER- NON PUBLIC SHARES	0	0	0	0	0	0	0	0	0	0	0	0	0	0	0	0
C1	UNDERLYING DRs	0	0	0	0	0	0	0	0	0	0	0	0	0	0	0	0
C2	SHARES HELD BY EMPLOYEE TRUSTS	0	0	0	0	0	0	0	0	0	0	0	0	0	0	0	0
	<b>Total</b>	<b>61471</b>	<b>480291651</b>	<b>0</b>	<b>0</b>	<b>480291651</b>	<b>100</b>	<b>480291651</b>	<b>0</b>	<b>100</b>	<b>0</b>	<b>0</b>	<b>0</b>	<b>0</b>	<b>0</b>	<b>0</b>	<b>480290383</b>





Table II

Table II - Statement showing shareholding pattern of the Promoter and Promoter Group

Category & Name of the Shareholders (I)	PAN (II)	Nos. of Shareholder (III)	No. of fully paid up equity shares held (IV)	Party paid-up equity shares held (V)	No. of shares underlying Depository Receipts (VI)	Total nos. shares held (VII) = (IV + V + VI)	Shareholding % calculated as per SCRR, 1957 As a % of (A+B+C2) (VIII)	Number of Voting Rights held in each class of securities (IX)			No. of Shares Underlying Outstanding convertible securities (including Warrants) (X)	Shareholding % as a % assuming full conversion of convertible securities (as a percentage of diluted share capital) (XI) = (VII)+(X) as a % of A+B+C2	Number of Locked in shares (XII)		Number of Shares pledged or otherwise encumbered (XIII)		Number of equity shares held in dematerialized form (XIV)
								Class X	Class Y	Total			Total as a % of Total Voting rights	No. (a)	As a % of total Shares held (b)	No. (a)	
1. INDIAN Individuals/Hindu undivided																	
a. Family		0	0	0	0	0											
b. Central Government/ State Government(s)		1	392464282	0	0	392464282	81.71	0	0	0	81.71	0	0	0	0	0	0
Names :			392464282			392464282	81.71	0	0	0	81.71	0	0	0	0	0	392464282
c. PRESIDENT OF INDIA Financial Institutions/ Banks		0	0	0	0	0											
d. ANY OTHER		1	392464282	0	0	392464282	81.71	0	0	0	81.71	0	0	0	0	0	392464282
Sub-Total (A)(1)		1	392464282	0	0	392464282	81.71	0	0	0	81.71	0	0	0	0	0	392464282
2. FOREIGN Individuals (Non-Resident Individuals/ Foreign Individuals)																	
a. Foreign Individuals/ Government		0	0	0	0	0											
b. Government		0	0	0	0	0											
c. Institutions		0	0	0	0	0											
d. Foreign Portfolio Investor		0	0	0	0	0											
f. ANY OTHER		0	0	0	0	0											
Sub-Total (A)(2)		0	0	0	0	0											
Total Shareholding of Promoter and Promoter Group (A)-(A)(1)+(A)(2)		1	392464282	0	0	392464282	81.71	0	0	0	81.71	0	0	0	0	0	392464282

Details of Shares which remain unclaimed may be given hear along with details such as number of shareholders, outstanding shares held in demat/unclaimed suspense account, voting rights which are frozen etc.




Table III

Category & Name of the Shareholders (i)	PAN (ii)	Nos. of Shareholder (iii)	No. of fully paid up equity shares held (iv)	Partly paid-up equity shares held (v)	No. of underlying Depository Receipts (vi)	Total nos. shares held (VII = IV + V + VI)	Shareholding % calculated as per SCRR, 1957 As a % of (A+B+C2) (VIII)	Number of Voting Rights held in each class of securities (X)			Total as a % of Total Voting rights	No. of Shares Underlying convertible securities (including Warrants) (X)	Total Shareholding as a % assuming full conversion of securities (as a percentage of diluted share capital) (xi)	Number of Locked in shares (xii)	Number of Shares pledged or otherwise encumbered (XIII)		Number of equity shares held in dematerialized form (XIV)		
								Class X	Class Y	Total					No. (a)	As a % of total Shares held (b)		No. (b)	As a % of total Shares held (Not applicable) (c)
<b>1. INSTITUTIONS</b>																			
a. Mutual Funds/ Names:		13	36132306	0	0	36132306	7.52	36132306	0	36132306	7.52	0	0	0	NA	36132306			
L&T MUTUAL FUND TRUSTEE LIMITED-L&T EMERGING BUSINESSES FUND	AAATC4480E		11590192	0		11590192	2.41	11590192	0	11590192	2.41	0	0	0	0	11590192			
HFDC TRUSTEE COMPANY LTD - A/C HFDC MID - CAPOPORTUNITIES FUND	AAATH1809A		17105700	0	0	17105700	3.56	17105700	0	17105700	3.56	0	0	0	0	17105700			
b. Venture Capital Funds		0	0	0	0	0	0	0	0	0	0	0	0	0	0	0			
Alternate Investment Funds		3	738200	0	0	738200	0.15	738200	0	738200	0.15	0	0	0	NA	738200			
d. Foreign Venture Capital Investors		0	0	0	0	0	0	0	0	0	0	0	0	0	0	0			
e. Foreign Portfolio Investors		91	25413585	0	0	25413585	5.29	25413585	0	25413585	5.29	0	0	0	NA	25413585			
Names:																			
HSBC GLOBAL INVESTMENT FUNDS - INDIAN EQUITY	AADCH5964J		5674696	0		5674696	1.18	5674696	0	5674696	1.18	0	0	0	0	5674696			
f. Financial Institutions/ Banks		4	27928	0	0	27928	0.01	27928	0	27928	0.01	0	0	0	NA	27928			
Insurance Companies		6	9360124	0	0	9360124	1.95	9360124	0	9360124	1.95	0	0	0	NA	9360124			
Names:																			
LIFE INSURANCE CORPORATION OF INDIA	AAACL0582H		8722854	0		8722854	1.82	8722854	0	8722854	1.82	0	0	0	0	8722854			
Provident Funds/ Pension Funds		0	0	0	0	0	0	0	0	0	0	0	0	0	0	0			
i. ANY OTHER																			
FOREIGN INSTITUTIONAL INVESTORS		13	3876430	0	0	3876430	0.81	3876430	0	3876430	0.81	0	0	0	NA	3876430			
Market Maker		0	0	0	0	0	0	0	0	0	0	0	0	0	0	0			
Sub-Total (B)(1)		130	75548573	0	0	75548573	15.73	75548573	0	75548573	15.73	0	0	0	NA	75548573			
2 a. Central Government/ State Government(s)/ President of India		1	79986	0	0	79986	0.02	79986	0	79986	0.02	0	0	0	NA	79986			
Sub-Total (B)(2)		1	79986	0	0	79986	0.02	79986	0	79986	0.02	0	0	0	NA	79986			
3. NON-INSTITUTIONS																			
a. INDIVIDUALS - i. Individual shareholders holding nominal share capital up to Rs. 2 lakhs.		56612	8475979	0	0	8475979	1.76	8475979	0	8475979	1.76	0	0	0	NA	8474713			
ii. Individual shareholders holding nominal share capital in excess of Rs. 2 lakhs.		9	710007	0	0	710007	0.15	710007	0	710007	0.15	0	0	0	NA	710007			
b. NBFCs registered with RBI		0	0	0	0	0	0	0	0	0	0	0	0	0	0	0			
c. Employee Trusts		0	0	0	0	0	0	0	0	0	0	0	0	0	0	0			
Overseas Depositories (holding DRs) (balancing figure)		0	0	0	0	0	0	0	0	0	0	0	0	0	0	0			
d. ANY OTHER																			
e. BODIES CORPORATE		448	1244698	0	0	1244698	0.26	1244698	0	1244698	0.26	0	0	0	NA	1244698			
Clearing Members		126	352388	0	0	352388	0.07	352388	0	352388	0.07	0	0	0	NA	352388			
DIRECTORS AND THEIR RELATIVES		2	307	0	0	307	0	307	0	307	0	0	0	0	NA	307			
Employees		2277	627789	0	0	627789	0.13	627789	0	627789	0.13	0	0	0	NA	627789			
HINDU UNDIVIDED FAMILIES		896	266770	0	0	266770	0.06	266770	0	266770	0.06	0	0	0	NA	266768			
NRI - Non-Repatriation		373	140246	0	0	140246	0.03	140246	0	140246	0.03	0	0	0	NA	140246			
NRI - Repatriation		584	282213	0	0	282213	0.06	282213	0	282213	0.06	0	0	0	NA	282213			
TRUSTS		12	98413	0	0	98413	0.02	98413	0	98413	0.02	0	0	0	NA	98413			
Sub-Total (B)(3)		61339	12198810	0	0	12198810	2.54	12198810	0	12198810	2.54	0	0	0	NA	12197642			
Total Public Shareholding (B) = (B)(1)+(B)(2)+(B)(3)		61470	87827369	0	0	87827369	18.29	87827369	0	87827369	18.29	0	0	0	0	87826101			

Details of the shareholders acting as persons in Concert including their Shareholding (No. and %):

Details of Shares which remain unclaimed may be given here along with details such as number of shareholders, outstanding shares held in demat/unclaimed suspense account, voting rights which are frozen etc. : Number of shareholders - 21. Number of shares - 3584.




Table IV

Table IV - Statement showing shareholding pattern of the Non Promoter- Non Public shareholder.

Category & Name of the Shareholders (I)	PAN (II)	Nos. of Shareholder (II)	No. of fully paid up equity shares held (IV)	Partly paid-up equity shares held (V)	No. of shares underlying Depository Receipts (VI)	Total nos. shares held (VII) = (IV + V + VI)	Shareholding % calculated as per SCRR, 1957 As a % of (A+B+C2) (VII)	Number of Voting Rights held in each class of securities (X)			No. of Shares Underlying Outstanding convertible securities (including Warrants) (X)	Total Shareholding as a % assuming full conversion of convertible securities (as a percentage of diluted share capital) (XI)	Number of Shares pledged or otherwise encumbered (XII)		Number of equity shares held in dematerialized form (XIV) (Not applicable)
								No. of Class X	Y	Total as a % of Total Voting rights			No. (a)	As a % of total Shares held (b)	
1. Custodian/DR Holder Employee Benefit Trust (under SEBI (Share based Employee Benefit) Regulations, 2014)		0	0	0	0	0	0	0	0	0	0	0	0	0	0
2. Total Non-Promoter- Non Public Shareholding (C)= (C1)+(C2)		0	0	0	0	0	0	0	0	0	0	0	0	0	0

