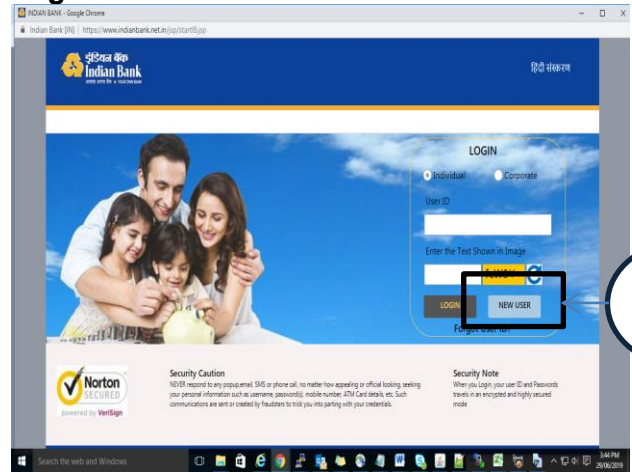


Online Indian bank Internet Banking Self-Registration

Pre-requisites for INB self-registration:

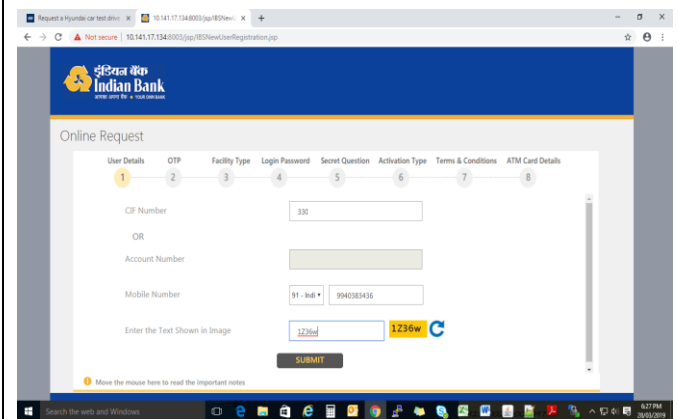
- ATM Card credentials are necessary for INB self-registration.
- Self-registration is available for Single account holders only. Joint account holders and current account holders need to contact branch for INB facility.

Select 'NEWUSER' for Register ONLINE in Login Page



Procedure for Online Registration

1. Enter CIF Number or Account Number, Mobile Number and Captcha.
2. Customer enters OTP
3. The User Details are populated from CBS, Customers can choose 'View Facility Only' or 'View and Transaction Facility'.
4. Customer enters the login Password.
5. Answer any 2 Secret Questions.
6. Select the Type of Activation Option
 - a) Activate through Branch
 - b) Activate through ATM Card
7. Accept Terms and Conditions.
8. Enter the ATM Card Details.

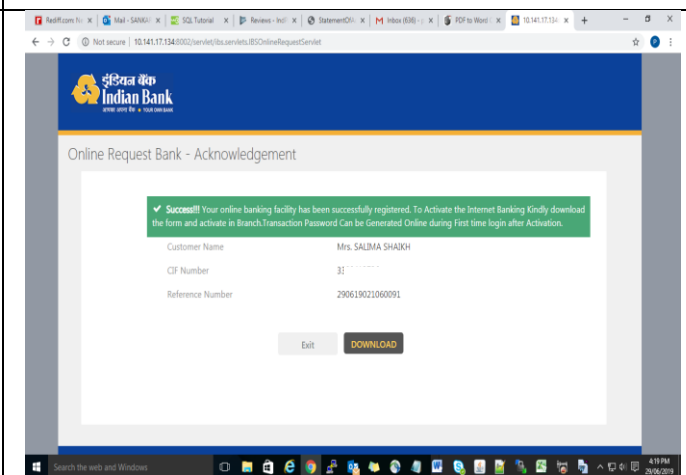


a) Activate through Branch

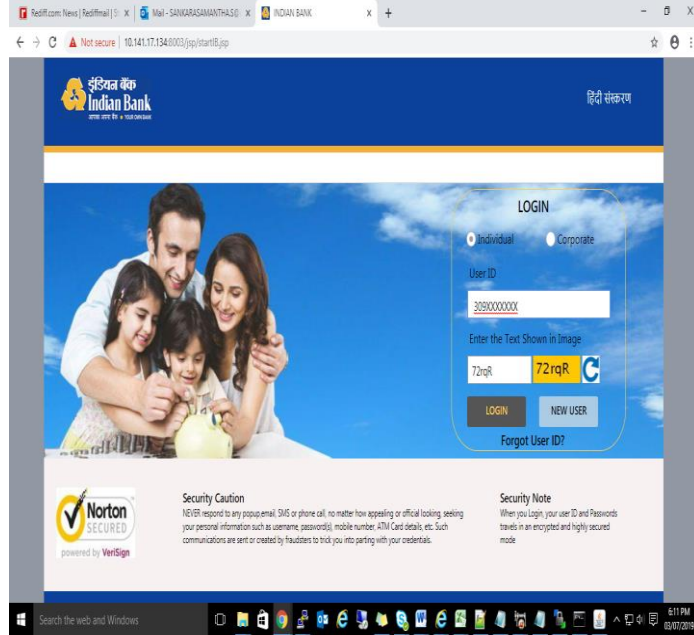
Customer has to take the downloaded form print out and visit their home branch for activation.

b) Activate through ATM Card

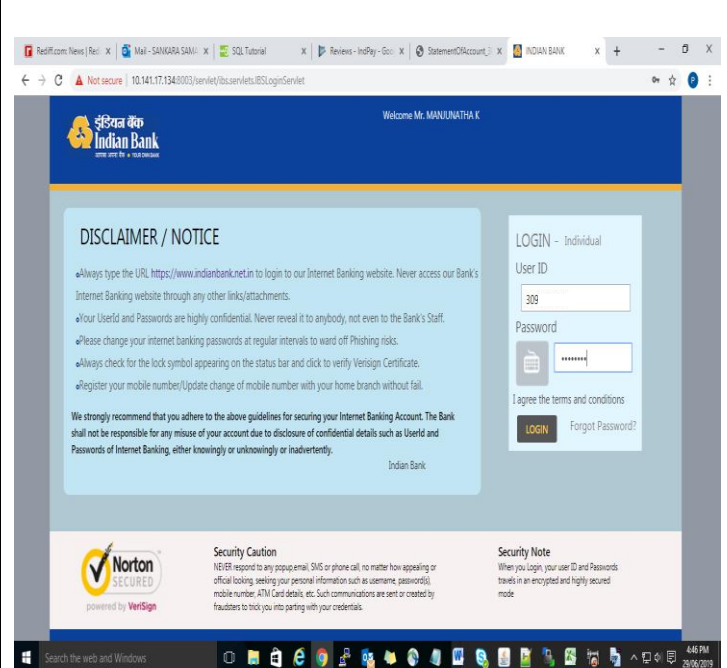
Acknowledgement Page will be displayed, after customer proceeds with Point 7 and 8.



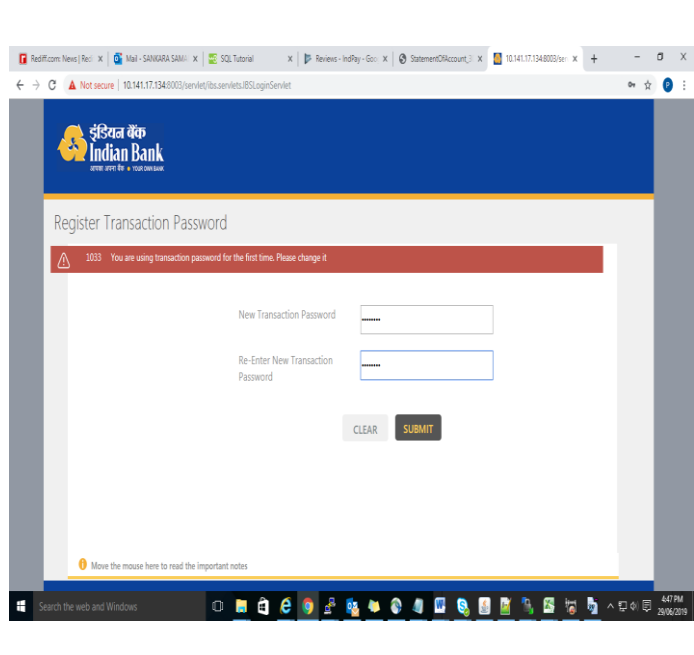
Registration Process is completed and then customer can Login to Net Banking



Enter the User ID and Login Password



Set the Transaction Password



After Successful Login Account Summary page will be displayed.

