

---

# **INDIAN BANK**

---

ZONAL OFFICE, KOLKATA CENTRAL  
14 NO. INDIA EXCHANGE PLACE

## **FINANCIAL BID (PART B)**

### **TENDER DOCUMENT**

Repair of interior furnishing and electrical  
work for setting up office MAPC & RAPC,  
Kolkata Central

**AT**

Ground floor premises of  
IB office building, 14-EP, Kolkata – 700 001

Name of Contractor : \_\_\_\_\_

Address : \_\_\_\_\_

\_\_\_\_\_

**GENERAL SUMMARY****Note :**

- 1) Rates to include any incidental expenses incurred on account of dismantling, handling, temporary stacking/storing and removal of existing partitions, grilles, furniture/electrical items etc. necessary for the work.
- 2) The contractors have to provide temporary electrical / LAN cabling arrangement for smooth operation of the Branch. No separate payment on this account will be admissible.

<b>SECTION NO.</b>	<b>DESCRIPTION</b>	<b>FOLIO NO.</b>	<b>AMOUNT Rs.</b>
I	INTERIOR WORK	SCH-INT/3	
II	FURNITURE WORK	SCH-FUR/1	
III	ELECTRICAL WORK	SCH-E/1	
<b>TOTAL :</b>			

**SECTION - I**  
**INTERIOR WORK**

SL. NO.	ITEM DESCRIPTION	UNIT	QTY.	RATE (Rs.)	AMOUNT (Rs.)
1	<b>Repairing and modification existing Gypsum board false ceiling</b> after cutting damaged member replace with new member match the existing false ceiling as per instruction and finished with two coats of acrylic paint after necessary primer work.	MAPC RAPC	Sqm Sqm	60.00 55.00	
2	<b>Dismantling existing furniture (any type)</b> as per instruction including removal of debris out of the site in conformity with local municipal regulations.				Lump Sum
3	Modification and repairing existing <b>partitions system</b> with replace of 6 mm thick plyboard and 1 mm thick laminate with necessary hardware system. Quoted rates shall include all necessary materials, accessories and labour and also allow provisions for electrical/telephone/computer wiring conduits and switch boxes, etc (Materials for wiring conduits and switch boxes shall be separately paid for.) Rate to include cost of dismantling of existing partitions and removal unserviceable materials outside the premises in conformity with local Municipal Regulation. No separate payment on this account will be admissible.				
i	Full height opaque partition	Sqm.	40.00		
ii	Partly glazed partition (Rate to include replace of glass member with new member)	Sqm.	15.00		
ii	Wall panelling/column panelling	Sqm.	65.00		
4	Providing and fixing <b>125 mm. wide and 12 mm. thick</b> BWR grade plyboard to be fixed on the wall at the junction of horizontal and vertical surface, the plyboard to be finished at the top upto 75 mm. depth finished with laminate sheet of approved quality. Free edges of plyboard are to be provided with polished 6 mm. thick wood lining with polish finish. all complete as directed.	Mtr.	15.00		
5	Supplying and erecting <b>full height opaque partitions</b> (upto max. 2500 high) as per drawing and conforming to the following specifications : Framework of aluminium sections (minimum 60 x 40 mm. ) at horizontal and vertical spacings not exceeding 600 mm. Single layer 6 mm.MR grade plywood on each face, as per drawing/instructions. 1 mm thick laminate sheet of same or combination shades as per instructions. Quoted rates shall include all necessary materials, accessories and labour and also allow provisions for electrical/telephone/computer wiring conduits and switch boxes, etc (Materials for wiring conduits and switch boxes shall be separately paid for.)	Sqm.	119.00		
6	Supplying and erecting <b>low height opaque partitions</b> (upto max. 1050 mm. high) as per drawing and conforming to the following specifications : Framework of aluminium sections (minimum 60 x 40 mm. ) at horizontal and vertical spacings not exceeding 600 mm. c/c. Single layer 6 mm. MR grade plywood on each face, as per drawing/instructions. 1 mm thick laminate sheet of same or combination shades as per instructions. All free top/end surfaces shall have polished teak wood moulds of approved shape of size 90 mm x 20 mm with melamine lacquer in mat satin finish. Quoted rates shall include all necessary materials, accessories and labour and also allow provisions for electrical/telephone/computer wiring conduits and switch boxes, etc (Materials for wiring conduits and switch boxes shall be separately paid for.)	Sqm.	30.00		

CARRIED OVER :

SL. NO.	ITEM DESCRIPTION	UNIT	QTY.	RATE (Rs.)	AMOUNT (Rs.)
---------	------------------	------	------	------------	--------------

**BROUGHT FORWARD :**

7	<p>Supplying and erecting <b>full height partly glazed partitions</b> (upto max. 2500 mm. high) as per drawing and conforming to the following specifications :</p> <p>Framework of aluminium sections (minimum 60 x 40 mm. ) at horizontal and vertical spacings not exceeding 600 mm. c/c.</p> <p>Exposed frame members in the glazed portions shall have wider spacings (max. 2400 mm. clear )as per instructions.</p> <p>(Opaque portion upto 900 mm from floor level and from 2100 mm. to 2500 mm. from floor level with single layer 6 mm. thick BWR grade plywood on each face, as per drawing/instructions</p> <p>1 mm thick laminate sheet of same or combination shades as per instructions.</p> <p><u>glazing</u> :</p> <p>8 mm. thick clear float glass fixed with continuous teak wood glazing beads of approved shape (from 35 x 25 mm) all round , polished and coated with melamine lacquer finish.</p> <p>Quoted rates shall include all necessary materials , accessories and labour and also allow provisions for electrical/telephone/computer wiring conduits and switch boxes, etc (Materials for wiring conduits and switch boxes shall be separately paid for.)</p>	Sqm.	57.00		
8	<p>Providing and fixing <b>12 mm thick clear float glass</b>, machine polished along all free edges.</p>	Sqm	10.00		
9	<p>Supplying and fixing in position <b>37 mm thick partly glazed door shutter</b> made of 15 mm thick well seasoned second class teak wood planks with double layer ( 6 mm + 4 mm thick) BWR grade plywood finished with 1.00 mm thick laminate sheet (without joints) of approved quality on both sides of the door shutter upto 900 mm from floor level. The upper portion of the shutter is to be provided with 6 mm thick clear float glass fixed with polished steam beech wood glazing beads of approved design, complete as per drawing. Rate to include cost of hardware fittings e.g. tower bolts. brass hinges etc. of approved make and quality locks and handles.</p>	Sqm.	4.00		
10	<p>Providing and fixing <b>glazed doors</b> with fixed full glass panels at top and sides made of 12 mm thick clear toughend glass including necessary patch fittings (satin stainless steel / DUNEX or similar approved) including H - handles and door closer comprising of the following components, as may be necessary :</p> <p>Bottom patch for floor springs ( DM - 100 )</p> <p>Top patch for top pivots ( DM - 200 )</p> <p>Top patch for over panel ( DM - .300 )</p> <p>Top patch for over and side panels ( DM - .400 )</p> <p>Bottom corner patch lock complete with single throw lock (DM - 800 )</p> <p>Top patch for over and side panels ( DM - .400 )</p> <p>The work shall also comprise all necessary accessories and allied components including decorative, satin stainless steel handles ( 750 mm. long, DUNEX or similar approved )</p>	Nos	2.00		
11	<p>Providing and erecting in position <b>electrical box</b> made of 19 mm thick BWR grade blockboard with lockable shutters, etc. and 6 mm thick BWR grade ply board at the back, conforming to the following specifications :</p> <p>Shutter faces and exposed sides shall be finished with 1 mm thick laminate sheet of same or combination shades as per instructions with polished teak wood (6 mm thick) edge lippings.</p> <p>Shutters will be hung by one and half fold hinges of approved quality.</p> <p>Locks, satin finish S.S handles etc. will be approved variety &amp; make</p> <p>Inner surfaces of shutters and box and plyboard at the back to be finished with two coats of synthetic enamel paint over a coat of approved primer.</p> <p>(Payment shall be on the area of cabinet face)</p> <p>Maximum 400 mm deep x 1800 mm high</p>	MAPC RAPC	Sqm. Sqm.	3.00 3.00	

**CARRIED OVER :**

SL. NO.	ITEM DESCRIPTION	UNIT	QTY.	RATE (Rs.)	AMOUNT (Rs.)
---------	------------------	------	------	------------	--------------

**BROUGHT FORWARD :**

12	Providing and erecting in position full/low height <b>storage cabinet</b> made of 19 mm thick BWR grade blockboard as per drawing including intermediate shelves , lockable shutters, etc. and 6 mm thick BWR grade ply board at the back, conforming to the following specifications : Shutter faces and exposed sides shall be finished with 1 mm thick laminate sheet of same or combination shades as per instructions with polished teak wood (6 mm thick) edge lippings. Inner faces of cabinets and shutters shall be polish finished. Shutters will be hung by approved quality concealed type hinges. Locks, satin finish S.S handles etc.of approved variety & make. (Payment shall be on the area of cabinet face)				
i)	Maximum 450 mm deep x 2500 mm high.	Sqm.	100.00		
ii)	Maximum 450 mm deep x 750 mm high.	Sqm.	5.00		
13	Providing and fixing <b>etching films</b> (frosted) on glass surfaces of approved graphical design in patterns of strips as directed.	Sqm.	100.00		
14	Applying maximum 1.5 mm thick <b>white cement putty</b> to plastered surface after sand papering and preparing the surface complete as per direction.	Sqm.	350.00		
15	Providing and applying minimum two coats of <b>acrylic emulsion paint</b> of approved shade and make on a base coat of necessary primer including necessary surface preparation to walls, ceiling and false ceilings.	Sqm	350.00		
16	Providing and laying <b>cement plaster 1:5</b> (1 cement : 5 sand) to walls etc. including raking out joints, cleaning and preparing the surface. Thickness of plaster to be so adjusted to match adjacent sides.	Sqm.	25.00		

<b>TOAL CARRIED TO GENERAL SUMMARY :</b>
------------------------------------------

**SECTION - II**  
**FURNITURE WORK**

SL. NO.	ITEM DESCRIPTION	UNIT	QTY.	RATE (Rs.)	AMOUNT (Rs.)
1	<p><b>Modification of existing free - standing table</b> including replacement of table top by new 19 mm thick BWR grade block board finished with 1.00 mm thick laminate sheet of approved shade and quality, providing new hardware fixtures etc as per instruction including providing and applying two coats of synthetic enamel paint of approved shade and quality over a coat of approved primer to the metal frame and drawers of the table. (Rate to include supply and fixing of ready made UPS trolley and wire manager)</p>				
	a) Approx. size of 1200 x 750 x 750 mm. (Officer)	Each	12		
	b) Approx. size of 1500 x 750 x 750 mm. (Officer) only hardware fixture	Each	1		
2	<p>Supplying and erecting in position <b>running tables</b> of approx. overall size 750 mm. deep and 750 mm. high conforming to the following specifications :</p> <p>Basic structure of 19 mm. thick BWR grade blockboard with one drawer unit per each length of maximum 1200 mm. The drawer unit shall comprise of one tea - tray , one ordinary drawer( approx. 125 mm. high) and one cabinet below. Blockboard surfaces shall be finished with 1 mm. thick laminate of approved shade. Inner faces of tables, cabinets and drawers shall be polish finished. Free blockboard/plywood edges shall have polished approved quality wood lippings. The work shall also include the following accessories : Readymade metal keyboard drawer (INNOFITT / IS KD 510 M or similar Readymade CPU Trolley (INNOFITT / IS CPU TR ) Approved quality drawer slides (25 kg) (EGL / GLYDO) Approved quality concealed type auto - closing shutter hinges Approved quality shutter / drawer locks with keys in duplicate. Approved quality SS cabinet / drawer handles in matt satin finish. Approved quality wire managers (plastic). <u>For MBS Terminal 2</u></p>	Mtr.	2.50		
3	<p>Providing and erecting in position <b>side / back cabinet units</b> with sliding shutters of approx. size of 450 mm deep x 700 mm high made of 19mm thick BWR grade block boards including intermediate shelves as per drawing /instructions.</p> <p>Exposed block board surfaces shall be finished with 1.00 mm laminate sheet of approved shade and quality. Inner faces of sliding shutters shall be finished with 1.00 mm thick balancing white laminate sheet. Free edges of block board shall have polished teak wood half round moulds (out of 20 x 20 mm sections) . Inner faces of cabinet units shall be polished in approved shade Quoted rates shall include cost of necessary hardware, vis handles, locks with keys in duplicate , etc. <u>For MAPC, RAPC &amp; MBS</u></p>	Rmt	6.00		

**TOTAL CARRIED TO GENERAL SUMMARY :**



**A. DB's,CABLING AND WIRING WORK**

SL. NO.	ITEM DESCRIPTION	UNIT	QTY.	RATE (Rs.)	AMOUNT (Rs.)
1	<b>MAIN SWITCH</b> Supply and fixing of Switch Fuse Unit (SFU) with HRC fuse in sheet steel enclosure on M.S. angle frame / M.S. legs on wall complete with interconnection, mending good damages to original finish, painting, etc. as required.				
i)	63 A TPN SFU with HRC fuses.	<b>MAPC</b> <b>RAPC</b>	Each. Each.	1 1	
ii)	32 A TPN SFU with HRC fuses.	<b>MAPC</b> <b>RAPC</b>	Each. Each.	1 1	
2	<b>MCB DISTRIBUTION BOARD</b>  Supply, installation, testing and commissioning of following MCB Distribution Board in sheet steel enclosure with double door and suitable for mounting on wall by chase cutting and flushed with finished level to the position shown in the Electrical Layout complete in all respect, mending good all damages to the original finish, painting, interconnection, etc. as required. Short circuit I.C. of all MCBs should be 10 KA (minimum) and RCBO should have earth leakage, overload and short circuit protection. Name plate of DB's to be fixed / written on front door alongwith switch board numbers / DB's at the outoinda.				
a)	<b>MAIN DISTRIBUTION BOARD (MDB)</b> TPN 6 way vertical type MCB DB complete with busbar and the following MCBs : <u>Incoming</u> 1 no. : 63A 4P MCB Iso. <u>Outgoing :</u> 1 no. : 415V,32A TP, MCB 6 nos. : 240V, 20-25A SP MCB 3 nos. : 240V,16A SP MCB Complete board as above	<b>MAPC</b> <b>RAPC</b>	Each. Each.	1 1	
b)	<b>Lighting Distribution Board (LDB)</b>  TPN 4 way vertical type MCB DB complete with busbar and the following MCBs : <u>Incoming</u> 1 no. : 40A FP MCB <u>Outgoing :</u> 3 Nos. : 25A TP MCB 2X32A DPMCB Complete board as above	<b>MAPC</b> <b>RAPC</b>	Each. Each.	1 1	

CARRIED OVER :



SL. NO.	ITEM DESCRIPTION	UNIT	QTY.	RATE (Rs.)	AMOUNT (Rs.)
---------	------------------	------	------	------------	--------------

**BROUGHT FORWARD :**

c) 12 way Horizontal type SPN DB

Incoming :

1 No. 32 A DB MCB (20 KA)

Outgoing :

10x6/10a SPMCB

<b>MAPC</b>	Each	1
<b>RAPC</b>	Each	1

3 DISTRIBUTION CABLE :

a) SUPPLYING OF CABLE :

Supplying of 1.1 KV grade following PVC insulated and PVC sheathed armoured aluminium conductor cables conforming of IS:1554 (Part-I) :

i)	3.5 core 35 Sq.mm.	Mtr.	65.00
ii)	4 core 16 Sq.mm.	Mtr.	95.00

b) LAYING OF CABLE

Laying of above cable from metre to MDB on wall/column/as per side condition including supply and fixing of M.S. clamps/galvanised bar saddles @ 300 mm apart, making holes and mending good damages or partlv through pre-laid pipe.

i)	3.5 core 35 Sq.mm.	Mtr.	60.00
ii)	4 core 16 Sq.mm.	Mtr.	80.00

c) CABLE GLAND AND FINISHING THE END

Supplying and fixing of compression type brass cable gland alongwith rubber rings for dust and moisture proof entry of following 1.1 KV grade aluminium conductor PVC insulated and PVC sheathed armoured cable and finishing the end by crimping method including supply and fixing of "Dowell" make solderless socket, tapes and jointing materials as required to be completed in all respect.

i)	3.5 core 35 Sq.mm.	<b>MAPC</b>	Set	2
		<b>RAPC</b>	Set	2

ii)	4 core 16 Sq.mm.	<b>MAPC</b>	Set	6
		<b>RAPC</b>	Set	6

**CARRIED OVER :**

SL. NO.	ITEM DESCRIPTION	UNIT	QTY.	RATE (Rs.)	AMOUNT (Rs.)
---------	------------------	------	------	------------	--------------

**BROUGHT FORWARD :**4 SUBMAIN WIRING

Submain wiring with following sizes 1100 V grade, single core, PVC insulated flexible FRLS copper conductor wire (IS:694) through suitable size PVC. conduit (ISI marked embossed on conduit surface)/ flexible PVC conduit complete with junction box, circular box, elbows, bends and other accessories on surface above false ceiling or concealed by chase cutting on wall/in wooden furnitures, as per site condition, mending good all damages to original finish, interconnection, painting etc. as required to be completed in all respect. All connections of wires to be done by means of "Wago" type connectors:

- i) With 2 Nos. 6 Sq. mm + 1 No. 2.5 Sq. mm (green colour for earth) PVC insulated Copper wire.(For Glow Sign Board) Mtr. 150.00

5 AC POINT WIRING ( UPTO 2.0 TON )

- i) A.C. power point wiring from Main DB to A.C. Power points with 1100 volt grade following rating ( Green colour for earthing ) PVC insulated flexible FR copper conductor cable through suitable size PVC conduit ( ISI marked embossed on conduit surface ) complete with junction box, circular box, elbows, bends, couplers and other accessories surfaced on wall above false ceiling or concealed by chase cutting on brick / wooden wall. The work includes supply & fixing by chase cutting on wall, 'North-West' make A.C. power unit having suitable rating socket with plug,plug-top & starter in sheet steel enclosure complete with interconnection, mending good all damages to original finish, painting etc. as required. All connections of wires to be done by means of 'Wago' type connectors.  
With 2 nos. 4 sq.mm. + 1 no. 2.5 sq.mm. ( green colour for earth ) PVC insulated copper wire in 25 mm dia PVC conduit / casing caping. (for AC unit)

<b>MAPC</b>	Each.	4
<b>RAPC</b>	Each.	4
<b>MBS</b>	Each.	1

6 6/16A SOCKET OUTLET POINT WIRING

Power point wiring for 6 pin 6/16 A shuttered socket outle wiring with controlling switch from DB with 1100 volt grade 2 Nos. single core 2.5 sq.mm. + 1 No. 1.5 sq.mm. (Green colour for earthing) PVC insulated flexible FRLS copper conductor wire (IS:694) through suitable size PVC. conduit (ISI marked embossed on conduit surface) complete with junction box, circular box, elbows, bends, couplers and other accessories on surface above false ceiling or concealed by chase cutting on wall. The work includes supply & fixing of modular type 6/16A 6 pin shuttered socket outlet with controlling switch, suitable size mounting box and front plate for socket outlet flushed with finished wall, mending good all damages to original finish, interconnection, painting, etc. as required to be completed in all respect. All connections of wires to be done by means of 'Wago' type connectors.

<b>MAPC</b>	Each	3
<b>RAPC</b>	Each	3
<b>MBS</b>	Each	1

**CARRIED OVER :**

SL. NO.	ITEM DESCRIPTION	UNIT	QTY.	RATE (Rs.)	AMOUNT (Rs.)
---------	------------------	------	------	------------	--------------

**BROUGHT FORWARD :**7 POINT WIRING

Point wiring with 1100 V grade 3 nos. single core 1.5 sq.mm. (1 for phase, 1 (black colour) for common neutral by looping method and 1 (green colour) for common earth by looping method) PVC insulated flexible FRLS copper conductor cable (IS:694) through suitable size PVC. conduit (ISI marked embossed on conduit surface) complete with junction box, circular box, elbows, bends, couplers and other accessories on surface above false ceiling or concealed by chase cutting on wall from light & fan switch board to light, fan & 6A socket outlet on the same switch board or separately mounted switch board. The work includes supply and fixing of all materials such as modular type 6A switch for each light and fan point, 6A 2/3 pin shuttered socket outlet with switch, 3 plate ceiling rose / angle or batten holder etc. as required.

**The point wiring also includes circuit wiring with 1100 V grade 2 nos. single core 2.5 sq.mm. (1 for phase and 1 (Black colour) for neutral) + 1 no. single core 1.5 sq.mm. (Green colour for earth) PVC insulated flexible (FRLS) copper conductor cable (IS:694) through suitable size PVC. conduit as described above from DB to switch board, interconnection, mending good all damages to original finish, painting etc. as required to be completed in all respect. All connections of wires to be done by means of "Wago" type connectors. (All wiring will be of surface conduit type).**

i)	1 light control by 1 switch.	<b>MAPC</b>	Each	11
		<b>RAPC</b>	Each	10
		<b>MBS</b>	Each	5
ii)	2 light control by 1 switch.	<b>MAPC</b>	Each	4
		<b>RAPC</b>	Each	3
iii)	Wall Bracket fan point with 2/3 pin socket to be installed at fan height and switch at the switch board	<b>MAPC</b>	Each.	8
		<b>RAPC</b>	Each.	8
		<b>MBS</b>	Each.	2
iv)	1x6A 2/3 pin shuttered socket with switch on separate switch board other than light / fan switch board	<b>MAPC</b>	Each	10
		<b>RAPC</b>	Each	10
		<b>MBS</b>	Each	2
v)	2/3 pin 6A switch shuttered socket outlet with switch on light and fan switch board.	<b>MAPC</b>	Each	4
		<b>RAPC</b>	Each	4
		<b>MBS</b>	Each	2
vi)	UPS point	<b>MAPC</b>	Each	3
		<b>RAPC</b>	Each	3
		<b>MBS</b>	Each	1

**CARRIED OVER :**

SL. NO.	ITEM DESCRIPTION	UNIT	QTY.	RATE (Rs.)	AMOUNT (Rs.)
<b>BROUGHT FORWARD :</b>					
8	Connecting the main switch to MCB DB by supply and fixing of 6 SWG G.I. wire along the cable with G.I. staples, bolts, nuts, washers, etc. and mendina good all damages to original finish.	Mtr.	100.00		
9	<u>Earthing (General)</u> Earthing the installation as per I.E Rules conforming to I.S : 3043 - 1987 or its latest ammendment by making earth sation with 3 meter long 50 mm dia G.I earth Pipe ( Partly Perforated ) to be installed such that its top end shall be at 300 mm below ground level after preparation of ground with charcoal & Salt and connecting with 25 mm x 6 mm G.I earth lead-in-strip upto 10 metre length by bolting and then brazing, complete with nut, bolt, washer etc. as required. The earthing station shall be provided with 300 mm x 300 mm x 300 mm inside dimension masonry inspection Pit with C.I. hinged cover.	<b>MAPC</b> Each	2		
10	Extra for earth lead-in-strip exceeding 10 meter as mentioned in above Item with supply and fixing of 25mm x 6mm G.I Strip to be fixed on wall or directly buried in ground including connection complete.	Mtr	50.00		

<b>TOTAL CARRIED TO ELECTRICAL SUMMARY :</b>
----------------------------------------------

**B. SUPPLY AND INSTATIONAL OF LIGHT FITTINGS & FANS**

SL. NO.	ITEM DESCRIPTION	UNIT	QTY.	RATE (Rs.)	AMOUNT (Rs.)
1	Supply and installation of light and electrical fittings including lamp and all necessary accessories :				
	<u>Recessed mounted luminaries</u>				
i)	LED based luminaries 1x32 watt LED based square light fittings	<b>MAPC</b> Each	7		
		<b>RAPC</b> Each	6		
		<b>MBS</b> Each	2		
ii)	Down lighter 1x15 W LED down lighter fittings .	<b>MAPC</b> Each	10		
		<b>RAPC</b> Each	10		
		<b>MBS</b> Each	2		
2	Supply of fan fittings with all necessary accessories, but except regulator.				
i)	<u>Wall bracket fan</u> 400 mm dia.	<b>MAPC</b> Each	4		
		<b>RAPC</b> Each	4		

<b>TOTAL CARRIED TO ELECTRICAL SUNMMARY :</b>
-----------------------------------------------

**APPROVED MATERIALS FOR INTERIOR & FURNITURE WORKS**

<b>SL. NO.</b>	<b>MATERIAL</b>	<b>BRAND/MANUFACTURER</b>
1.	PLYWOOD & BLOCK BOARD, (MR/BWR)	- CENTURY - GREEN - SWADESH - ARCHID PLY
2.	LAMINATES	- SUNMICA (ICA) - MERINOLAM - ARCHID LAM - GREEN LAM
4.	GLAZING	- MODI FLOAT - ST GOBAIN
3.	GYPSUM BOARD FALSE CEILING	- SAINT GOBAIN GYPROC
4.	MINERAL FIBRE FALSE CEILING	- ARMSTRONG - DAIKEN
5.	PAINT	- ASIAN PAINTS - BERGER PAINTS - ICI
6.	WHITE CEMENT PUTTY	- BIRLA WHITE - J.K. WHITE
7.	CABINET /DRAWER LOCKS, DRAWER SLIDES, AUTO-HINGES, KEYBOARD TRAYS, CABINET HANDLES ETC.	- EFFICIENT GADGETS, - EBCO - INNOFIT SYSTEMS - HAFEFLE
8.	DOOR LOCKS AND HANDLES	- DORSET - ACME - GODREJ NIGHT LATCH

**LIST OF APPROVED MATERIALS**  
ELECTRICAL WORKS

SL. NO.	ITEM	ITEM DETAIL	APPROVED BRAND / MANUFACTURER
1.	CONDUITS	I) M.S.(BLACK STOVE ENAMELED)	- B.E.C. - NIC - AKG - SENCO
		II) PVC RIGID	- B.E.C. - AKG - PRECISION
		III) G.I. FLEXIBLE	- B.E.C. - PRECISION - AKG - ATUL
		IV) GALVANISED STEEL	- B.E.C. - PRECISION - AKG - ATUL
		V) PVC CASING –CAPPING	- PRECISION - PRESTO-PLUS
2.	CABLES & WIRES	I) 11 KV ALUMINUM	- POLYCAB - FINOLEX - HAVELS - MESCAB
		II) 1100 V GRADE PVC / XLPE INSULATED STEEL ARMORED AND OVER ALL PVC SHEATHED	- FINOLEX - POLYCAB - HAVELS - MESCAB
		III) PVC INSULATED STRANDED/FLEXIBLE COPPER CONDUCTOR WIRE WITH SIZE IN SQMM. EMBOSSED ON CABLE SURFACE (FOR INTERNAL WIRING)	- FINOLEX - POLYCAB - HAVELS - MESCAB
		IV) LAN	- FINOLEX - LUCENT - D – LINK/AMP/MOLEX
		V) TELEPHONE	- FINOLEX - DELTON
		VI) TV ANTENNA	- FINOLEX - POLYCAB - ORBIT - KEI - MESCAB

**INDIAN BANK - KOLKATA CENTRAL MAPC & RAPC**

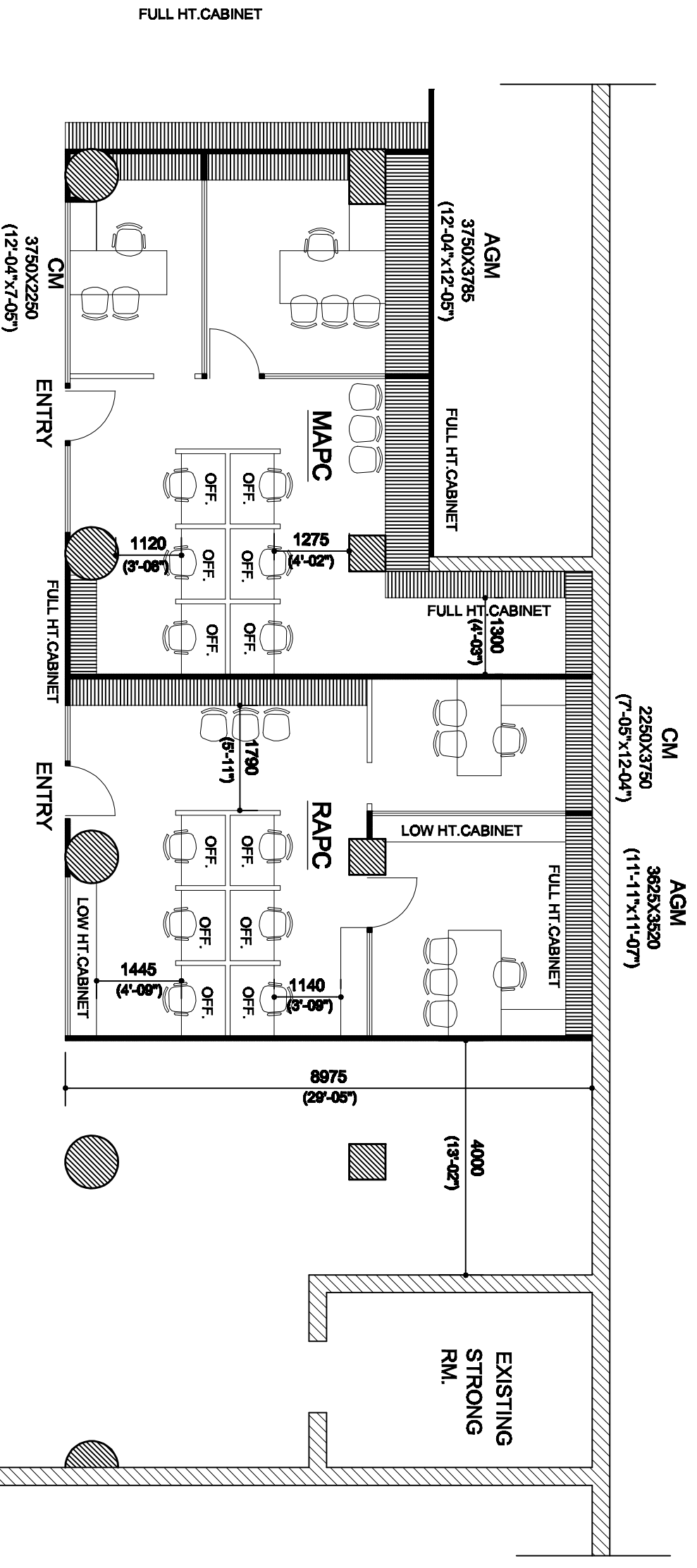
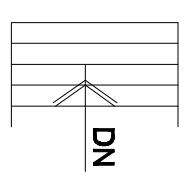
<b>SL. NO.</b>	<b>ITEM</b>	<b>ITEM DETAIL</b>	<b>APPROVED BRAND / MANUFACTURER</b>
3.	PROTECTIVE DEVICE	I) TPN & SPN SWITCH FUSE UNIT WITH HRC FUSE	- SIEMENS - L&T - SCHNEIDER - ABB - INDO ASIAN - NORTH WEST
		II) MCCB, MCB, MCB-DB, RCBO, RCCB, ACB & ELCB	-SIEMENS -L&T - SCHNEIDER - ABB - HAVELS - PHILIPS
		III) MANUAL CHANGEOVER SWITCH/AUTO CHANGE OVER SWITCH	- L&T - LEGRAND, -HAGER
		IV) DOL STRATER	- SIEMENS - LARSEN & TOUBRO - INDO ASIAN
		V) CURRENT TRANSFORMER	- L & T, - KAYCCE - KUPPA/AE/IMP - INDO ASIAN
4.	SWITCHES & SOCKET SWITCH FRONT PLATE AND MOUNTING BOX (MODULAR TYPE)	I) 6A / 16A SWITCH, SOCKET, TELEPHONE SOCKET (RJ-11) LAN SOCKET(RJ-45), ELECTRONIC REGULATOR/DIMMER	- MK(WRAPAROUND PLUS) - Anchor(Roma) -Legrand(Myrius)
		II) ON/OFF / SELECTOR SWITCH	- SIEMENS - LARSEN & TUBRO - INDO ASIAN
		III) METAL CLAD SOCKET & PLUG HAVING SCRAPING EARTH ARRANGEMENT	- SIEMENS - LEGRAND - HAGER
5.	BELL	BUZZER BELL/CALL BELL, BUZZER INDICATOR (LUMINOUS TYPE)	- BAJAJ - ANCHOR
6	INSTRUMENT	INDICATING INSTRUMENT/ MEASURING INSTRUMENT	- AE - IMP - L&T - GE
7.	LUMINARIES	I) LED LIGHT FITTINGS	- PHILIPS - WIPRO - HAVELLS - BAJAJ



SL. NO.	ITEM	ITEM DETAIL	APPROVED BRAND / MANUFACTURER
8.	FAN FITTINGS	I) CEILING FAN	- HAVELLS - BAJAJ - CROMPTON - USHA - ORIENT - POLAR
		II) WALL MOUNTING / PEDESTAL FAN	- HAVELLS - BAJAJ - CROMPTON - USHA - ORIENT - POLAR
		III) EXHAUST FAN	- HAVELLS - BAJAJ - CROMPTON - USHA - ORIENT
9.	AIR-CONDITIONERS (3 STAR OR EQUIVALENT)	WINDOW TYPE HI-WALL SPLIT TYPE DUCTABLE SPLIT TYPE	- VOLTAS - CARRIER - HITACHI - BLUE-STAR
10.	STARTER	LIGHT-STARTER	-SIEMENS -L&T - SCHNEIDER
11.	REGULATOR	CEILING FAN-REGULATOR	-ANCHOR -LEGRAND -CLIPSAL
12.	RELAY		-L &T -ABB -SIEMENS -INDO ASIAN

**Note :**

All other items not covered above, as per sample approved by employer/consultant.



**CARPET AREA**

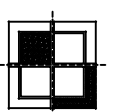
MAPC- 57.35 SQM.(617.09SFT.)  
 RAPC- 53.46 SQM.(575.23SFT.)

PARTLY GLAZED PARTITION -   
 FULL HT. OPAQUE PARTITION -   
 LOW HT. OPAQUE PARTITION - 

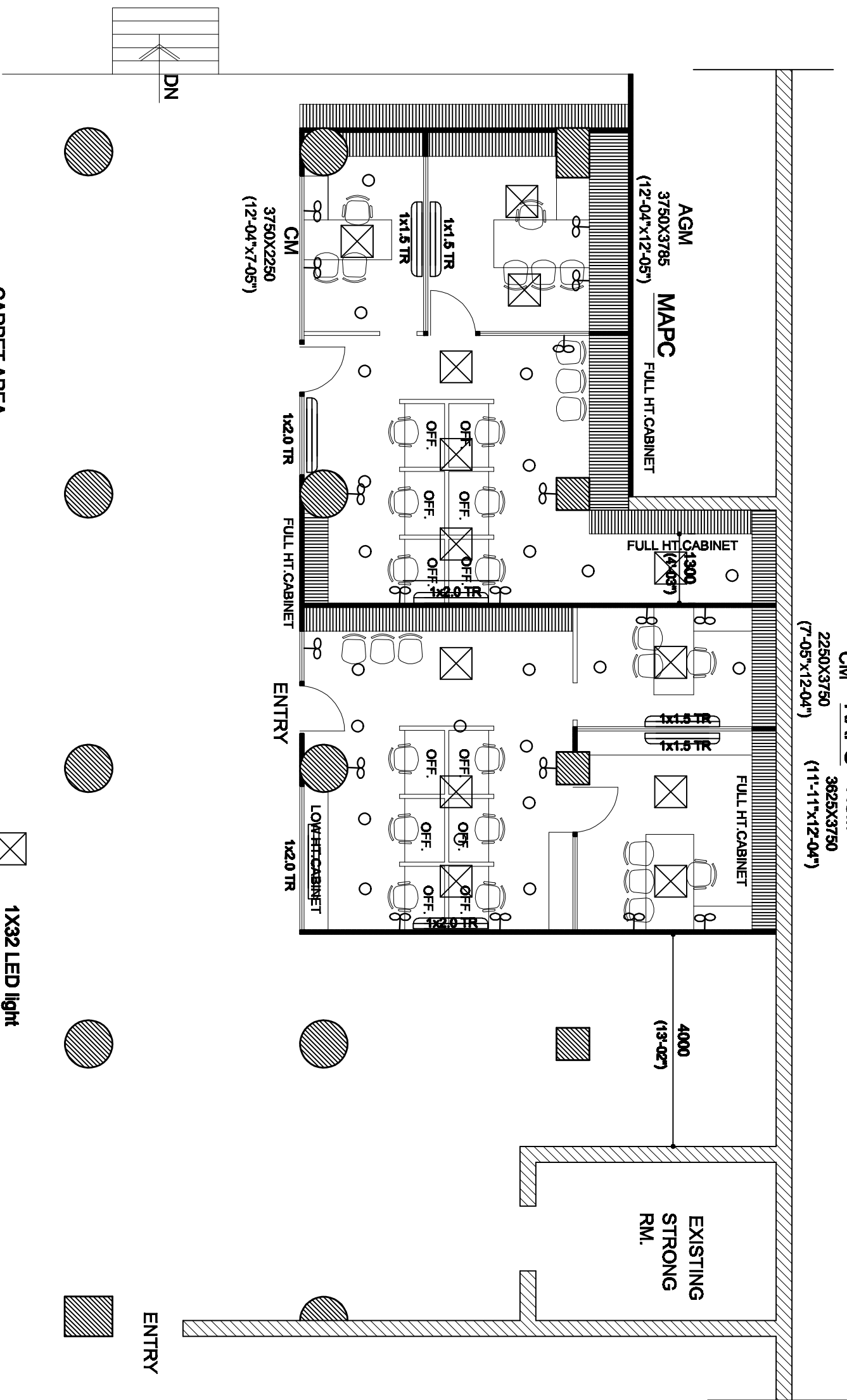
**PROPOSED GROUND FLOOR LAY-OUT PLAN FOR INDIAN BANK  
 MAPC AND RAPC KOLKATA**

DEALT- N.G.KUNDU  
 SCALE:-1:100  
 DATE - SEPT.24 2024

**ALTERNATIVE-3**



**axis**  
 DD 185, NEW TOWN,  
 STREET NO. 295,  
 KOLKATA- 700 156



- CARPET AREA**
- MAPC- 57.35 SQM.(617.09SFT.)
  - RAPC- 53.46 SQM.(575.23SFT.)

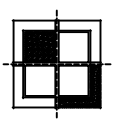
- 1X32 LED light
- 1 x 15W LEDdownlighter
- Wall bracket fan
- A.C. Point

**PROPOSED GROUND FLOOR ELECTRICAL LAY-OUT PLAN FOR**

**INDIAN BANK MAPC AND RAPC KOLKATA**

DEALT- N.G.KUNDU  
 SCALE:-1:100  
 DATE - SEPT.24 2024

**ALTERNATIVE-3**



**axis**  
 DD 185, NEW TOWN,  
 STREET NO. 295,  
 KOLKATA- 700 156