FOOTING SCHEDULE

TYPE	PIT SIZE		DEPTH (d)	REINFORCEMENT		COLUMN SIZE
	LENGTH (a)	BREADTH (b)		LONG	SHORT	
F1	3750	2550	700	12 @ 130 C/C	12 @ 130 C/C	1500 x 300
F2	3800	2600	750	12 @ 130 C/C	12 @ 130 C/C	1500 x 300
F3	3300	2100	600	12 @ 150 C/C	12 @ 150 C/C	1500 x 300
F4	2900	2250	500	12 @ 150 C/C	12 @ 150 C/C	1100 x 450
F5	3250	2600	700	12 @ 130 C/C	12 @ 130 C/C	1100 x 450
F6	2600	1950	400	12 @ 150 C/C	12 @ 150 C/C	1100 x 450
F7	2300	1650	300	12 @ 150 C/C	12 @ 150 C/C	1100 x 450
F8	3050	1850	400	12 @ 150 C/C	12 @ 150 C/C	1500 x 300
F9	1350	2150	250	12 @ 150 C/C	12 @ 150 C/C	1000 x 200
F10	2250	1050	250	12 @ 150 C/C	12 @ 150 C/C	1500 x 300
F11	1300	1150	250	12 @ 150 C/C	12 @ 150 C/C	450 x 300
LIFT	3900	3930	600	16 @ 130 C/C 12 @ 150 C/C	16 @ 130 C/C 12 @ 150 C/C	-

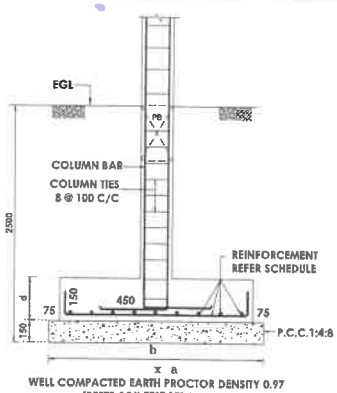

TYPICAL FOUNDATION DETAILS

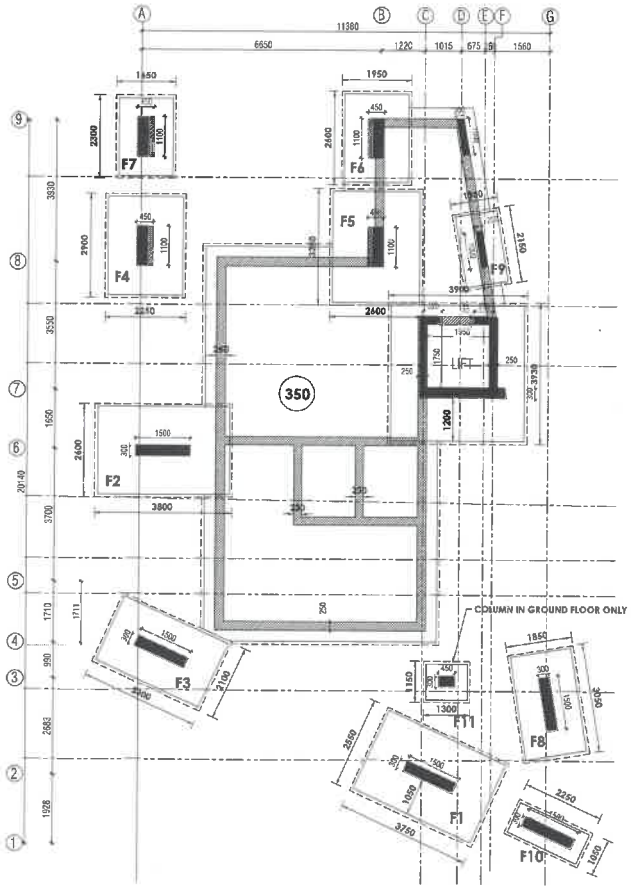

PLAN AT FOUNDATION

REVISION:

NO:	DESCRIPTION	
1		
2		
3		
4		

FOR TENDER PURPOSE ONLY

NOTES

* CONCRETE MIX SHOULD BE M-30 UNLESS SPECIFIED CEMENT CONTENT 380 Kg/cu.m FOR SLAB AND BEAM
* CONCRETE MIX FOR COLUMN M-45, M-40, M35, M30
* CLEAR COVER TO THE MAIN REINFORCEMENT COLUMN-30, SLAB-20, BEAM-25
* STEEL SHOULD BE OF GRADE Fe-500
* LAP LENGTH FOR SLAB,BEAM,-50d.
* NOT MORE THAN 50% OF BARS LAPPED AT ONE POINT
* CONDUIT PIPES SHOULD NOT GO THROUGH COLUMNS CONDUIT PIPES SHOULD NOT GO THROUGH COLUMNS.

* FOUNDATION DESIGN FOR BASEMENT+STILT + 5 UPPER FLOORS

PROJECT:

Proposed Redevelopment of Indian Bank,Velacherry Branch.

FRAMING DETAILS

N

DATE: 03.01.24

DESIGN: S.USHARANI

DRAWN: PRASANNANJANEYA PANI KUMAR BN

E-MAIL ID : sn.usharani.sn@gmail.com

SCALE: 1:80

DRG:NO: ST.01

CLIENT

INDIAN BANK

ARCHITECT:

Lavanya & Shankar ARCHITECTS

Bald Metha Complex,C-Block 3rd floor, 189,Anna salai,Chennai - 15. Ph:22201055,22201066. Email: lavanyaandshankar@gmail.com studiolavanyaandshankar.com

STRUCTURAL CONSULTANT

SOMADEV NAGESH

CONSULTING ENGINEERS,

NEW NO:15, 3rd CROSS STREET,
KARPAGAM GARDENS,
ADAYAR, CHENNAI-20.
PHONE: 24464410
E-MAIL: nagesh.somadev@gmail.com

संपदा विभाग Estate Department
इंडियन बैंक Indian Bank
इलाहाबाद ALLAHABAD
Chennai-14.
कॉर्पोरेट कार्यालय / Corporate Office

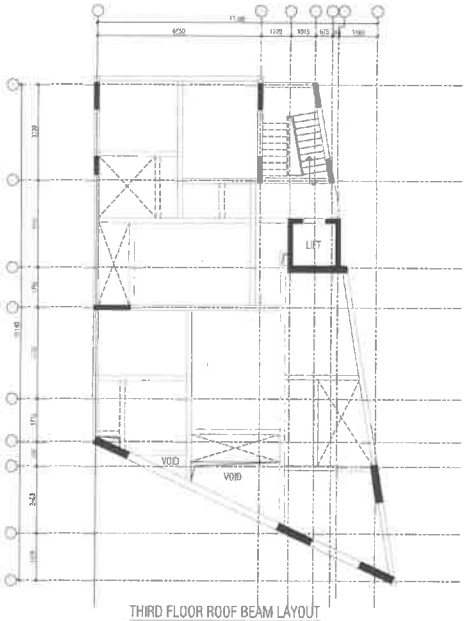

THIRD FLOOR ROOF BEAM LAYOUT

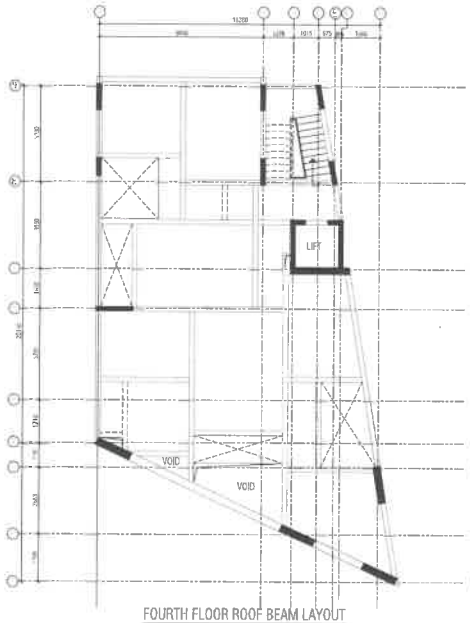

FOURTH FLOOR ROOF BEAM LAYOUT

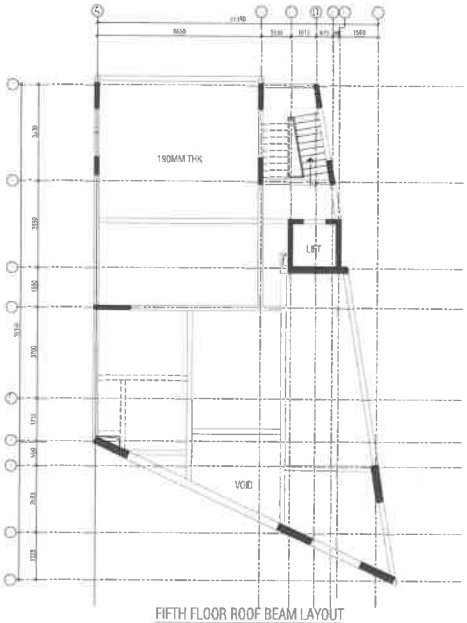

FIFTH FLOOR ROOF BEAM LAYOUT

LEGENDS:

- 450 DEEP BEAM
- 600 DEEP BEAM
- 850 DEEP BEAM
- CONCEALED BEAM
- CUT OUT

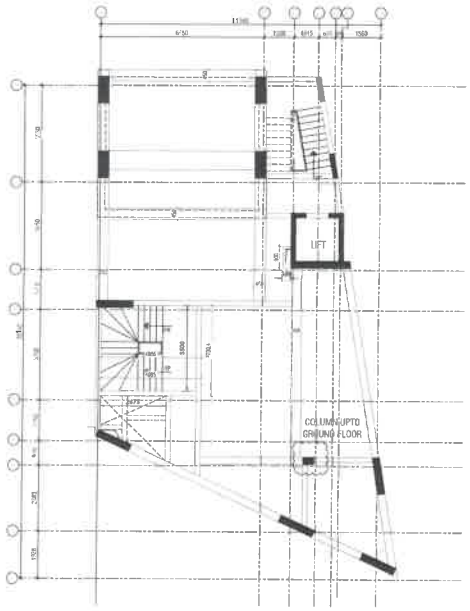

STILT ROOF BEAM LAYOUT

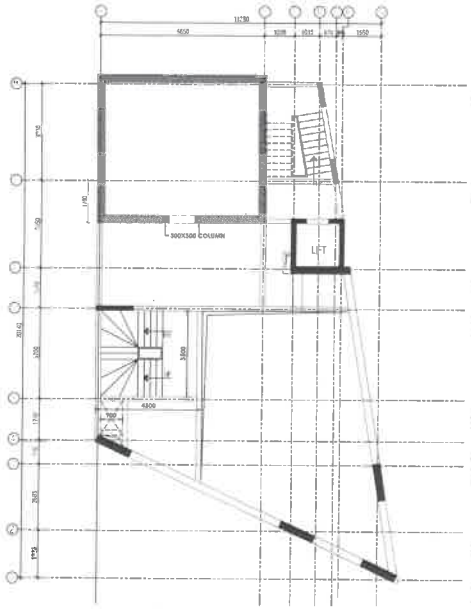

FIRST FLOOR ROOF BEAM LAYOUT

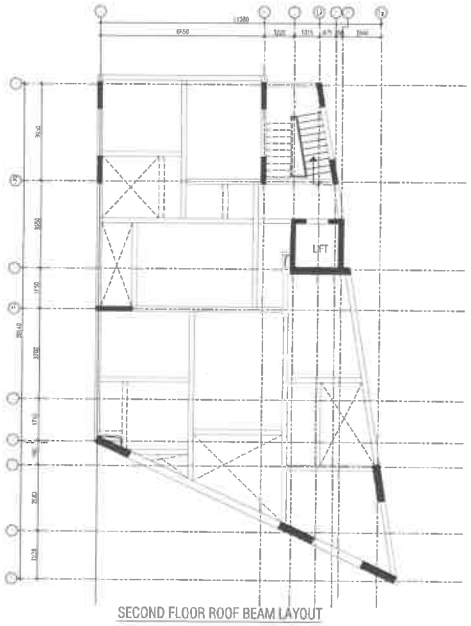

SECOND FLOOR ROOF BEAM LAYOUT

REVISION:

NO:	DESCRIPTION	
1		
2		
3		
4		

FOR TENDER PURPOSE ONLY

NOTES

* CONCRETE MIX SHOULD BE M-30 UNLESS SPECIFIED CEMENT CONTENT [illegible] FOR SLAB AND BEAM
* CLEAR COVER TO THE MAIN REINFORCEMENT COLUMN-30, SLAB-20, BEAM-25
* STEEL SHOULD BE OF GRADE Fe-500
* LAP LENGTH FOR SLAB,BEAM,-50d.
* NOT MORE THAN 50% OF BARS LAPPED AT ONE POINT
* CONDUIT PIPES SHOULD NOT GO THROUGH COLUMNS CONDUIT PIPES SHOULD NOT GO THROUGH COLUMNS.

* FOUNDATION DESIGN FOR BASEMENT+STILT + 5 UPPER FLOORS

PROJECT:

Proposed Redevelopment of [illegible] Bank Vepchatty Branch

FRAMING DETAILS

N

DATE: 03.01.24

DESIGN: S.USHARANI

DRAWN: PRASANNANJANEYA PANI KUMAR BN

SCALE: 1:80

DRG:NO:

CLIENT:

ARCHITECT:

STRUCTURAL CONSULTANT:

SOMADEV NAGESH
CONSULTING ENGINEERS,

NEW NO:15, 3rd CROSS STREET,
KARPAGAM GARDENS,
ADAYAR, CHENNAI-20.
PHONE: 2446441D
E-MAIL: nagesh.somadev@gmail.com

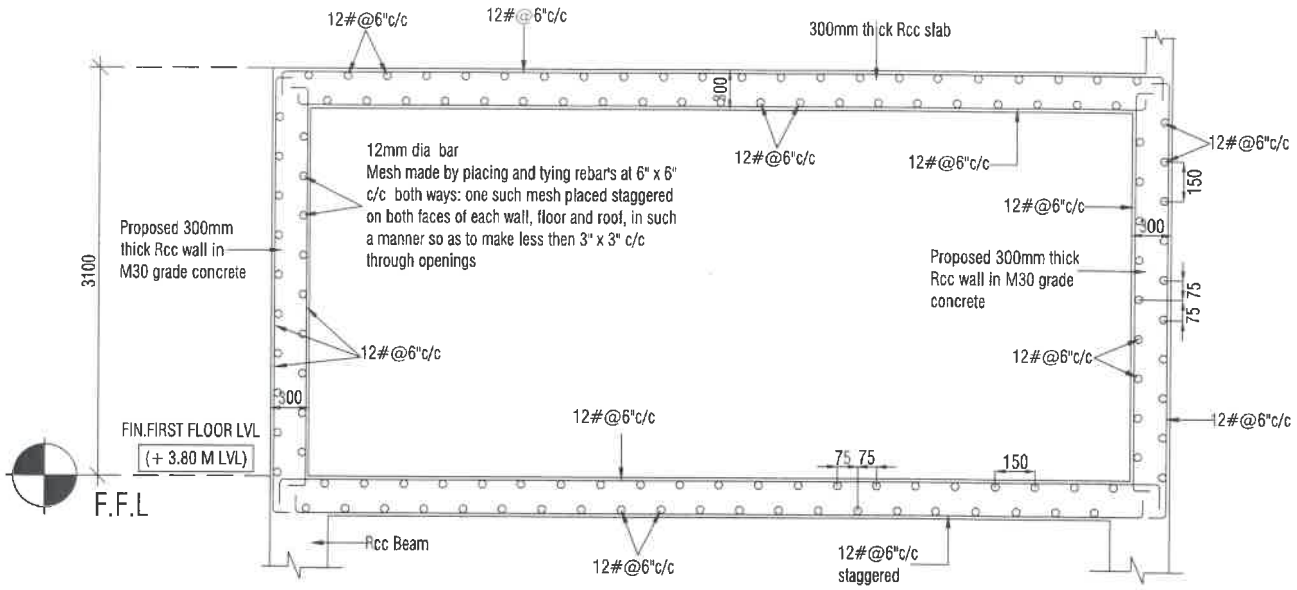

SECTION-AA

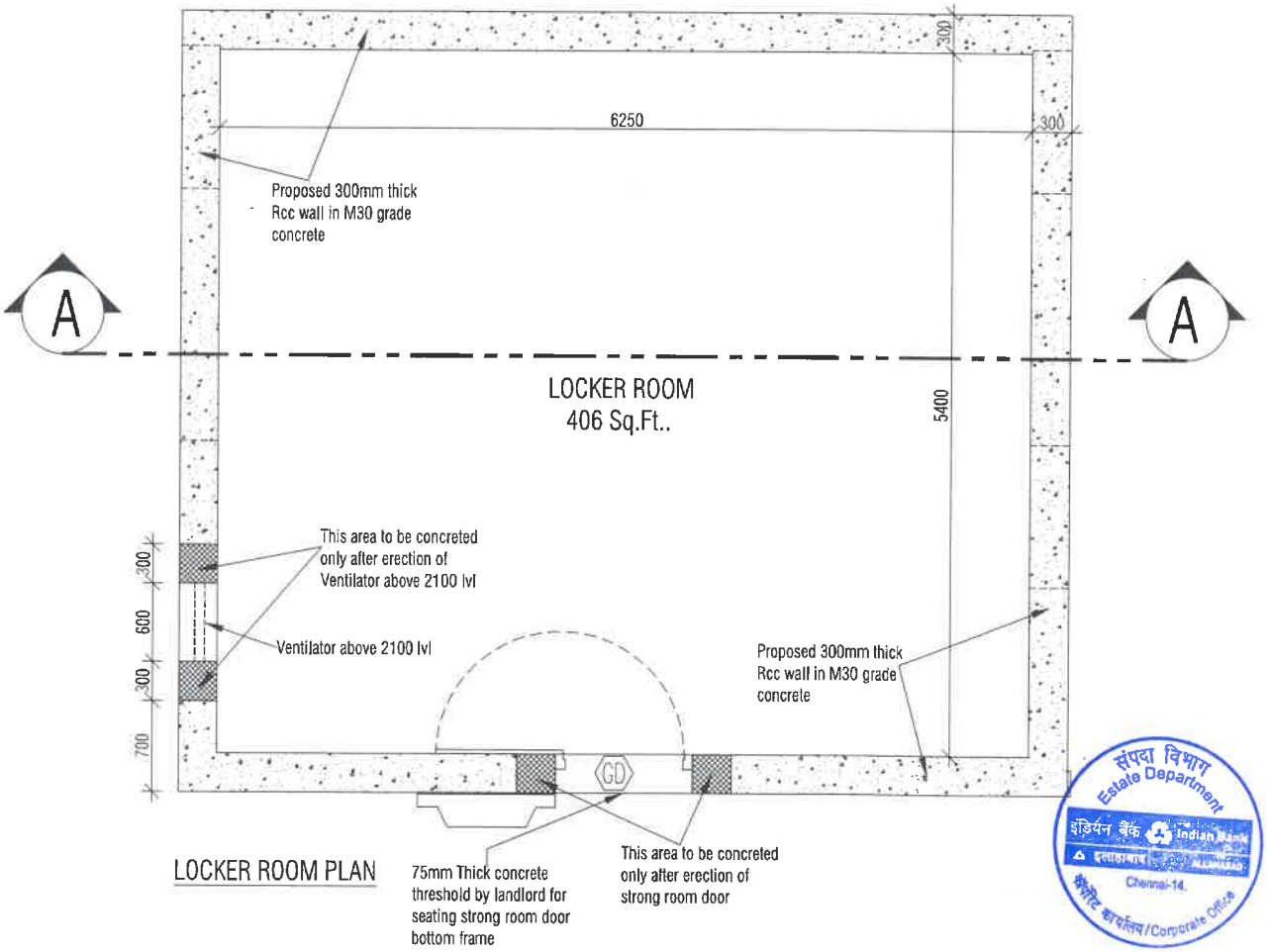

LOCKER ROOM PLAN

संपदा विभाग
Estate Department
इंडियन बैंक Indian Bank
Chennai-14.
कॉर्पोरेट कार्यालय/Corporate Office

REV	DESCRIPTIONS	DRN	DATE

This drawing is the property of LAVANYAANDSHANKAR ARCHITECTS and shall not be passed on to any person not authorized by us to receive it, it shall not be copied/modified in part or full without prior permission. The detailed furnished in this drawing are for this PROJECT only.

Architect:
Lavanya & Shankar ARCHITECTS
Raid Mediz Complex,C-Block 2nd floor, 16,Annaselai,Chennai - 15.
Ph.22201065,22201066.
Email: lavanyaandshankar@gmail.com
studiolavanyaandshankar@gmail.com

Client:
इंडियन बैंक Indian Bank

Project:
Proposed Redevelopment of Indian Bank,Velachery Branch.

DRAWING TITLE:
LOCKER ROOM PLAN & SECTION
(FIRST FLOOR)

NORTH

Scale: 1:20	Date: 03.01.24		
Drawn: R.R	Checked: R.R.P	Designed: R.R.P	Approved: R.R.P

JOB NO: CV/238/15/INDIAN BANK

DRG NO: ST.04 | REV: RD | SHEET: A3

Z:\PROJECTS\2M- INDIAN BANK – VELACHERY\TENDER\INDIAN BANK – 0101

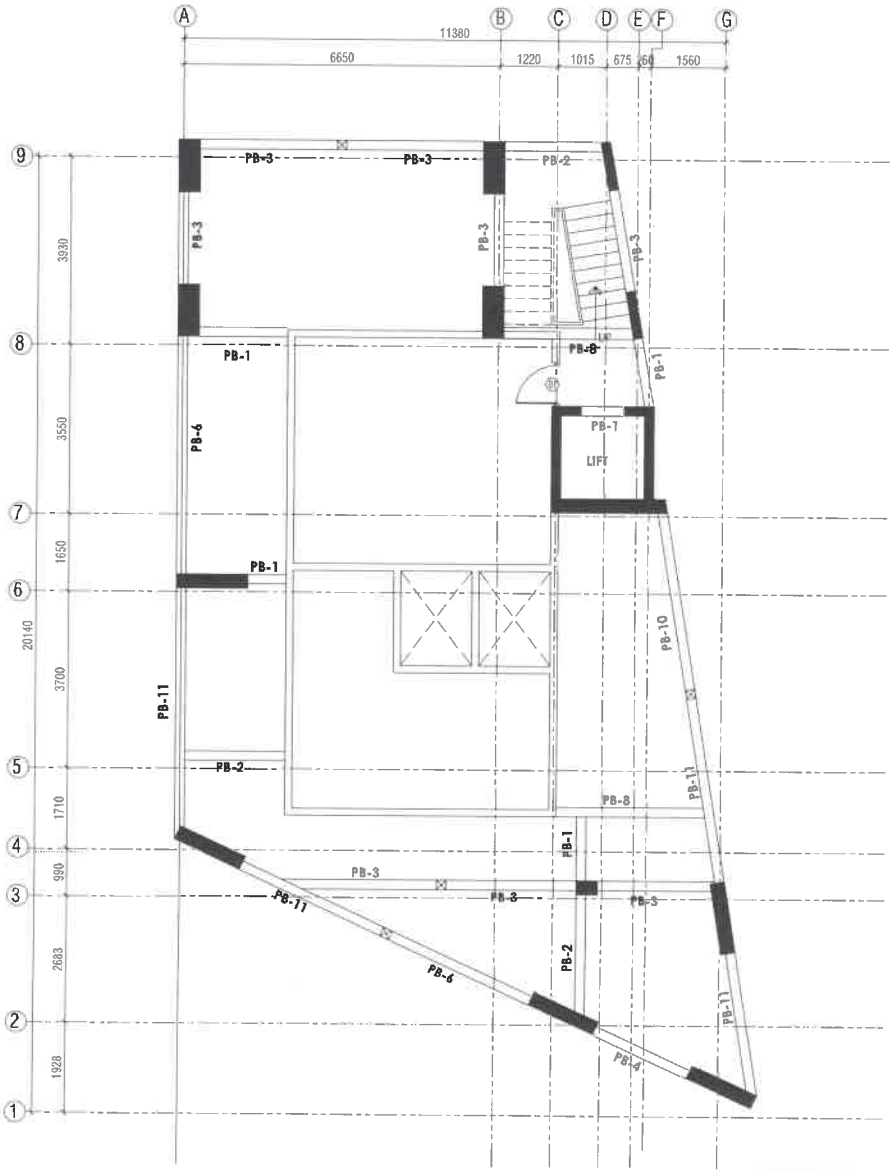

PLINTH BEAM LAYOUT

PLINTH BEAM SCHEDULE

PLINTH BEAM TYPE 9" x 18"	REINFORCEMENT			STIRRUPS	
	TOP(x)	BOTTOM (y (St)+y1 (Curtail))	FOR BOTH ENDS BEAM(x1)	NEAR SUPPORT	MID SPAN
PB-1	2-12	2-12	-	8 @ 250 C/C	8 @ 250 C/C
PB-2	2-12	2-12 st + 1-10ct	1-10 FOR 900	8 @ 230 C/C	8 @ 230 C/C
PB-3	2-12	3-12 2st + 1-ct	1-12 FOR 900	8 @ 230 C/C FOR 685	8 @ 300 C/C
PB-4	2-12	4-12 2st + 2-ct	2-12 FOR 900	8 @ 230 C/C FOR 910	8 @ 300 C/C
PB-5	2-12	2-16 st + 2-12 ct	2nd LAYER 2-16 FOR 1070	8 @ 200 C/C FOR 1200	8 @ 300 C/C
PB-6	2-16	4-16 2st + 2-ct	2nd LAYER 3-16 FOR 1200	8 @ 150 C/C FOR 1200	8 @ 250 C/C
PB-7	PB-7 SIMILAR TO PB-2 EXCEPT STIRRUPS 8 @ 200 C/C FULL SPAN				
PB-8	PB-8 SIMILAR TO PB-3 EXCEPT STIRRUPS 8 @ 200 C/C FULL SPAN				
PB-9	PB-9 SIMILAR TO PB-4 EXCEPT STIRRUPS 8 @ 175 C/C FULL SPAN				
PB-10	PB-10 SIMILAR TO PB-5 EXCEPT STIRRUPS 8 @ 150 C/C FULL SPAN				
PB-11	PB-11 SIMILAR TO PB-6 EXCEPT STIRRUPS 8 @ 125 C/C FULL SPAN				

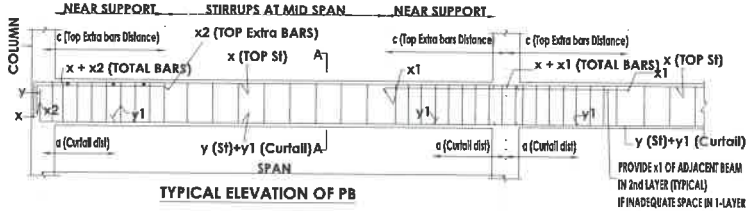

TYPICAL ELEVATION OF PB

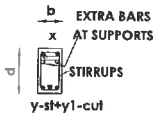

SECTION ON A-A

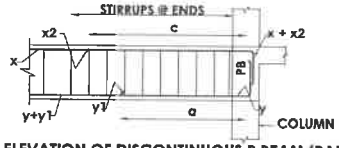

TYPICAL ELEVATION OF DISCONTINUOUS P.BEAM (PART)

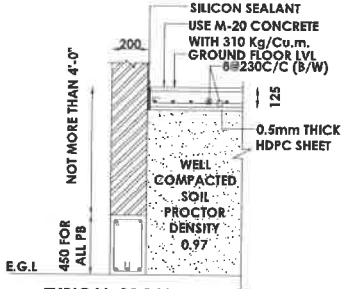

TYPICAL CROSS SECTION OF PLINTH BEAM & GRADE SLAB DETAIL (EXCEPT CAR PARK AREA)

NOTES:

* CONCRETE MIX SHOULD BE M-30 WITH MINIMUM CEMENT CONTENT 340 Kg/Cu.m.
* IF M-SAND IS USED, IT SHOULD BE TESTED AS PER IS 383 BEFORE USING IT INTO CONCRETE. IF THE QUALITY IS LESS CEMENT CONTENT SHOULD BE INCREASED BY 10 Kg/Cu.m. FROM THE ABOVE SPECIFICATION.
* CLEAR COVER TO THE MAIN REINFORCEMENT FOR COLUMN - 40mm, PLINTH BEAM- 30mm.
* STEEL SHOULD BE OF GRADE Fe500.
* LAP LENGTH FOR REINFORCEMENT : COLUMN - 40d, PLINTH BEAM - 50d, NO LAP FOR FOOTINGS.
* NOT MORE THAN 50% OF BARS LAPPED AT ONE POINT.
* CONDUIT PIPES SHOULD NOT GO THROUGH COLUMNS HORIZONTALLY & VERTICALLY.
* ONLY WRITTEN DIMENSIONS TO BE FOLLOW. DO NOT SCALE THE DRAWING.
* S.B.C = 30 t/ Sq.m. AT 2.5m AS PER NAGADI CONSULTANTS PVT. LTD.
* S.B.C. TO BE CONFIRMED AT SITE AFTER EXCAVATION.
* DESIGNED FOR 200mm THK. SOLID BLOCK.

* Plinth Beam nos. not identified in the PB layout but given in the Tabulation shall be ignored.

PRELIMINARY

REVISION:

NO:	DESCRIPTION	DATE
1.		
2.		
3.		

TITLE: Proposed Redevelopment of Indian Bank, Velachery Branch.

PLINTH BEAM LAYOUT AND DETAILS

DATE : 03.01.24 | SCALE : 1:75
DESIGN : S.USHARANI | DRG NO : ST - 05
DRAWN : PRABHAKARANANTHA PARESKUMAR B.N | SHEET NO : 02
E-MAIL ID : sn.usharani.sn@gmail.com

ARCHITECT

Lavanya & Shankar ARCHITECTS
Baid Metha Complex,C-Block 3rd floor, 183,Anna salai,Chennai - 15, Ph:22201055,22201066, Email: lavanyaandshankar@gmail.com studiolavanyaandshankar@gmail.com

STRUCTURAL CONSULTANT

SOMADEV NAGESH
CONSULTING ENGINEERS,
NO-15, 3rd CROSS STREET,
KARPAGAM GARDEN, ADYAR,
CHENNAI - 20.
PH.NO. : 2446 4410, 2446 3166, 4350 4060
E-MAIL : nagesh.somadev@gmail.com

FILE: D:\1DWG\

FOR TENDER PURPOSE ONLY

Estate Department Corporate Office Chennai-14.

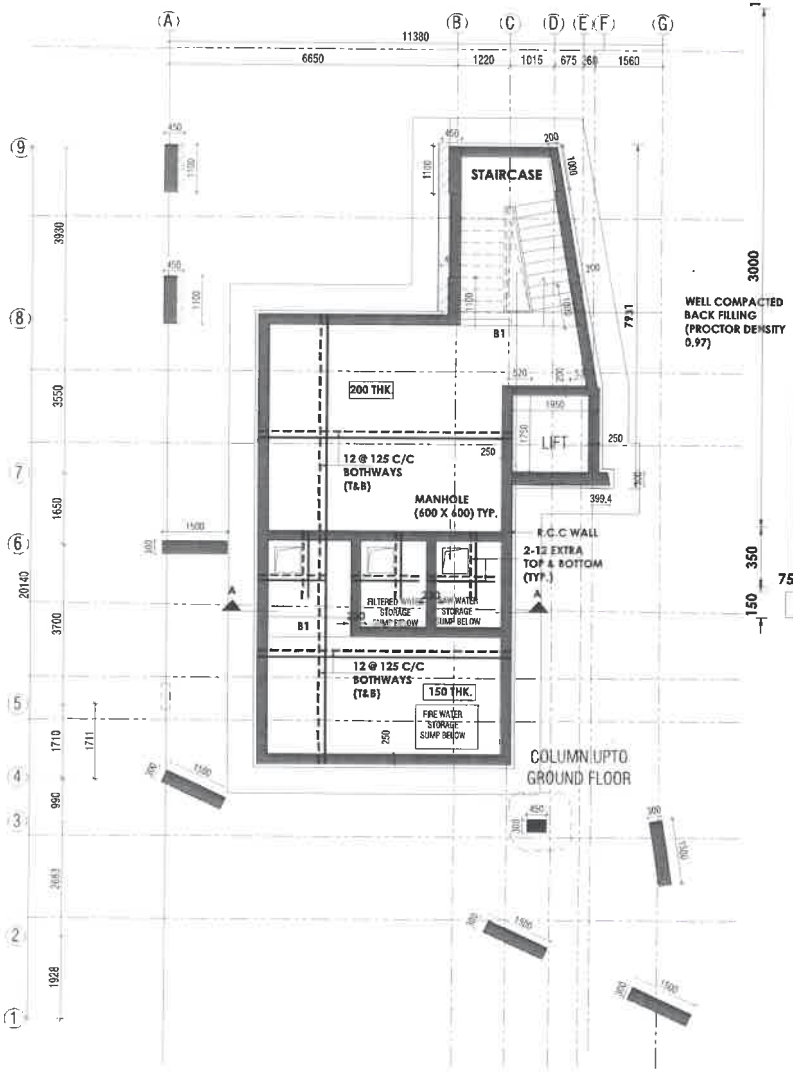

PLAN AT COVER SLAB

(DESIGNED FOR LIGHT WEIGHT VEHICLES ONLY)

FOR TENDER PURPOSE ONLY

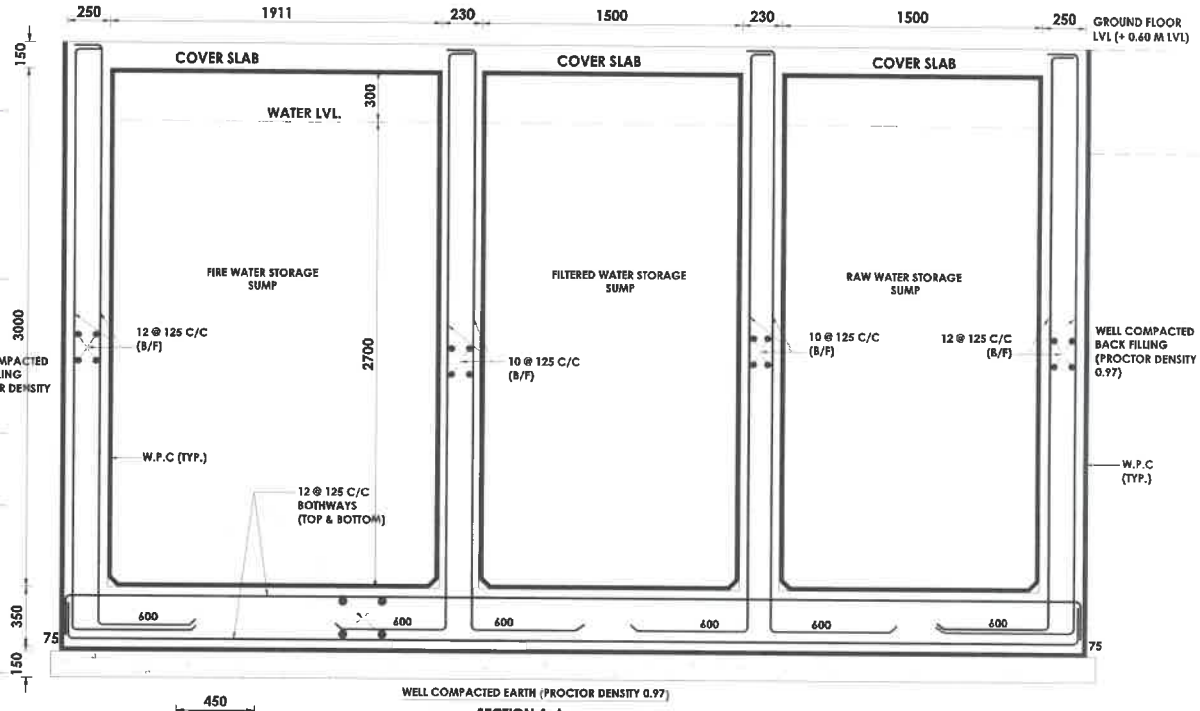

SECTION A-A

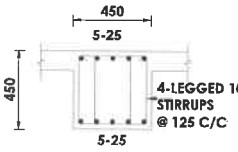

DETAIL OF B-1

NOTE 1:

1. BACK FILLING TO BE DONE ONLY AFTER TOP COVER SLAB CAST AND SET.
2. READ THIS LAYOUT ALONG WITH THE ARCH. AND PLUMBING DRAWING.

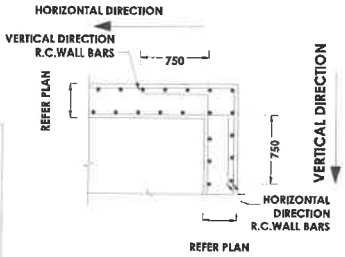

TYPICAL DETAILS OF R.C.WALL AT CORNERS (IN PLAN)

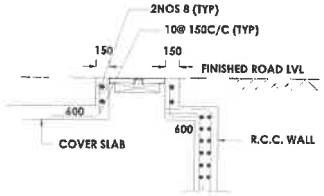

TYPICAL MAN HOLE DETAIL

FOR ESTIMATION PURPOSE ONLY

REVISION

NO	DESCRIPTION	
1		
2		
3		
4		

CLIENT

INDIAN BANK

ARCHITECT:

Lavanya & Shankar ARCHITECTS

Sakti Metha Complex, C-Block 2nd Floor, 165 Anna salai Chennai - 15. Ph 22201055, 22201066. Email: lavanyaandshankar@gmail.com skelvlavanyaandshankar@gmail.com

NOTE

- CONCRETE [illegible] SHOULD BE M-30 WITH MINIMUM CEMENT [illegible] 380 Kg/cu.m.
- [illegible] MAIN REINFORCEMENT FOR RA[illegible] 10-40mm
- COVER [illegible]mm
- STEEL [illegible] OF GRADE [illegible].
- LAP LENGTH FOR SLAB,BEAM [illegible]
- NOT MORE THAN 50% OF BARS LAPPED AT ONE POINT.
- CONDUIT PIPES SHOULD NOT GO THROUGH COLUMN. CONDUIT PIPES SHOULD NOT GO THROUGH COLUMNS.

[illegible] DENOTES TOP BARS

- DENOTES BOTTOM BARS

PROJECT:

Proposed Redevelopment of Indian Bank, Velacherry Branch.

FIRE WATER STORAGE SUMP DETAILS

DATE: 03.01.24

DESIGN: SUSHARANI

DRAWN: PRASANNANJANEYA PANI KUMAR BN

E-MAIL ID : [illegible]

SCALE: 1:80

DRG.NO: ST.02

N

STRUCTURAL CONSULTANT:

SOMADEV NAGESH

CONSULTING ENGINEERS,

NEW NO:15, 3rd CROSS STREET, KARPAGAM GARDENS, ADAYAR, CHENNAI-20. PHONE: 24464410

E-MAIL: nagesh.somadev@gmail.com

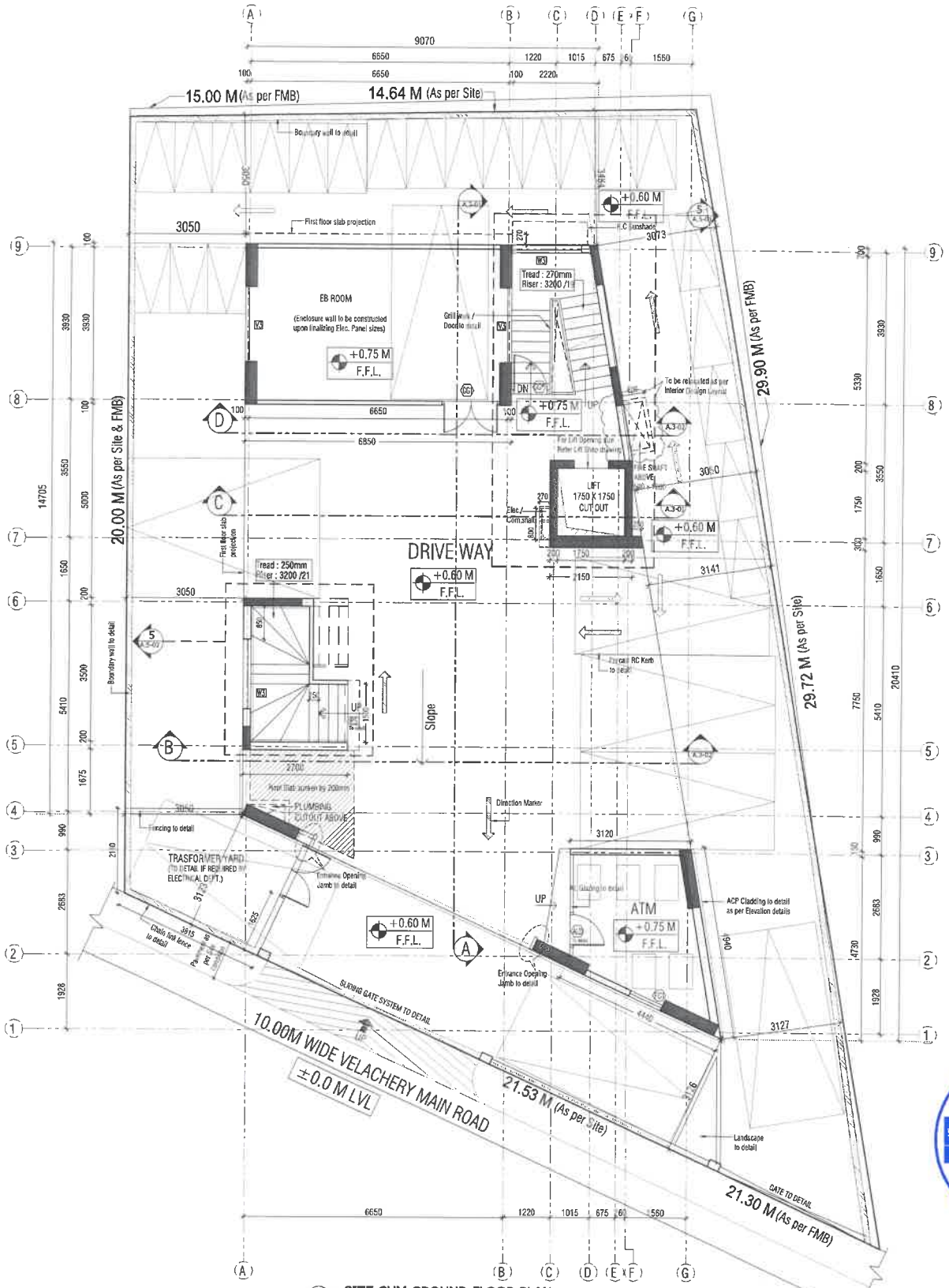

2 SITE CUM GROUND FLOOR PLAN
1:50

SCHEDULE OF JOINERY					
MD - T.W.FRAME PANEL DOOR	- 1000 x 2150	W1 - WINDOW	- 900 x 1350		
ED - T.W.FRAME PANEL DOOR	- 1050 x 2150	W2 - WINDOW	- 1200 x 1350		
D1 - C.W.FRAME FLUSH DOOR	- 900 x 2150	W3 - WINDOW	- 1800 x 1350		
D2 - C.W.FRAME FLUSH DOOR	- 750 x 2150	KW2 - KITCHEN WINDOW	- 1200 x 1050		
GD - GRILL DOOR	- 1050 x 2150	V - VENTILATOR	- 450 x 600		
GG - GRILL GATE	- 1500 x 2150	V1 - VENTILATOR	- 600 x 600		
FD4 - FRENCH DOOR	- 2400 x 2150	V2 - VENTILATOR	- 900 x 600		
FG1 - FIXED GLASS	- 900 x 1350	V3 - VENTILATOR	- 1930 x 600		
FG2 - FIXED GLASS	- 3400 x 1350	OP - OPENING UPTO LINTEL LVL			

REV	DESCRIPTIONS	DRN	DATE

This drawing is the property of LAVANYA AND SHANKAR ARCHITECTS. It shall not be reproduced in any manner nor authorised by us to anyone. It shall not be copied/modified in part or full without prior permission. The detail furnished in this drawing are for the PROJECT only.

NOTE:
1. All dimensions are in millimeters.
2. Only written dimensions to be followed.
3. All levels are in meter.
4. All levels indicated are finished levels.
5. Any discrepancies or difference between any architectural drawing and other consultant drawings or at site conditions immediate reference is to be made to the architect. For clarification prior to the execution of work at site.

NOTE :-
1. Slab sunken details:
a) Toilet slab sunken by 200mm
b) Balcony slab sunken by 150mm
2. indicates Drop by 25mm.
3. Width of the Ventilator shall be finalized in subsequent stages.

Structural Consultant :
SOMASUNDRAM CONSULTING ENGINEERS.
Structural Engineers & Fire Fighting Consultants
Ph: 22281055, 22281066.
Email: lavanyaandshankar@gmail.com
Mobile: lavanyaandshankar@gmail.com

PHE Consultant :
Balu & Associates
Public Health Engineers & Fire Fighting Consultants

Electrical Consultant :
MEC

Architect:
Lavanya & Shankar ARCHITECTS
Bard Mitha Complex G-Block 3rd floor, 163 Anna salai, Guindy - 15
Ph 22281055, 22281066.
Email: lavanyaandshankar@gmail.com
Mobile: lavanyaandshankar@gmail.com

Client:
इंडियन बैंक Indian Bank

Project:
Proposed Redevelopment of Indian Bank, Velachery Branch.

DRAWING TITLE:
SITE CUM GROUND FLOOR PLAN

NORTH

Scale: 1:50	Date: 03.01.2024		
Drawn: R.R	Checked: R.R.P	Designed: R.R.P	Approved: R.R.P

JOB NO: CIV 238 19 INDIAN BANK

DRG NO: A.2.01 | REV: R0 | SHEET: A2

Z:\PROJECTS\238- INDIAN BANK - VELACHERY\TEMPLATE\INDIAN BANK - 01.01.

संपदा विभाग
Estate Department
इंडियन बैंक Indian Bank
इलाहाबाद ALLAHABAD
Chennai-14.
कॉर्पोरेट कार्यालय/Corporate Office

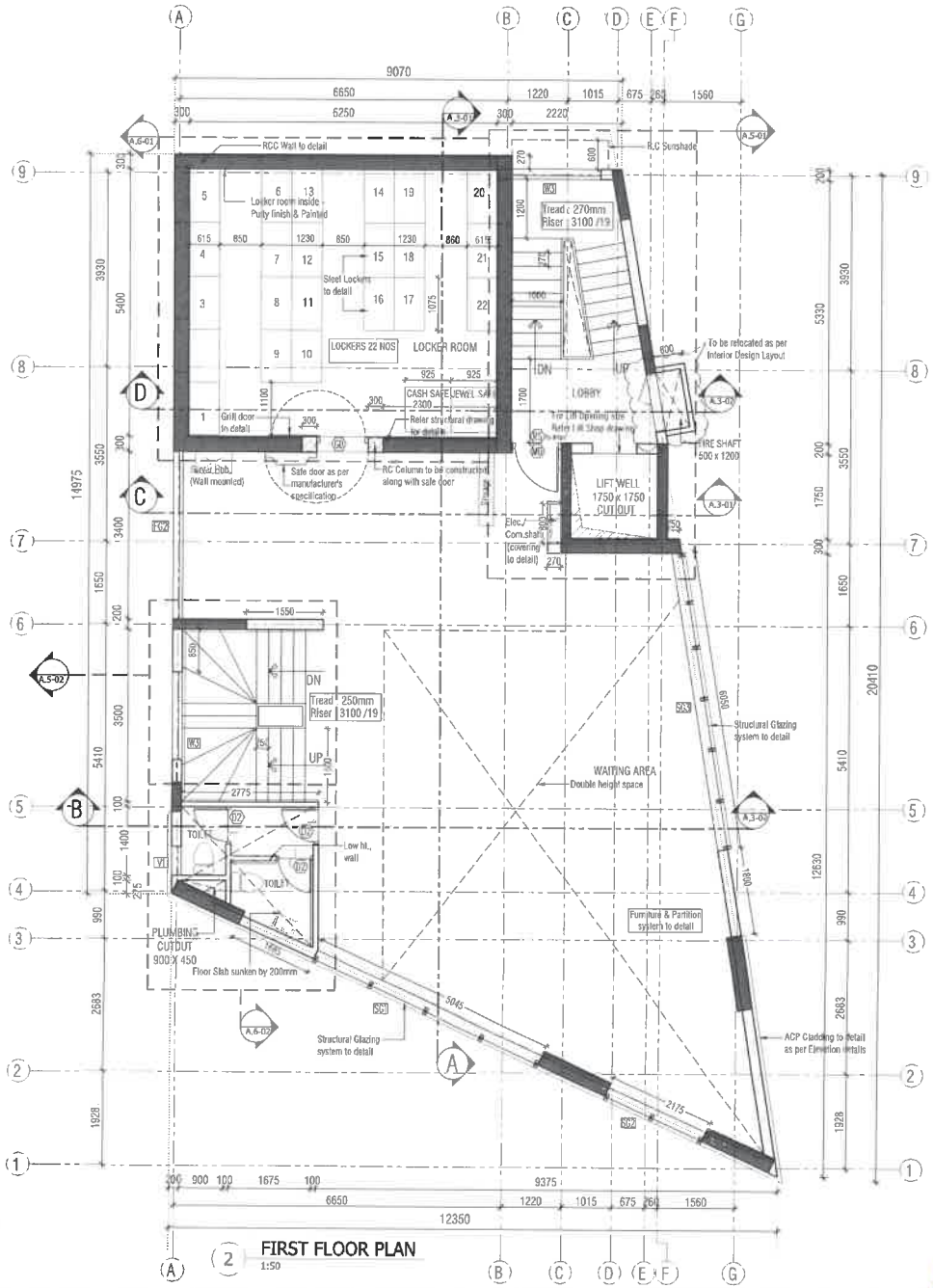

2 FIRST FLOOR PLAN
1:50

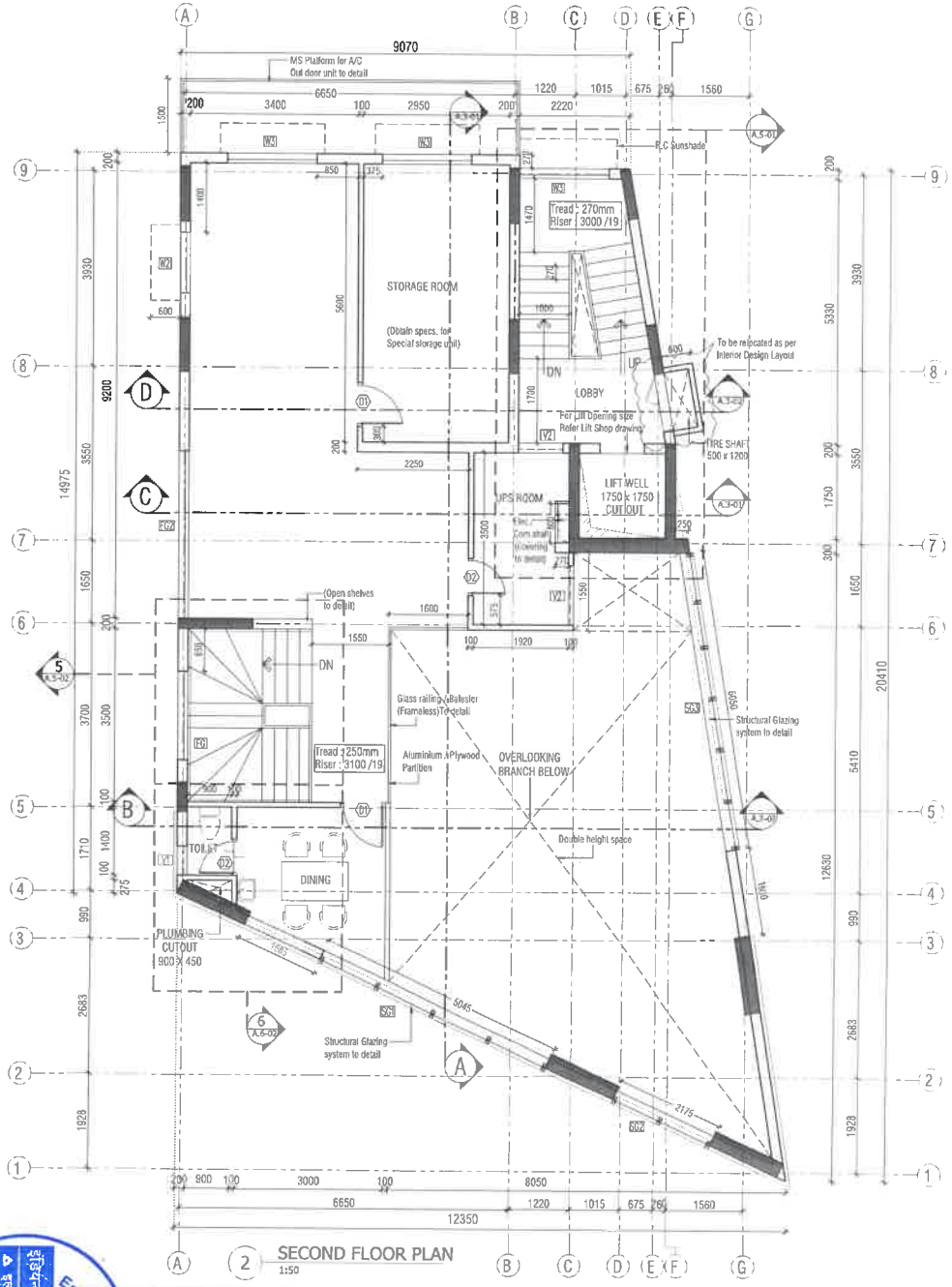

2 SECOND FLOOR PLAN
1:50

REV	DESCRIPTIONS	DRN	DATE

The drawing is the property of L/M/A/M/A/G/A/R/A AR.ARCHITECTS and shall not be passed on to any person not authorised by us to receive it. It shall not be copied/modified in part or full without prior permission. The detailed consultant to this drawing are for this PROJECT only

NOTE:
1. All dimensions are in millimeters.
2. Only written dimensions to be followed.
3. All levels are in metre.
4. All levels indicated are finished levels
5. Any discrepancies or difference between any architectural drawing and other consultant drawings or at site conditions immediate reference is to be made to the architect for clarification prior to the execution of work at site.

NOTE :-
1. Slab sunken details.
a) Toilet slab sunken by 200mm
b) Balcony slab sunken by 150mm
2. Indicates Drop by 25mm.
3. Width of the Ventilator shall be finalized in subsequent stages.

SCHEDULE OF JOINERY

MD	T.W.FRAME PANEL DOOR	1000 x 2150	W1	WINDOW	900 x 1350
ED	T.W.FRAME PANEL DOOR	1050 x 2150	W2	WINDOW	1200 x 1350
D1	C.W.FRAME FLUSH DOOR	900 x 2150	W3	WINDOW	1600 x 1350
D2	C.W.FRAME FLUSH DOOR	750 x 2150	KW2	KITCHEN WINDOW	1200 x 1050
GD	GRILL DOOR	1050 x 2150	V	VENTILATOR	450 x 600
GG	GRILL GATE	1500 x 2150	V1	VENTILATOR	600 x 600
FD1	FRENCH DOOR	2400 x 2150	V2	VENTILATOR	900 x 600
FC1	FIXED GLASS	900 x 1350	V3	VENTILATOR	1930 x 600
FG2	FIXED GLASS	3400 x 1350	OP	OPENING UPTO LINTEL LVL.	

Estate Department, Indian Bank, Corporate Office, Chennai-14.

Structural Consultant :
SOMADEV MACESH
CONSULTING ENGINEERS,
96-98 , 3rd CROSS STREET,
NAPIERSAR GARDENS, ADYAR,
CHENNAI-20, PHONE: 2446 4410,
E-MAIL: mail@thesomadevmacesh.in

Electrical Consultant :
MEC

PHE Consultant :
Balu & Associates
Public Health Engineers & Fire Fighting Consultants
No.1/47, Mahalakshmi Street, Tel No.,, Tambaram East
Chennai - 600 059. Cell : 9840 - 9840 - 9840 / 9710 - 9710 - 9710
E-mail: balu_a1@yahoo.co.in, balu@balu.in
Web: www.balu.in

Architect:
ARCHITECTS
Laxmiya & Shankar 163 Anna salai,Chennai - 15.
Ph:22201855,22201856.
Email: laxmiyaandshankar@gmail.com
shankaranarayanan@gmail.com

Client:
Indian Bank

Project:
Proposed Redevelopment of Indian Bank,Velachery Branch.

DRAWING TITLE:
FIRST FLOOR & SECOND FLOOR PLAN

NORTH

Scale: 1:50	Date: 03.01.2024		
Drawn: R.R	Checked: R.R.P	Designed: R.R.P	Approved: R.R.P

JOB NO: CN/ 238/ 19/ INDIAN BANK

DRG NO: A.2.03 | REV: R0 | SHEET: A1

Z:\PROJECTS\238- INDIAN BANK - VELACHERY\TENDER\INDIAN BANK - 0101

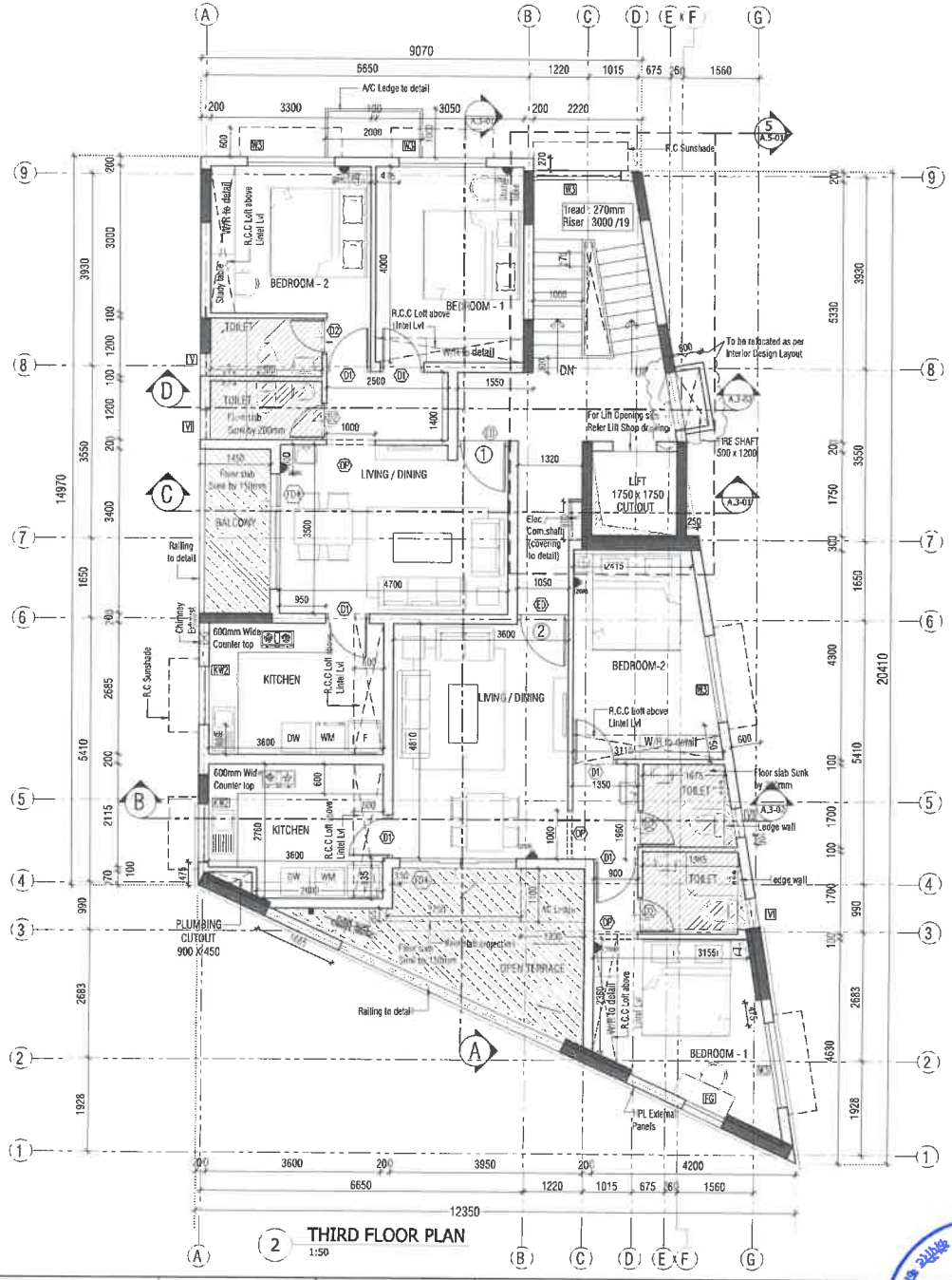

2 THIRD FLOOR PLAN
1:50

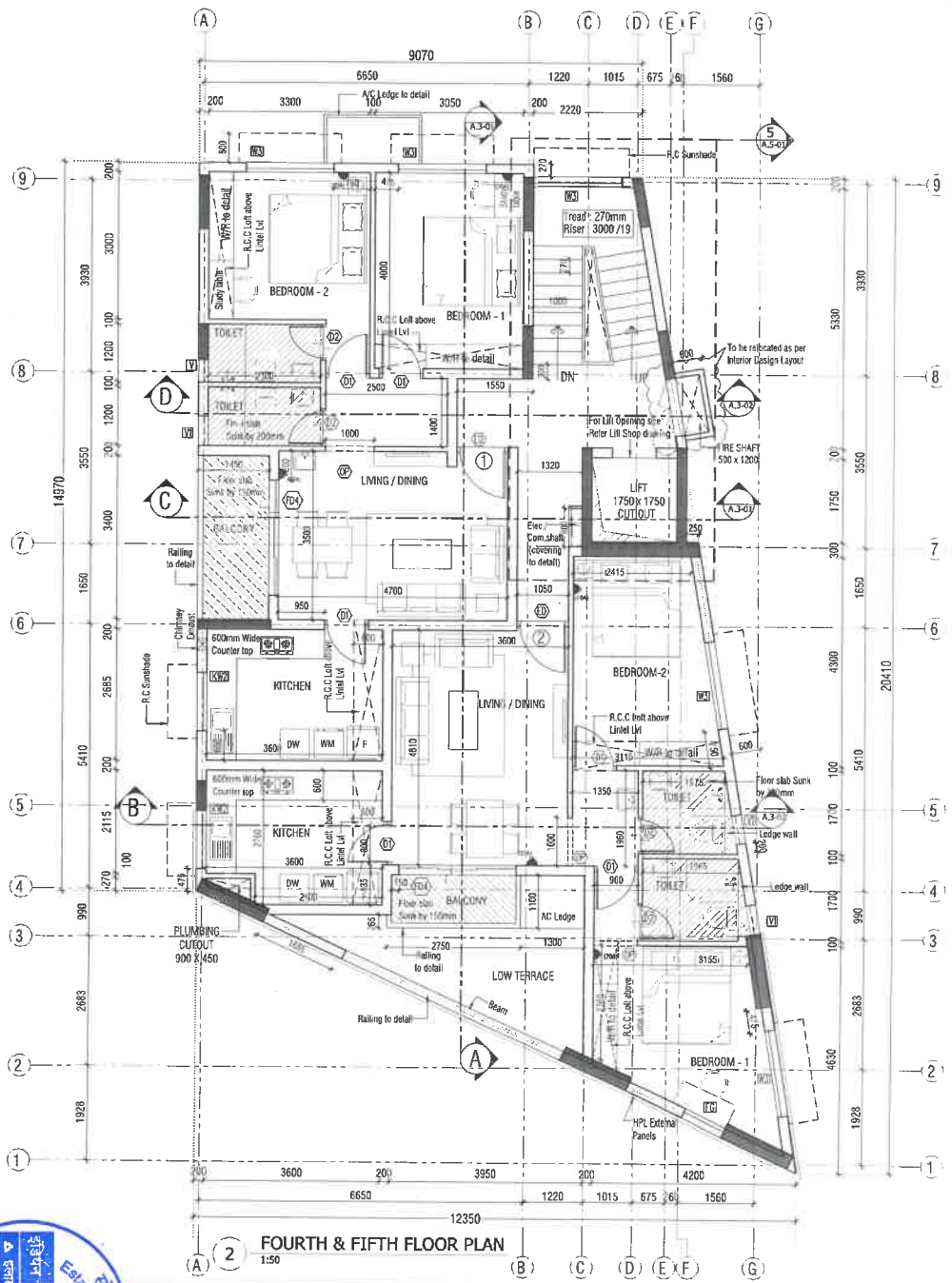

2 FOURTH & FIFTH FLOOR PLAN
1:50

REV	DESCRIPTIONS	DRN	DATE

This drawing is the property of KUMARAN & SHANKAR ARCHITECTS and shall not be copied or used in any manner not authorised by us in writing. It shall not be reproduced in part or in full without our permission. The detailed furniture in this drawing are for the PROJECT only.

NOTE:
1. All dimensions are in millimeters.
2. Only written dimensions to be followed.
3. All levels are in meter.
4. All levels indicated are finished levels
5. Any discrepancies or differences between any architectural drawing and other consultant drawings or at site conditions immediate reference is to be made to the architect for clarification prior to the execution of work at site.

NOTE - 1
1. Slab sunken details:
a) Toilet slab sunken by 200mm
b) Balcony slab sunken by 150mm
2. Indicates Drop by 25mm.
3. Width of the Ventilator shall be finalized in subsequent stages.

SCHEDULE OF JOINERY

MD - T.W.FRAME PANEL DOOR	- 1000 x 2150	W1 - WINDOW	- 900 x 1350
ED - T.W.FRAME PANEL DOOR	- 1050 x 2150	W2 - WINDOW	- 1200 x 1350
D1 - C.W.FRAME FLUSH DOOR	- 900 x 2150	W3 - WINDOW	- 1800 x 1350
D2 - C.W.FRAME FLUSH DOOR	- 750 x 2150	KW2 - KITCHEN WINDOW	- 1200 x 1050
GD - GRILL DOOR	- 1050 x 2150	V - VENTILATOR	- 450 x 600
GG - GRILL GATE	- 1500 x 2150	V1 - VENTILATOR	- 600 x 600
FD4 - FRENCH DOOR	- 2400 x 2150	V2 - VENTILATOR	- 900 x 600
FG1 - FIXED GLASS	- 900 x 1350	V3 - VENTILATOR	- 1600 x 600
FG2 - FIXED GLASS	- 3400 x 1350	OP - OPENING UPTO LINTEL LVL.	

Structural Consultant :
SOMASUNDARAM CONSULTING ENGINEERS,
NO-12 , 3rd CROSS STREET,
PARPAGAM GARDENS, ASHOK,
CHENNAI-20. PHONE: 2445 6415.
E-MAIL: somasundaramengineers@

Electrical Consultant :
MEC

PHE Consultant :
Balu & Associates
Public Health Engineers & Fire Fighting Consultants
Chennai - 600 017. Tele fax/phone: 044 - 43584241, 28120216
E-mail: balu_associates@hotmail.com
Web: www.balu-associates.com

Architect:
Lavanya & Shankar ARCHITECTS
Said Maha Complex C-Block 3rd floor, 163 Anna salai, Chennai - 15.
Ph 22201855, 22201856.
Email: lavanyaandshankar@gmail.com
shyfa@lavanyaandshankar@gmail.com

Client:
Indian Bank

Project:
Proposed Redevelopment of Indian Bank, Velachery Branch.

DRAWING TITLE:
THIRD, FOURTH & FIFTH FLOOR PLAN

NORTH

Scale: 1:50	Date: 03.01.2024		
Drawn: RJR	Checked: R.R.P	Designed: R.R.P	Approved: R.R.P

JOB NO: CIV 238 19 INDIAN BANK

DRG NO: A.2.04 | REV: R0 | SHEET: A1

Z:\PROJECTS\238- INDIAN BANK - VELACHERY\TENDER\INDIAN BANK - 03013

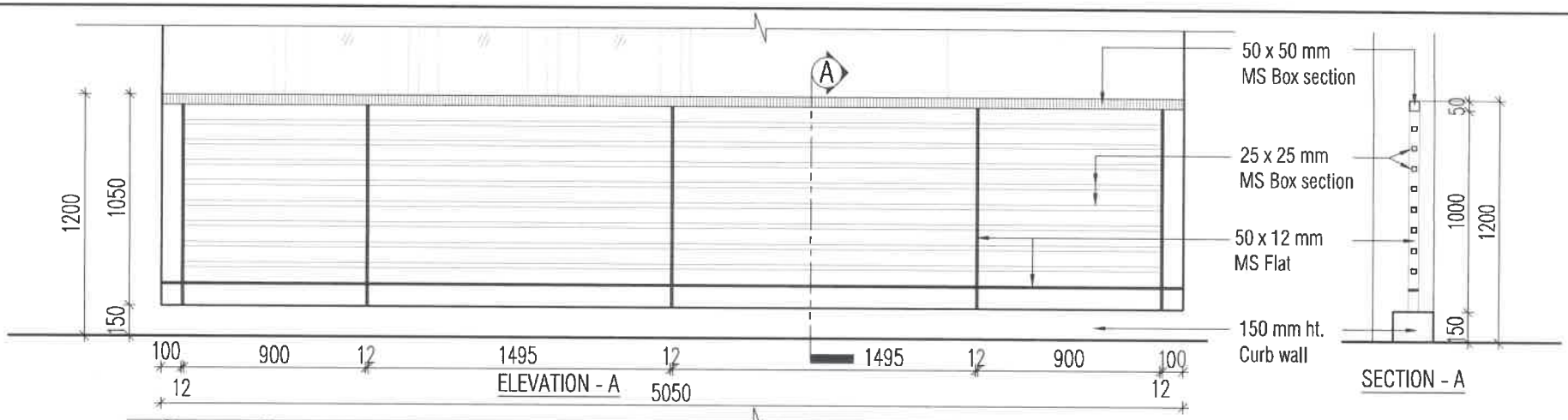

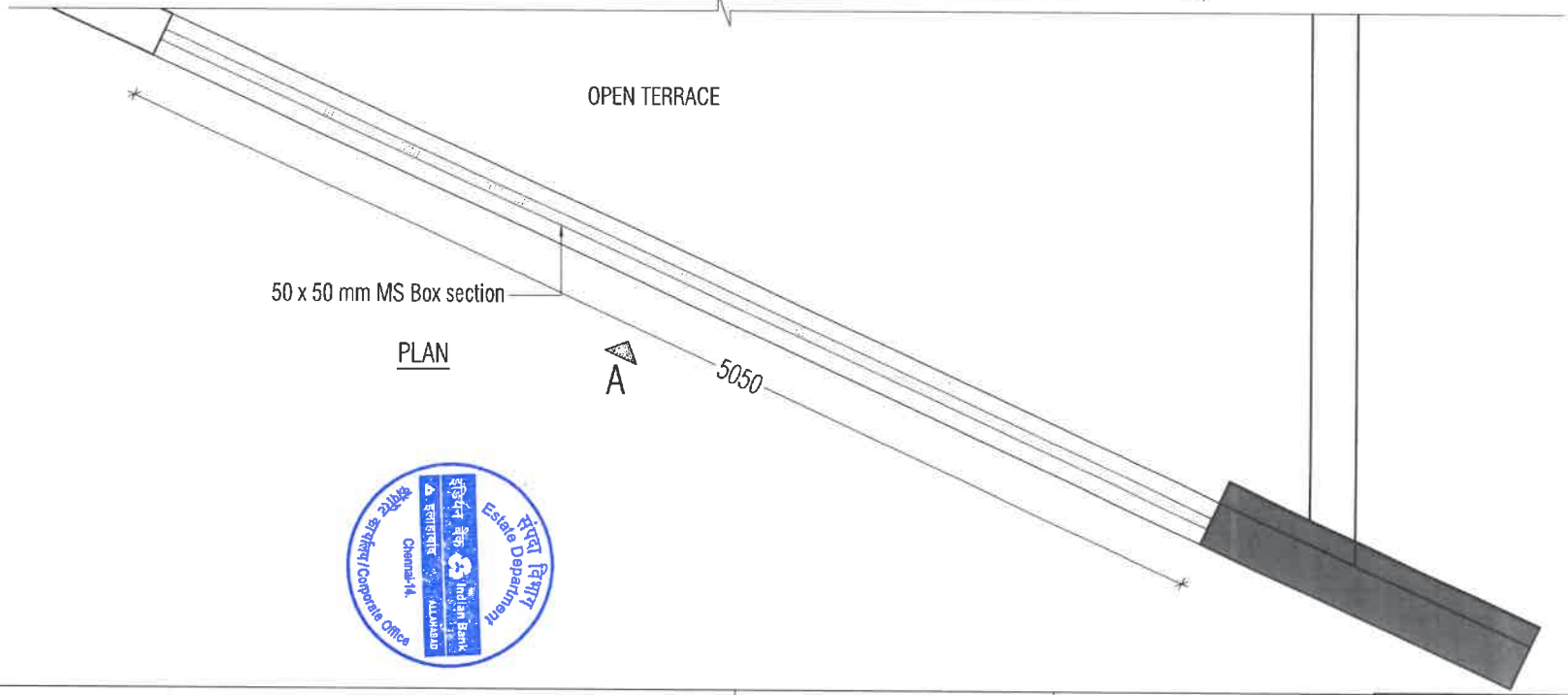

REV	DESCRIPTIONS	DRN	DATE

This drawing is the property of LAVANYAANDSHANKAR ARCHITECTS and shall not be passed on to any person not authorized by us to receive it. It shall not be copied/modified in part or full without prior permission. The detailed furnished in this drawing are for this PROJECT only.

Architect:
Lavanya & Shankar ARCHITECTS
Bald Metha Complex,C-Block 3rd floor, 183,Anna salai,Chennai - 15.
Ph:22201055,22201066.
Email: lavanyaandshankar@gmail.com
studiolavanyaandshankar@gmail.com

Client:
इंडियन बैंक Indian Bank

Project:
Proposed Redevelopment of Indian Bank,Velacherry Branch.

DRAWING TITLE:
BALCONY HANDRAIL DETAIL
(4TH , 5TH & TERRACE FLOOR)

NORTH

Scale: 1:20 | Date: 03.01.2024
Drawn: R.R | Checked: R.R.P | Designed: R.R.P | Approved: R.R.P

JOB NO: CIV/238/19/INDIAN BANK

DRG NO: A.6.05 (SH1OF3) | REV: R0 | SHEET: A3

Z:\PROJECTS\238– INDIAN BANK – VELACHERY\TENDER\INDIAN BANK

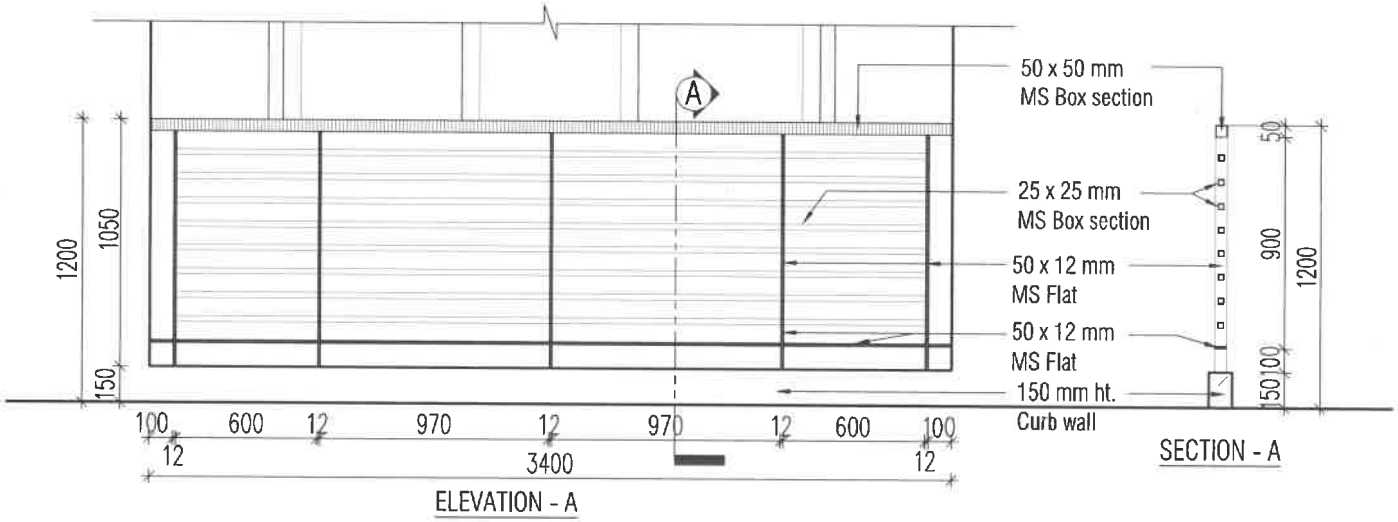

ELEVATION - A

SECTION - A

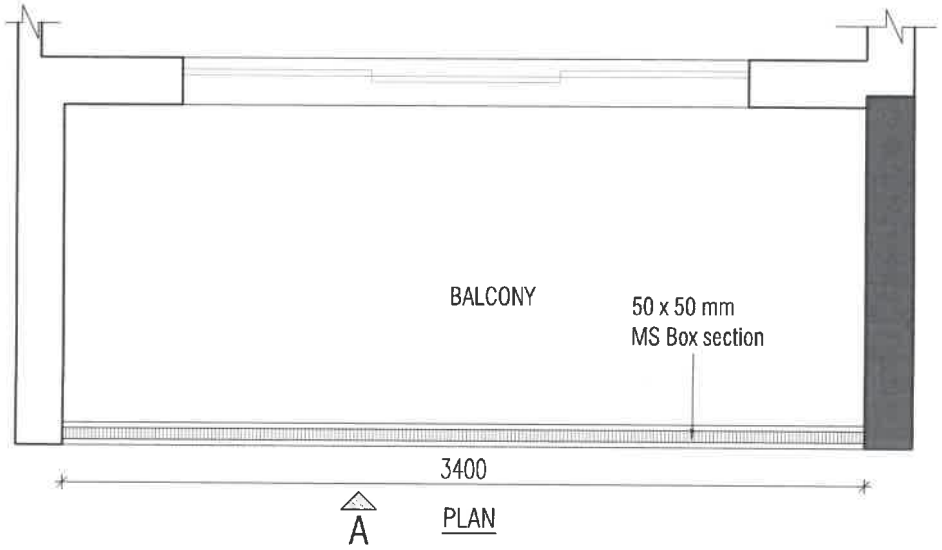

PLAN

REV	DESCRIPTIONS	DRN	DATE

This drawing is the property of LAVANYAANDSHANKAR ARCHITECTS and shall not be passed on to any person not authorized by us to receive it. It shall not be copied/modified in part or full without prior permission. The detailed furnished in this drawing are for this PROJECT only.

Architect:
Lavanya & Shankar ARCHITECTS
Baid Metha Complex,C-Block 3rd floor, 183,Anna salai,Chennai - 15.
Ph:22201055,22201066.
Email: lavanyaandshankar@gmail.com
studiolavanyaandshankar@gmail.com

Client: इंडियन बैंक Indian Bank

Project: Proposed Redevelopment of Indian Bank,Velacherry Branch.

DRAWING TITLE:
BALCONY HANDRAIL DETAIL
(RESIDENCE - FLAT 1)

NORTH

Scale: 1:20 | Date: 03.01.2024
Drawn: R.R | Checked: R.R.P | Designed: R.R.P | Approved: R.R.P

JOB NO: CIV/238/19/INDIAN BANK

DRG NO: A.6.05 (SH2OF3) | REV: R0 | SHEET: A3

Z:\PROJECTS\238- INDIAN BANK – VELACHERY\TENDER\INDIAN BANK

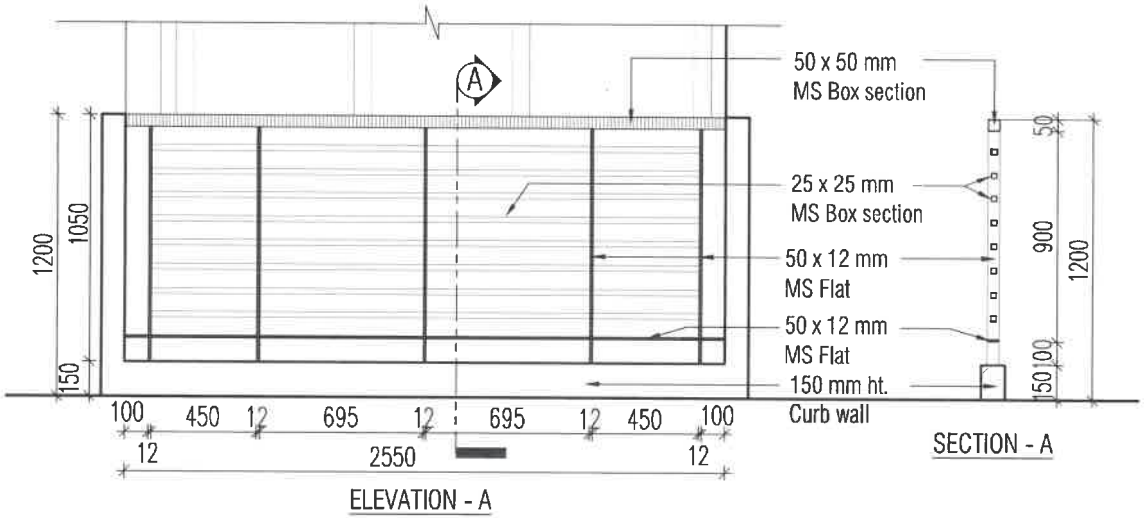

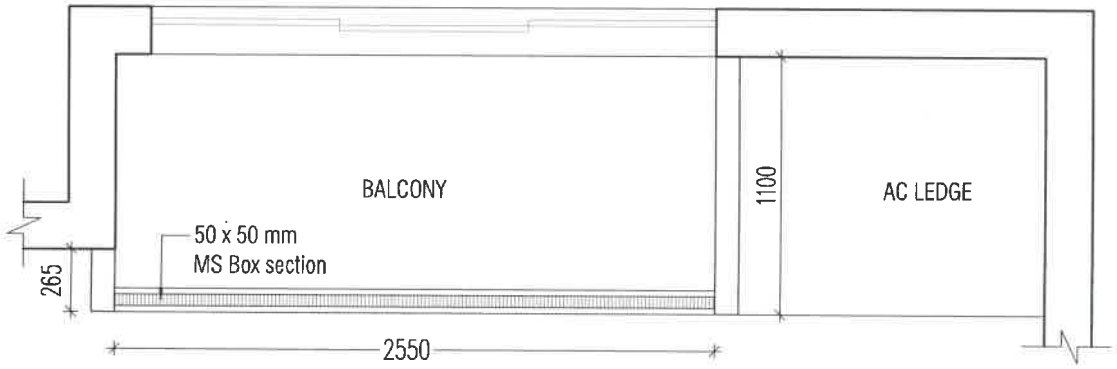

REV	DESCRIPTIONS	DRN	DATE

This drawing is the property of LAVANYAANDSHANKAR ARCHITECTS and shall not be passed on to any person not authorized by us to receive it. It shall not be copied/modified in part or full without prior permission. The detailed furnished in this drawing are for this PROJECT only.

Architect:

Lavanya & Shankar ARCHITECTS

Bald Metha Complex,C-Block 3rd floor, 183,Anna salai,Chennai - 15.
Ph:22201055,22201066.
Email: lavanyaandshankar@gmail.com
studiolavanyaandshankar@gmail.com

Client:

इंडियन बैंक Indian Bank

Project:

Proposed Redevelopment of Indian Bank,Velacherry Branch.

DRAWING TITLE:

BALCONY HANDRAIL DETAIL
(RESIDENCE - FLAT 2)

NORTH

Scale: 1:20	Date: 03.01.2024		
Drawn: R.R	Checked: R.R.P	Designed: R.R.P	Approved: R.R.P

JOB NO: CIV/238/19/INDIAN BANK

DRG NO: A.6.05 (SH3OF3) REV: R0 SHEET: A3

Z:\PROJECTS\238– INDIAN BANK – VELACHERY\TENDER\INDIAN BANK

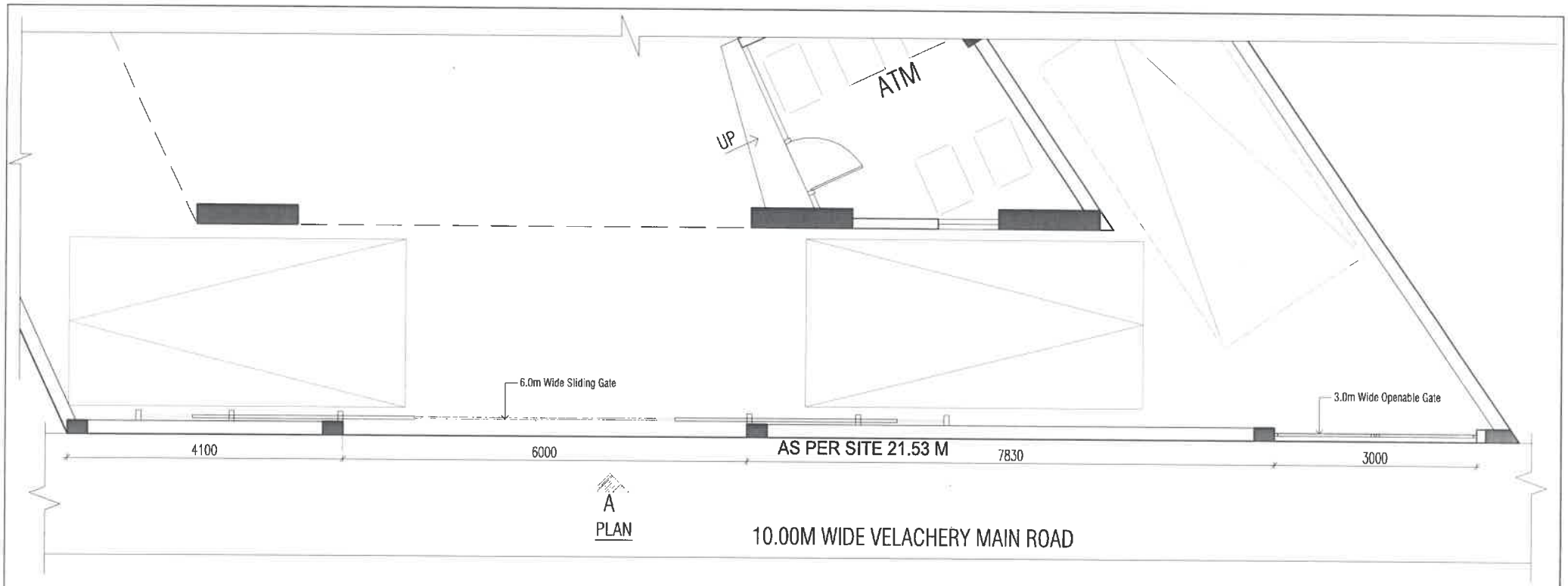

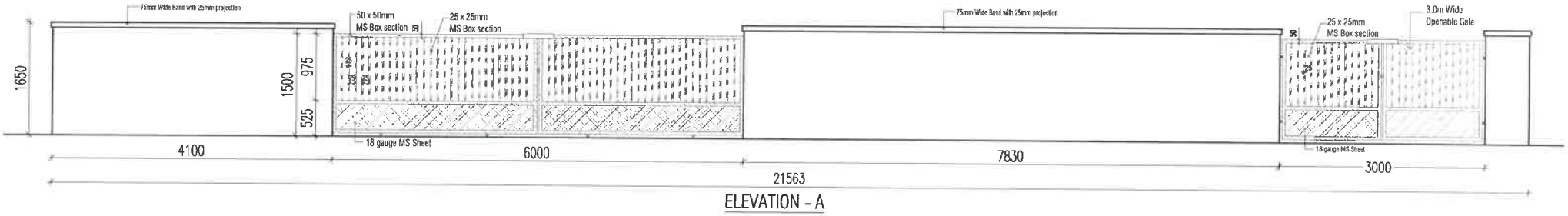

ELEVATION - A

REV	DESCRIPTIONS	DRN	DATE

This drawing is the property of LAVANYAANDSHANKAR ARCHITECTS and shall not be passed on to any person not authorized by us to receive it. It shall not be copied/modified in part or full without prior permission. The detailed furnished in this drawing are for this PROJECT only.

Structural Consultant :
SOMADEV NAGESH
CONSULTING ENGINEERS,
NO-15 , 3rd CROSS STREET,
KARPAGAM GARDENS, ADYAR,
CHENNAI-20. PHONE: 2446 4410.
E-MAIL: nagesh@somadevnagesh.in

PHE Consultant :
Balu & Associates
Public Health Engineers & Fire Fighting Consultants
No.M/66, Mahalakshmi Street, 2nd floor, Tambaram East,
Chennai - 600 059. Telephone No : 044 - 43586409, 22392178
E.mail : balu_associates@hotmail.com & balu_associates@yahoo.co.in
Website : www.balusassociates.com

Electrical Consultant :
MEC

NOTE:
1. All dimensions are in millimeters.
2. Only written dimensions to be followed.
3. All levels are in meter.
4.All levels indicated are finished levels
5.Any discrepancies or difference between any architectural drawing and other consultant drawings or at site conditions immediate reference is to be made to the architect for clarification prior to the execution of work at site.

Estate Department, Corporate Office, Chennai-14.

Architect:
Lavanya & Shankar
ARCHITECTS
Baid Metha Complex,C-Block, 3rd floor,
183,Anna salai,Chennai - 15.
Ph:22201055,22201066.
Email: lavanyaandshankar@gmail.com
studiolavanyaandshankar@gmail.com

Client:
इंडियन बैंक
Indian Bank

Project:
Proposed Redevelopment of Indian Bank,Velacherry Branch.

DRAWING TITLE:
COMPOUND WALL & GATE DETAIL

NORTH

Scale: 1:50	Date: 03.01.2024		
Drawn: R.R	Checked: R.R.P	Designed: R.R.P	Approved: R.R.P

JOB NO: CIV/238/19/INDIAN BANK

DRG NO: **A.6.04** REV: R0 SHEET: A2

Z:\PROJECTS\238- INDIAN BANK - VELACHERY\TENDER\INDIAN BANK - 01012

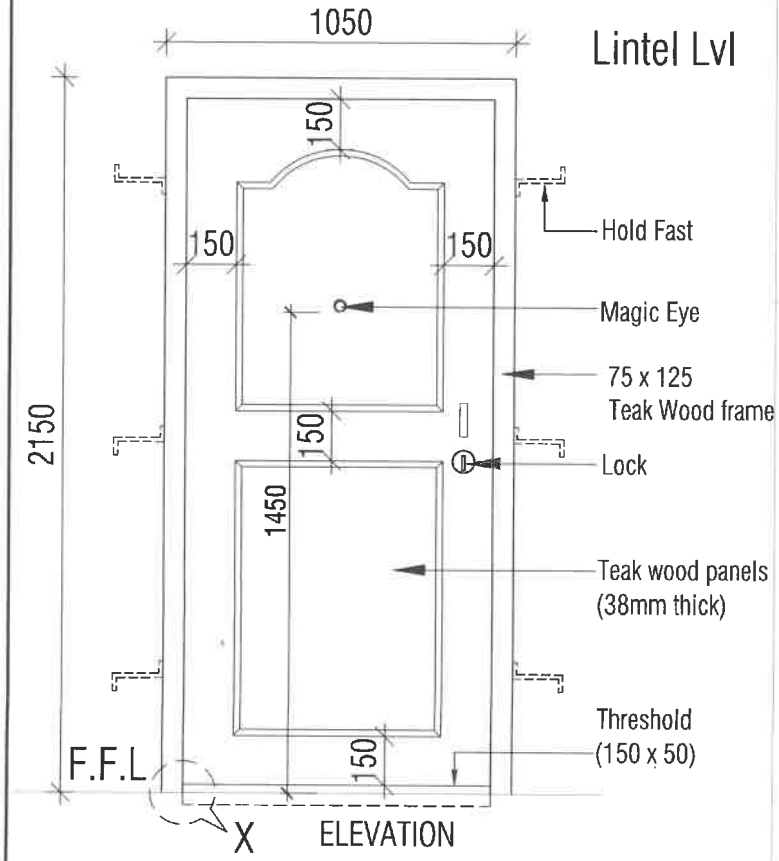

ELEVATION

ED - 1050 X 2100

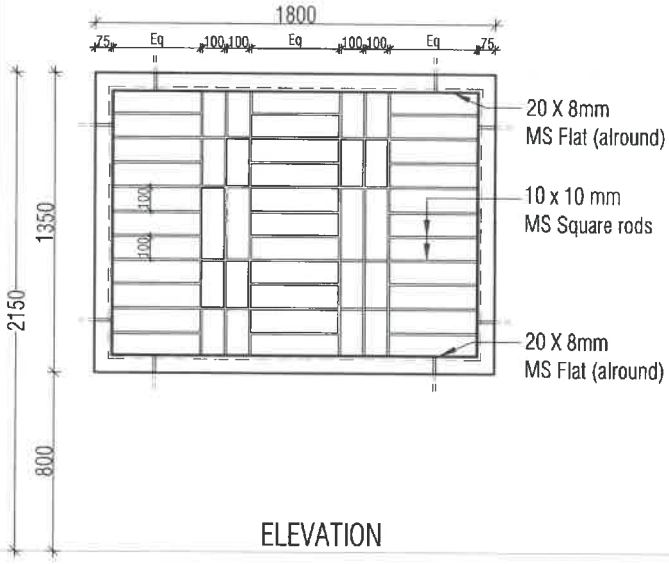

ELEVATION

W3 - SLIDING WINDOW
1800 x 1350

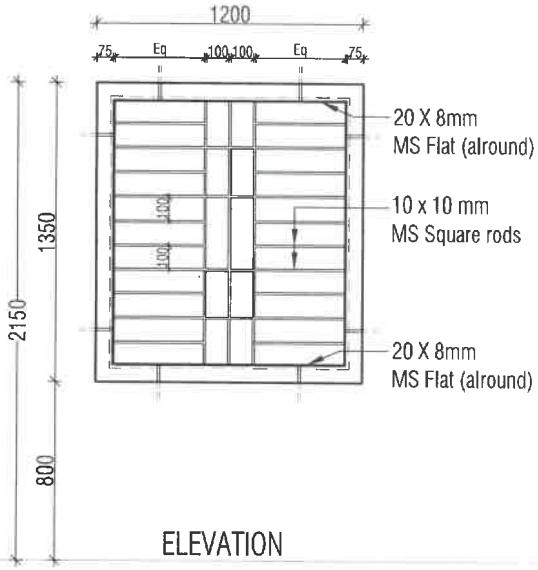

ELEVATION

W2 - SLIDING WINDOW
1200 x 1350

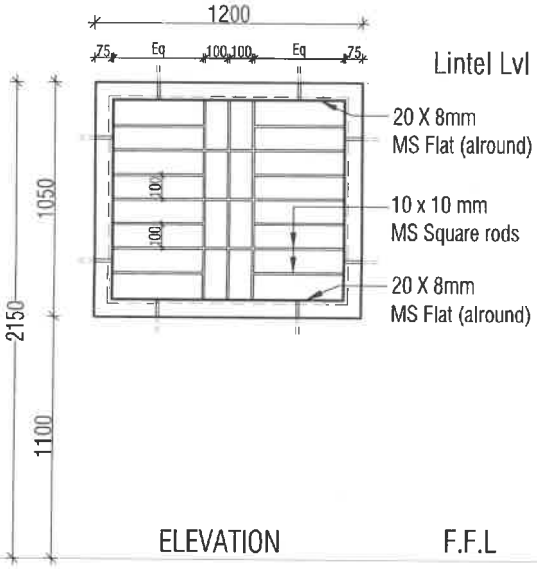

ELEVATION F.F.L

KW2 - KITCHEN WINDOW
1200 x 1050

NOTE:

1. All dimensions are in millimeters.
2. Only written dimensions to be followed.
3. All levels are in meter.
4. All levels indicated are finished levels
5. Any discrepancies or difference between any architectural drawing and other consultant drawings or at site conditions immediate reference is to be made to the architect for clarification prior to the execution of work at site.

REV	DESCRIPTIONS	DRN	DATE

Structural Consultants :

Architect:

Lindstrya & Shankar ARCHITECTS

Client:

Indian Bank

Project:

Proposed Redevelopment of Indian Bank,Velacherry Branch.

DRAWING TITLE:

GRILL DETAIL

NORTH

Scale: 1:50	Date: 03.01.24		
Drawn: RJR	Checked: RJR/JP	Designed: RJR/JP	Approved: RJR/JP

JOB NO: CN/22M/19/INDIAN BANK

DRG NO: A.6.08

REV: R0 | SHEET: A4

Estate Department
Corporate Office
Chennai-14.

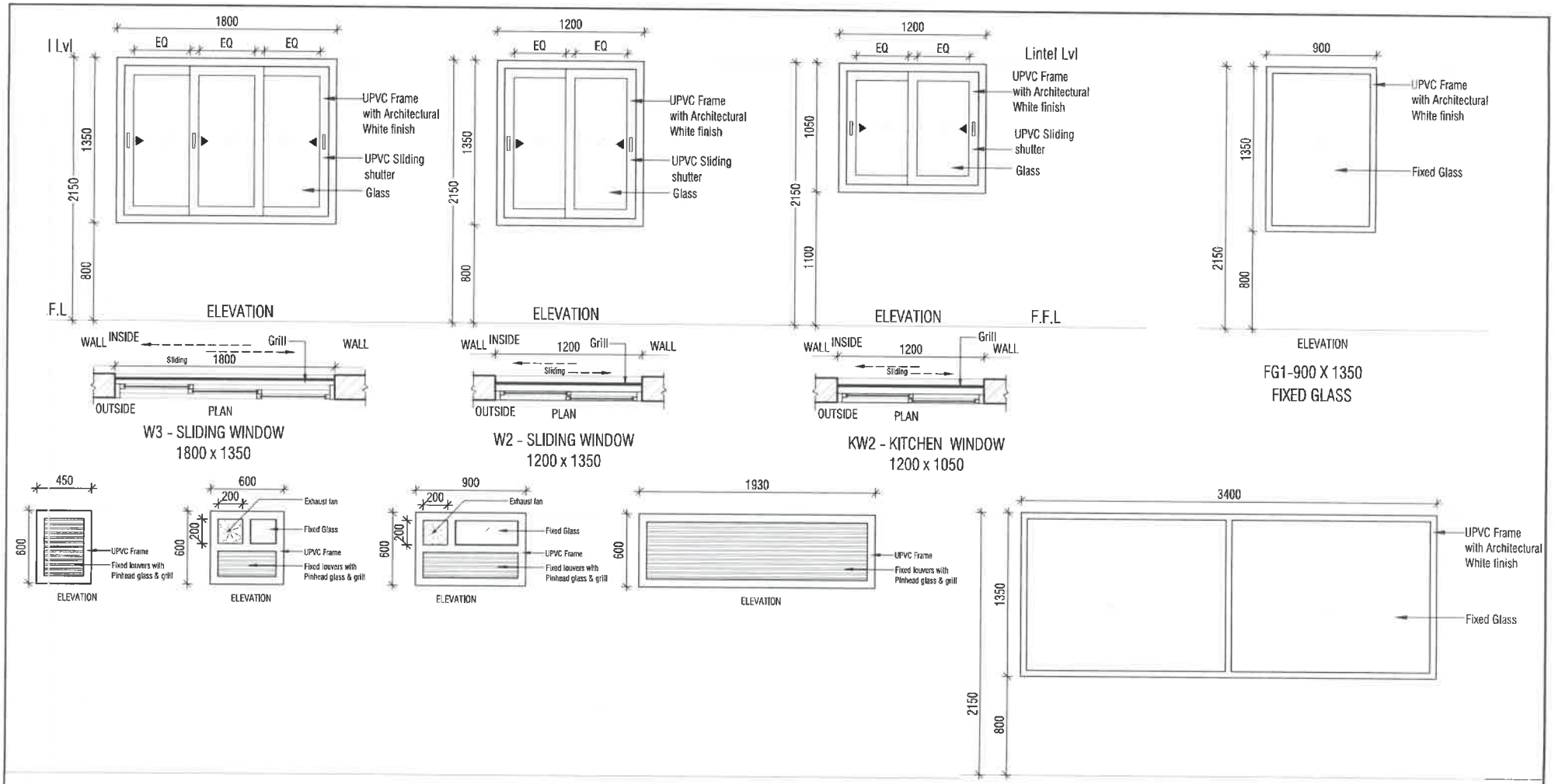

SCHEDULE OF JOINERY

W2 - WINDOW	- 1200 x 1350	V2 - VENTILATOR	- 900 x 600
W3 - WINDOW	- 1800 x 1350	V3 - VENTILATOR	- 1930 x 600
KW2 - KITCHEN WINDOW	- 1200 x 1050	FG1 - FIXED GLASS	- 900 x 1350
V - VENTILATOR	- 450 x 600	FG2 - FIXED GLASS	- 3400 x 1350
V1 - VENTILATOR	- 600 x 600		

REV	DESCRIPTIONS	DRN	DATE

This drawing is the property of LAVANYAANDSHANKAR ARCHITECTS and shall not be passed on to any person not authorized by us to receive it. It shall not be copied/modified in part or full without our permission. The detailed furnished in this drawing are for this PROJECT only.

Architect:
Lavanya & Shankar ARCHITECTS
Bald Metha Complex,C-Block 3rd floor, 183,Anna salai,Chennai - 15.
Ph:22201055,22201065.
Email: lavanyaandshankar@gmail.com
studiolavanyaandshankar@gmail.com

Project:
Proposed Redevelopment of Indian Bank,Velacherry Branch.

Client:
इंडियन बैंक Indian Bank

DRAWING TITLE:
JOINERY DETAIL - (WINDOW)

NORTH

Scale: 1:20	Date: 03.01.2024		
Drawn: R.R	Checked: R.R.P	Designed: R.R.P	Approved: R.R.P

JOB NO: CIV/238/19/INDIAN BANK

DRG NO: A.6.07 | REV: R0 | SHEET: A3

Z:\PROJECTS\238- INDIAN BANK - VELACHERY\TENDER\INDIAN BANK

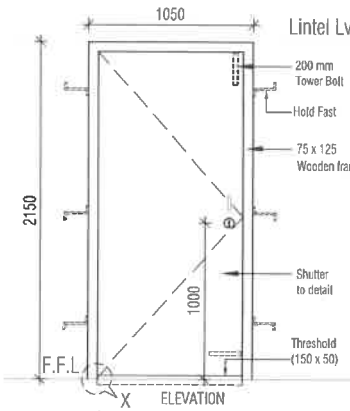

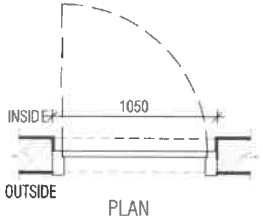

PLAN
ED - 1050 X 2150

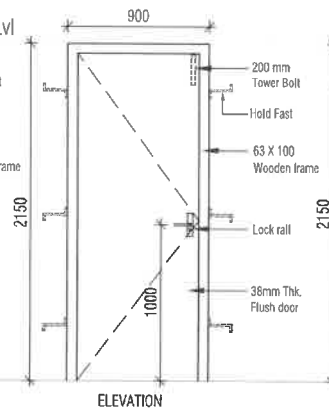

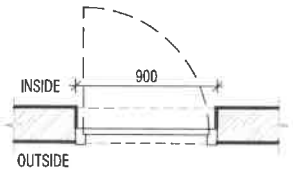

PLAN
D1 - 900 X 2150

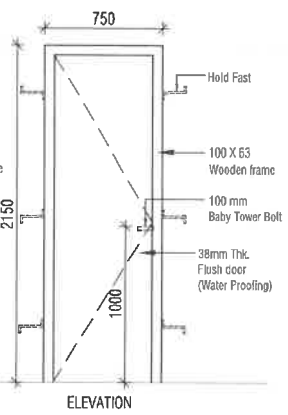

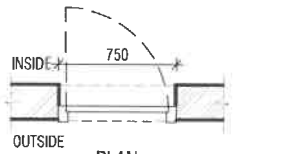

PLAN
D2 - 750 X 2150

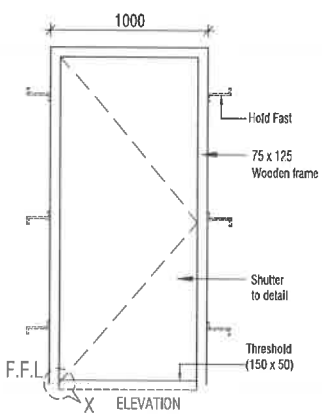

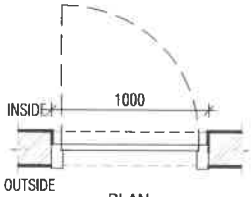

PLAN
MD - 1000 X 2150 (BANK)

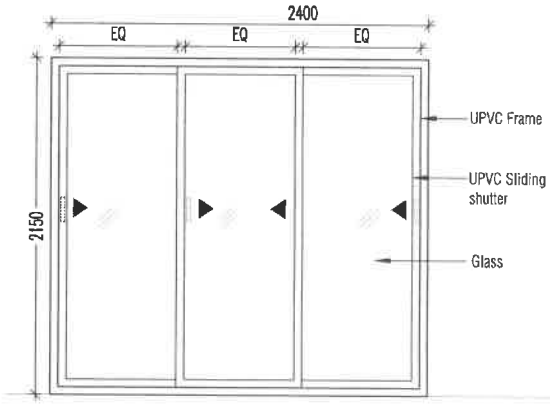

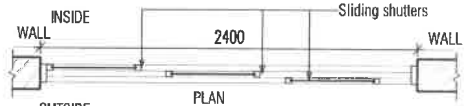

PLAN
FD4 -2400 X 2150
SLIDING DOOR

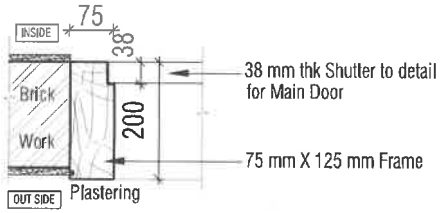

DETAIL OF MAIN DOOR (NTS)

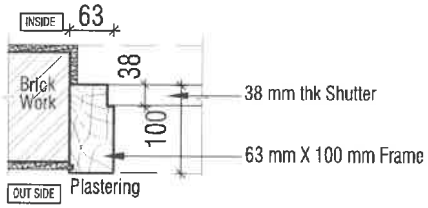

DETAIL OF INTERNAL DOOR (NTS)

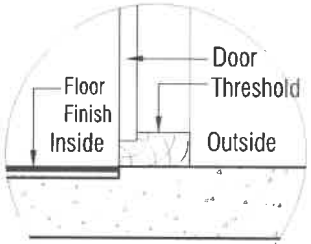

DETAIL - X

Threshold Detail of Main door

REV	DESCRIPTIONS	DRN	DATE

This drawing is the property of LAVANYAANDSHANKAR ARCHITECTS and shall not be passed on to any person not authorized by us to receive it. It shall not be copied/modified in part or full without prior permission. The detailed furnished in this drawing are for this PROJECT only.

SCHEDULE OF JOINERY

MD - DOOR	-	1000 x 2150 (TO DETAIL)
ED - T.W.FRAME PANEL DOOR	-	1050 x 2150
D1 - C.W.FRAME FLUSH DOOR	-	900 x 2150
D2 - C.W.FRAME FLUSH DOOR	-	750 x 2150
FD4 - FRENCH DOOR	-	2400 x 2150
GD - GRILL DOOR	-	1050 x 2150 (TO DETAIL)
GG - GRILL GATE	-	1500 x 2150 (TO DETAIL)

Architect:
Lavanya & Shankar ARCHITECTS

Bald Metha Complex,C-Block 3rd floor, 183,Anna salai,Chennai - 15.
Ph:22201055,22201066.
Email: lavanyaandshankar@gmail.com
studiolavanyaandshankar@gmail.com

Client:
इंडियन बैंक Indian Bank

Project:
Proposed Redevelopment of Indian Bank,Velacherry Branch.

DRAWING TITLE:
JOINERY DETAIL - (DOOR)

NORTH

Scale: 1:20	Date: 03.01.2024		
Drawn: R.R	Checked: R.R.P	Designed: R.R.P	Approved: R.R.P

JOB NO: CIV/238/19/INDIAN BANK

DRG NO: **A.6.06** REV: R0 SHEET: A3

Z:\PROJECTS\238- INDIAN BANK - VELACHERY\TENDER\INDIAN BANK

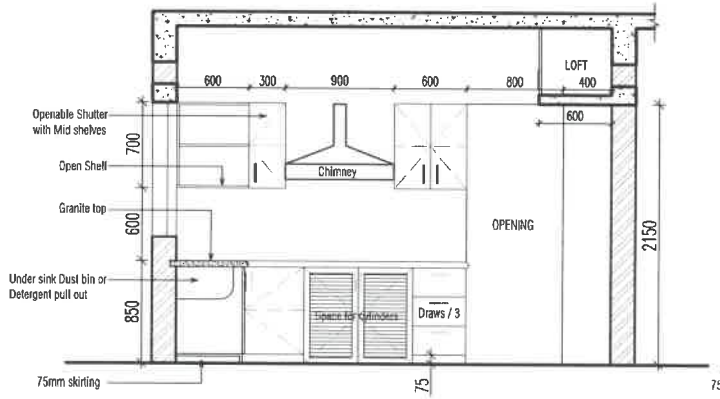

SECTIONAL ELEVATION - A

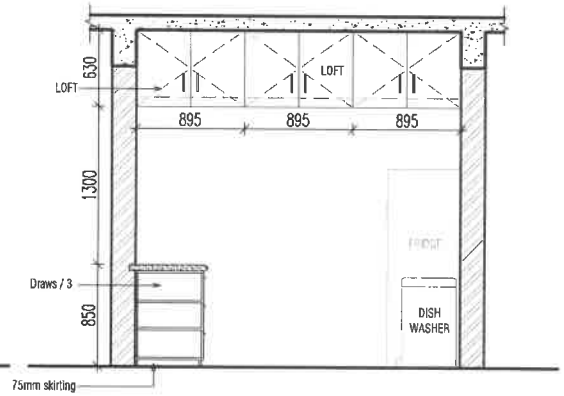

SECTIONAL ELEVATION - B

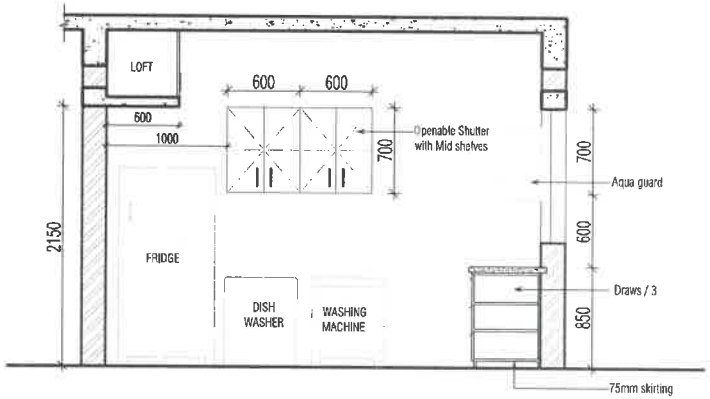

SECTIONAL ELEVATION - C

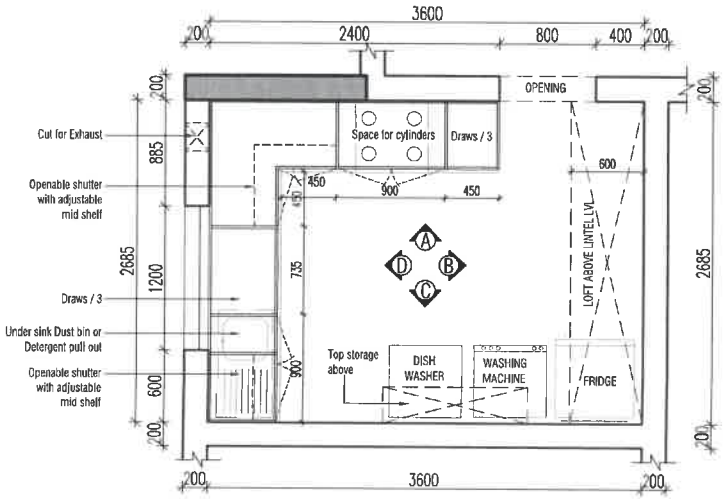

PLAN OF KITCHEN - 3600 X 2760
(BELOW THE COUNTER)
(FLAT - 1)

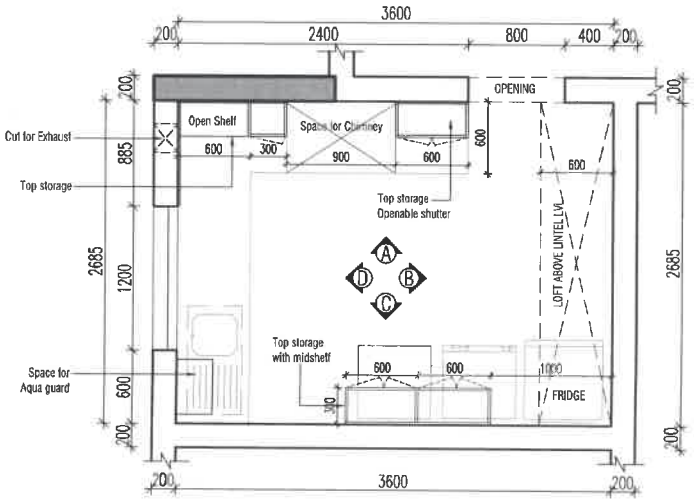

PLAN OF KITCHEN - 3600 X 2760
(ABOVE THE COUNTER)
(FLAT - 1)

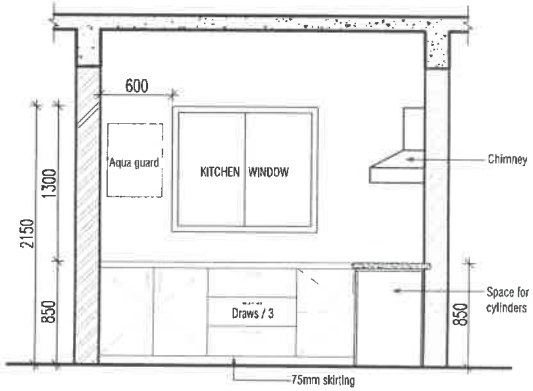

SECTIONAL ELEVATION - D

REV	DESCRIPTIONS	DRN	DATE

Architect:
Lavanya & Shankar ARCHITECTS
Bald Metha Complex,C-Block 3rd floor, 183,Anna salai,Chennai - 15.
Ph:22201055,22201066.
Email: lavanyaandshankar@gmail.com
studiolavanyaandshankar@gmail.com

Client:
इंडियन बैंक Indian Bank

Project:
Proposed Redevelopment of Indian Bank,Velacherry Branch.

DRAWING TITLE:
KITCHEN DETAIL - FLAT 1

NORTH

Scale: N.T.S	Date: 03.01.2024		
Drawn: R.R	Checked: R.R.P	Designed: R.R.P	Approved: R.R.P

JOB NO: CIV/238/19/INDIAN BANK

DRG NO: A.6.10 (SH1OF2) REV: R0 SHEET: A3

Z:\PROJECTS\238- INDIAN BANK - VELACHERY\TENDER\INDIAN BANK

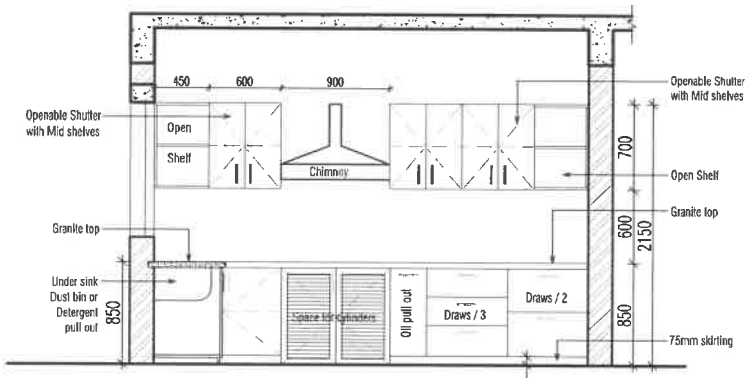

SECTIONAL ELEVATION - A

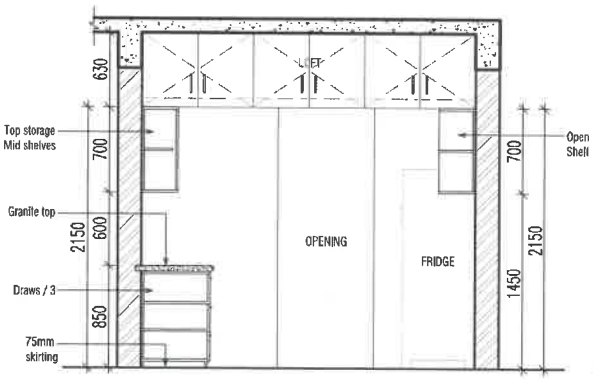

SECTIONAL ELEVATION - B

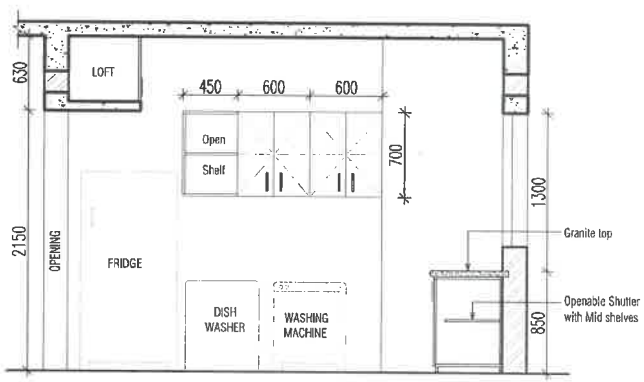

SECTIONAL ELEVATION - C

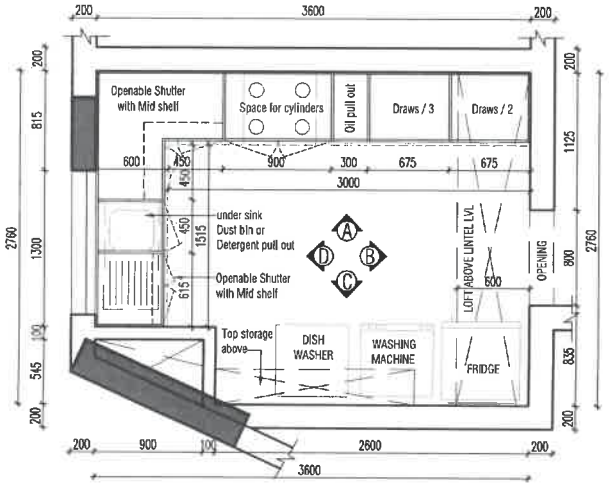

PLAN OF KITCHEN - 3600 X 2760
(BELOW THE COUNTER)
(FLAT - 2)

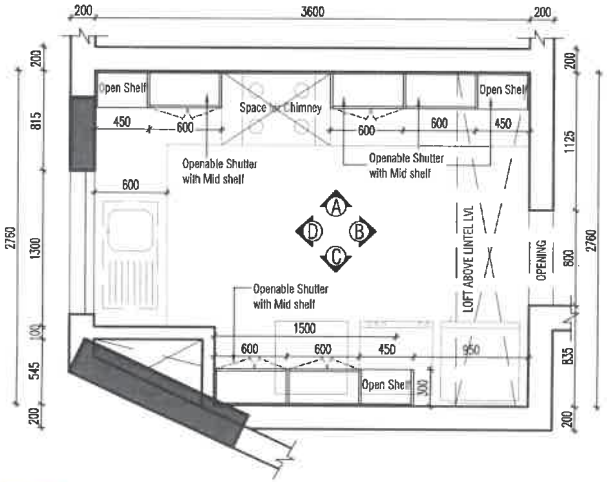

PLAN OF KITCHEN - 3600 X 2760
(ABOVE THE COUNTER)
(FLAT - 2)

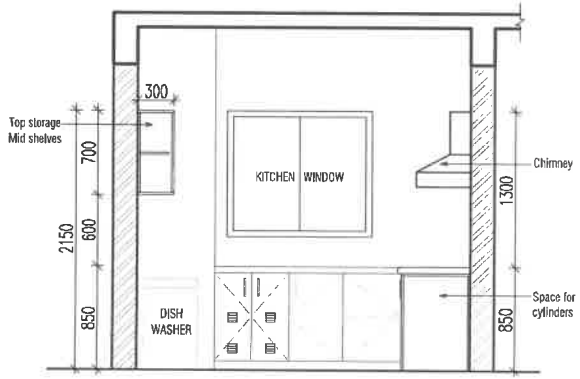

SECTIONAL ELEVATION - D

REV	DESCRIPTIONS	DRN	DATE

Client: इंडियन बैंक Indian Bank

Architect: Lavanya & Shankar ARCHITECTS
Baid Metha Complex,C-Block 3rd floor, 163,Anna salai,Chennai - 15.
Ph:22201055,22201066.
Email: lavanyaandshankar@gmail.com
studiolavanyaandshankar@gmail.com

Project: Proposed Redevelopment of Indian Bank,Velacherry Branch.

DRAWING TITLE: KITCHEN DETAIL - FLAT 2

NORTH

Scale: N.T.S	Date: 03.01.2024		
Drawn: R.R	Checked: R.R.P	Designed: R.R.P	Approved: R.R.P

JOB NO: CIV/238/19/INDIAN BANK

DRG NO: A.6.10 (SH2OF2) | REV: R0 | SHEET: A3

Z:\PROJECTS\238- INDIAN BANK - VELACHERY\TENDER\INDIAN BANK

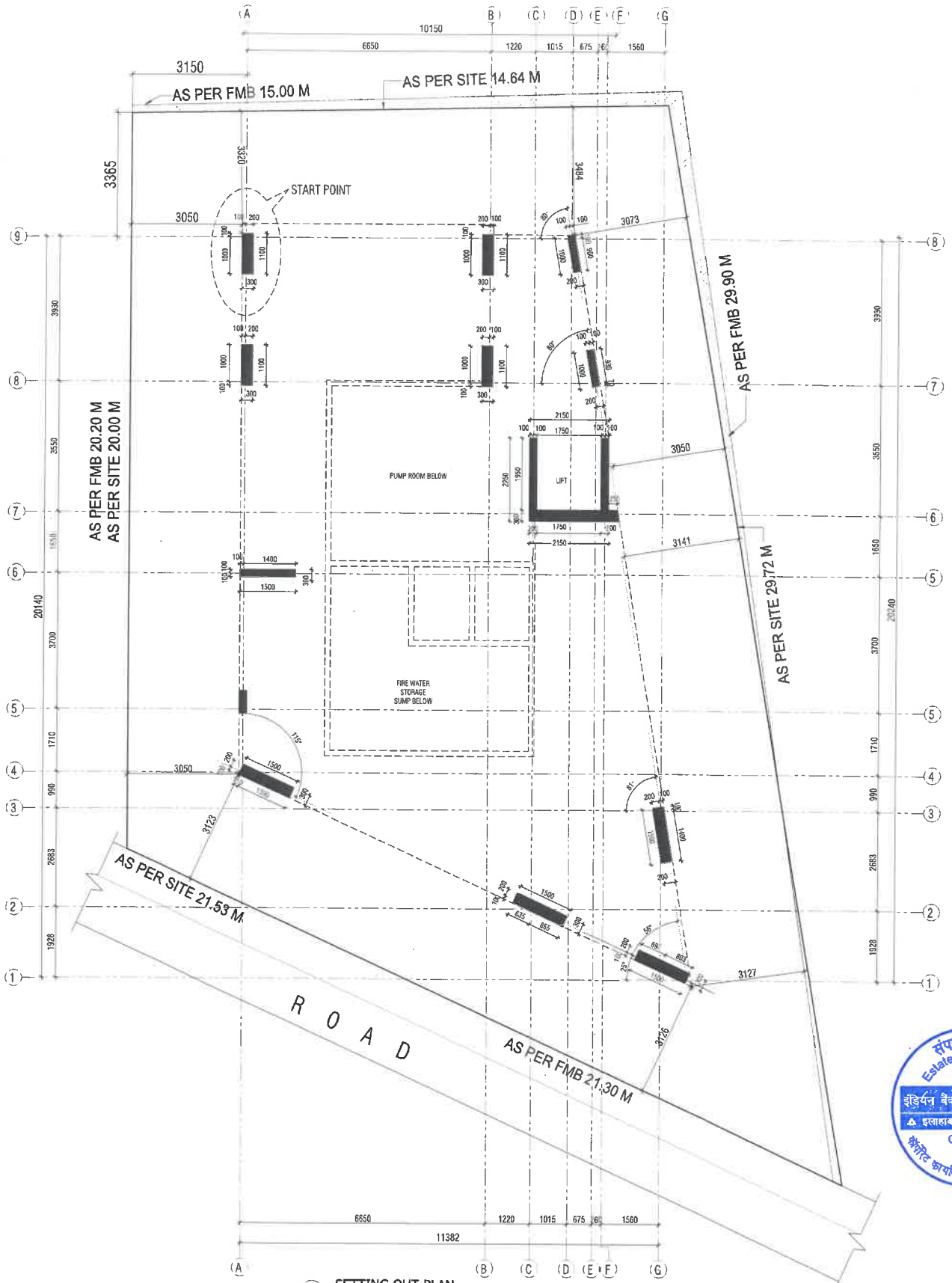

1 SETTING OUT PLAN
1:50

संपदा विभाग
Estate Department
इंडियन बैंक Indian Bank
इलाहाबाद ALLAHABAD
Chennai-14.
कॉर्पोरेट कार्यालय/Corporate Office

REV	DESCRIPTIONS	DRN	DATE

This drawing is the property of LAVAN+AANDSANKAR ARCHITECTS and shall not be passed on to any person not authorised by us to receive it. It shall not be copied/modified in part or full without prior permission. The details furnished in this drawing are for this PROJECT only.

Structural Consultant :
SOMARPE NAGESH

PHE Consultant :
Balu & Associates
Public Health Engineers & Fire Fighting Consultants

Electrical Consultant :
MEC

NOTE:
1. All dimensions are in millimeters.
2. Only written dimensions to be followed.
3. All levels are in meter.
4. All levels indicated are finished levels
5. Any discrepancies or difference between any architectural drawing and other consultant drawings or at site conditions immediate reference is to be made to the architect for clarification prior to the execution of work at site.

Architect:
Lavanya & Shankar ARCHITECTS
Bald Metha Complex,C-Block 3rd floor, 153,Anna salai,Chennai - 15.
Ph 22201055,22201066.
Email: lavanyaandshankar@gmail.com
studiolavanyaandshankar@gmail.com

Client:
इंडियन बैंक Indian Bank

Project:
Proposed Redevelopment of Indian Bank,Velacherry Branch.

DRAWING TITLE:
MARKING LAYOUT

NORTH

Scale: 1:100	Date: 03.01.2024		
Drawn: R.R	Checked: R.R.P	Designed: R.R.P	Approved: R.R.P

JOB NO: CIV/ 238/ 19/ INDIAN BANK

DRG NO: A.1.01 | REV: R0 | SHEET: A3

Z:\PROJECTS\238- INDIAN BANK - VELACHERY\TENDER\INDIAN BANK - 01012

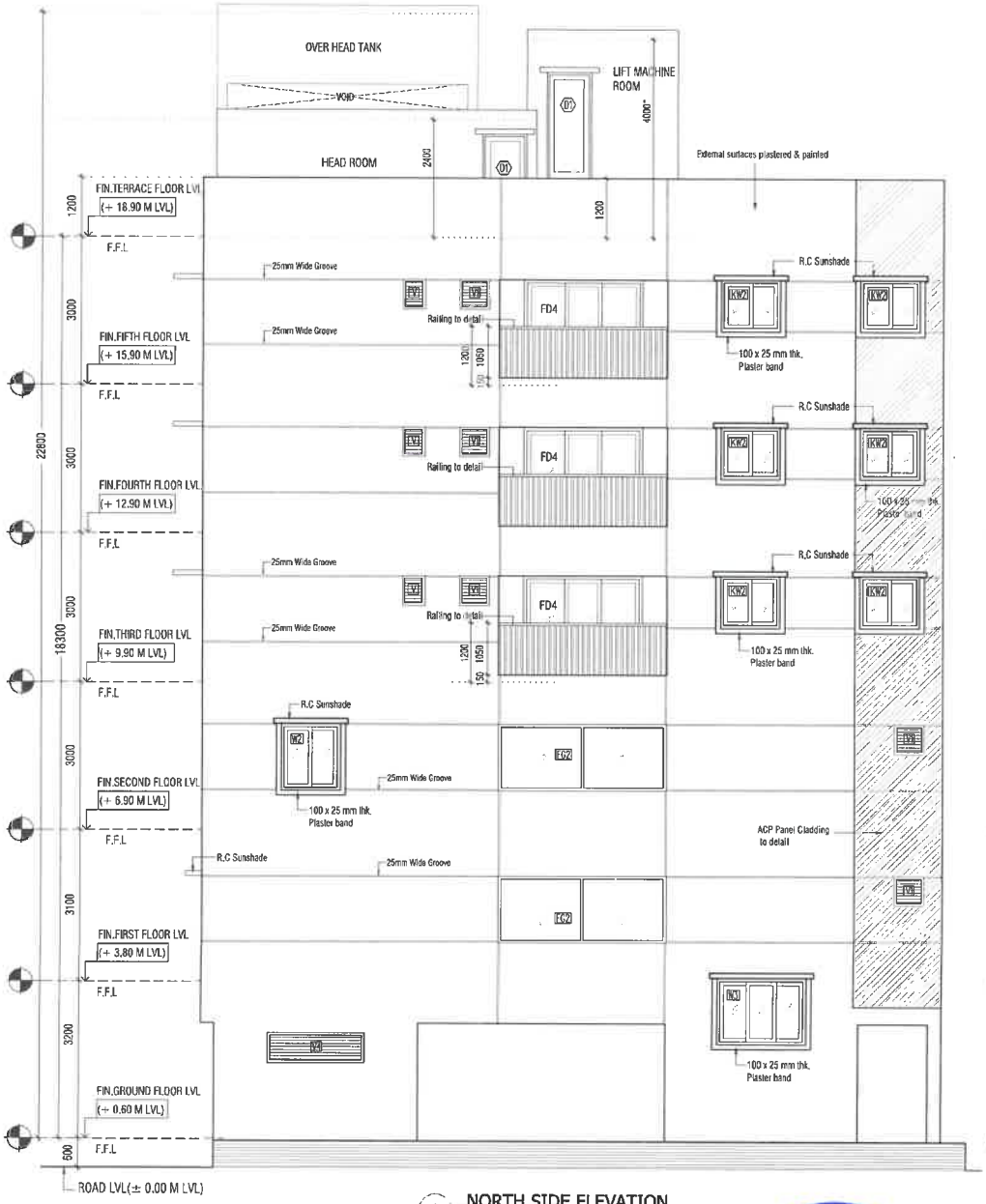

1 NORTH SIDE ELEVATION
1:50

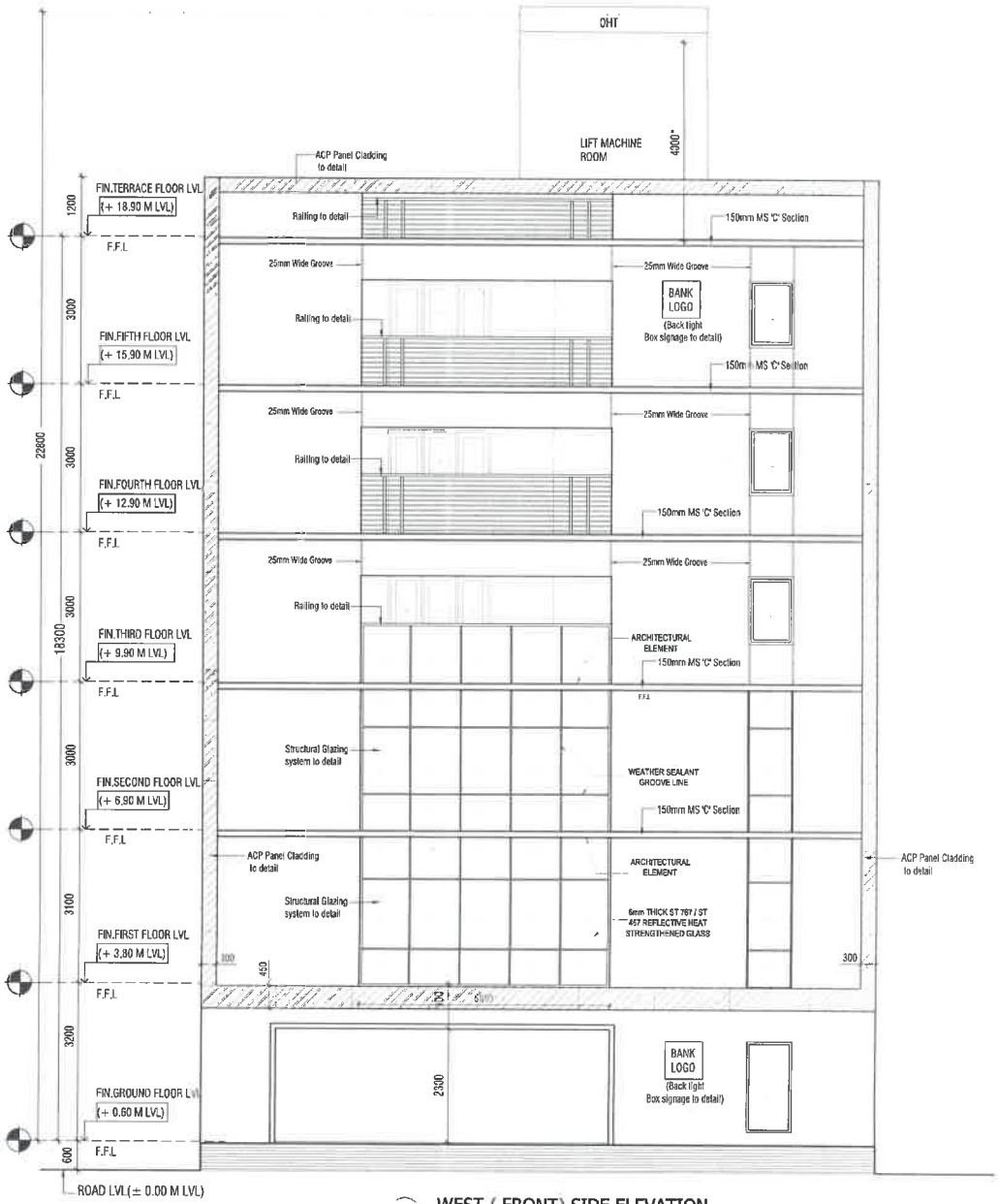

2 WEST (FRONT) SIDE ELEVATION
1:50

REV	DESCRIPTIONS	DRN	DATE

This drawing is the property of LAVANYA AND SHANKAR ARCHITECTS and shall not be passed on to any person not authorized by us to do so. It shall not be copied/modified in part or full without prior permission. The detailed contained in this drawing are for this PROJECT only.

NOTE:
1. All dimensions are in millimeters.
2. Only written dimensions to be followed.
3. All levels are in meter.
4. All levels indicated are finished levels
5. Any discrepancies or difference between any architectural drawing and other consultant drawings or at site conditions immediate reference is to be made to the architect for clarification prior to the execution of work at site.

NOTE - 1
1. Slab sunken details:
a) Toilet slab sunken by 200mm
b) Balcony slab sunken by 75mm
2. Indicates Drop by 25mm.
3. Width of the Ventilator shall be finalized in subsequent stages.

Structural Consultant :
SUNDARAM MACHEER
CONSULTING ENGINEERS,
No-15 , 3rd CROSS STREET,
KAMRAJNAGAR EXTENSION, ADYAR,
CHENNAI-20, PHONE: 2440 4115,
E-MAIL: sunpower@sunpower-sunpower.in

Electrical Consultant :
MEC

PHE Consultant :
Balu & Associates
Public Health Engineers & Fire Fighting Consultants
No. 3/1, Ganapathi Nagar Street, Shankar Nagar, Tambaram, Chennai - 600 126. Kancheepuram Dist. Tamilnadu, India.
Mobile : 9840 - 7 - 9 - 119
balu_associates@yahoo.co.in
balu@balu-associates.com

Architect:
Lavanya & Shankar ARCHITECTS
Bald Mehta Complex, C-Block 2nd floor, 183, Anna road, Chennai - 15.
Ph: 7299105.2229104.
Email: lavanyandshankar@gmail.com
studiolavanyandshankar@gmail.com

Client:
Indian Bank

Project:
Proposed Redevelopment of Indian Bank,Velacherry Branch.

DRAWING TITLE:
NORTH & WEST SIDE ELEVATION

NORTH

Scale: 1:50	Date: 03.01.2024		
Drawn: R.R	Checked: R.R.P	Designed: R.R.P	Approved: R.R.P

JOB NO: CIV / 238 / 19 / INDIAN BANK

DRG NO: A.4.01 | REV: RD | SHEET: A1

Z:\PROJECTS\238- INDIAN BANK - VELACHERY\TENDER\INDIAN BANK - 01012

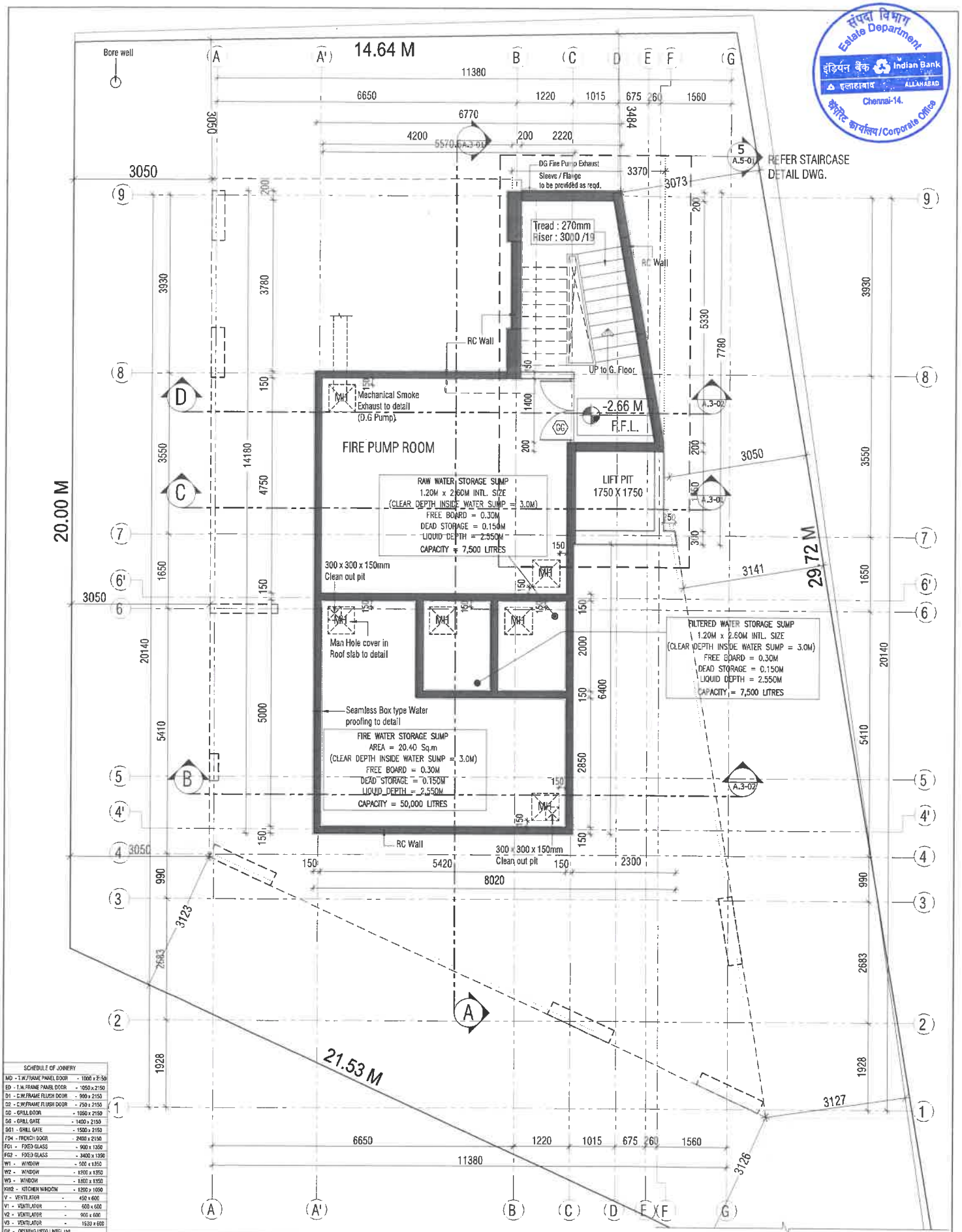

SCHEDULE OF JOINERY	
MD - T.W.FRAME PANEL DOOR	- 1000 x 2150
ED - T.W.FRAME PANEL DOOR	- 1050 x 2150
D1 - C.W.FRAME FLUSH DOOR	- 900 x 2150
D2 - C.W.FRAME FLUSH DOOR	- 750 x 2150
GD - GRILL DOOR	- 1050 x 2150
GG - GRILL GATE	- 1400 x 2150
GG1 - GRILL GATE	- 1500 x 2150
FD4 - FRENCH DOOR	- 2400 x 2150
FG1 - FIXED GLASS	- 900 x 1350
FG2 - FIXED GLASS	- 3400 x 1350
W1 - WINDOW	- 500 x 1350
W2 - WINDOW	- 1200 x 1350
W3 - WINDOW	- 1800 x 1350
KW2 - KITCHEN WINDOW	- 1200 x 1050
V - VENTILATOR	- 450 x 600
V1 - VENTILATOR	- 600 x 600
V2 - VENTILATOR	- 900 x 600
V3 - VENTILATOR	- 1530 x 600
OP - OPENING UPTO LINTEL LVL	

REV	DESCRIPTIONS	DRN	DATE

This drawing is the property of LAVANYAANDSHANKAR ARCHITECTS and shall not be passed on to any person not authorized by us to receive it. It shall not be copied/modified in part or full without prior permission. The detailed furnished in this drawing are for this PROJECT only.

Structural Consultant :
SOMASHEY NAGESH
CONSULTING ENGINEERS,
NO-15 , 3rd CROSS STREET,
KARPAGAM GARDENS, ADYAR,
CHENNAI-20. PHONE: 2446 4410.
E-MAIL: nagesh@somadevnagesh.in

PHE Consultant :
Balu & Associates
Public Health Engineers & Fire Fighting Consultants
Electrical Consultant :
MEC

Architect:
Lavanya & Shankar ARCHITECTS
Bald Metha Complex,C-Block 3rd floor,
185,Anna salai,Chennai - 15.
Ph:22201055,22201056.
Email: lavanyaandshankar@gmail.com
studio@lavanyaandshankar@gmail.com

NOTE:
1. All dimensions are in millimeters.
2. Only written dimensions to be followed.
3. All levels are in meter.
4. All levels indicated are finished levels
5. Any discrepancies or difference between any architectural drawing and other consultant drawings or at site conditions immediate reference is to be made to the architect for clarification prior to the execution of work at site.

NOTE - 1
1. Slab sunken details:
a) Toilet slab sunken by 200mm
2. indicates Drop by 25mm.
3. Width of the Ventilator shall be finalized in subsequent stages.

Client:
इंडियन बैंक Indian Bank

Project:
Proposed Redevelopment of Indian Bank,Velacherry Branch.

DRAWING TITLE:
PUMP ROOM & SUMP PLAN

NORTH

Scale: 1:50	Date: 03.01.2024	
Drawn: R.R	Checked: R.R.P	Designed: R.R.P	Approved: R.R.P

JOB NO: CIV/ 238/ 19/ INDIAN BANK

DRG NO: A.2.02 | REV: R0 | SHEET: A2

Z:\PROJECTS\238- INDIAN BANK - VELACHERY\TENDER\INDIAN BANK - 01012

संपदा विभाग
Estate Department
इंडियन बैंक Indian Bank
इलाहाबाद ALLAHABAD
Chennai-14.
कॉर्पोरेट कार्यालय/Corporate Office

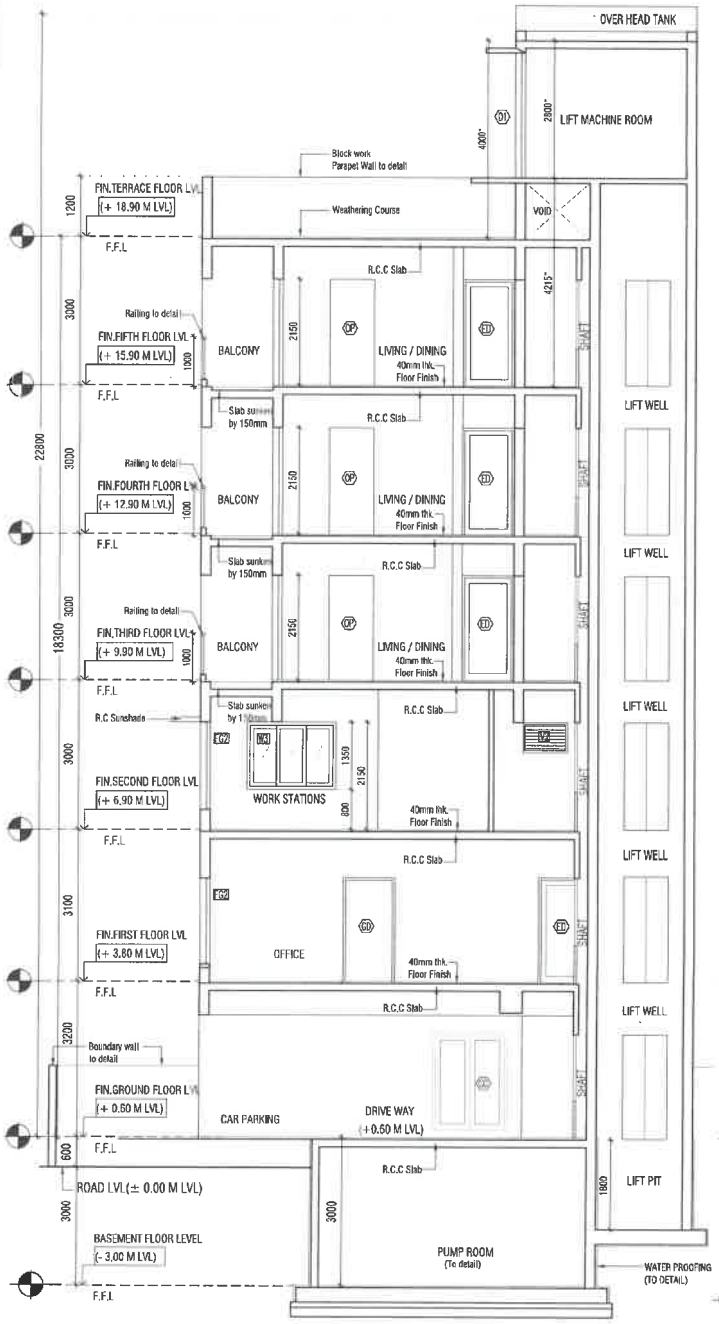

3 SECTION - C
1:50

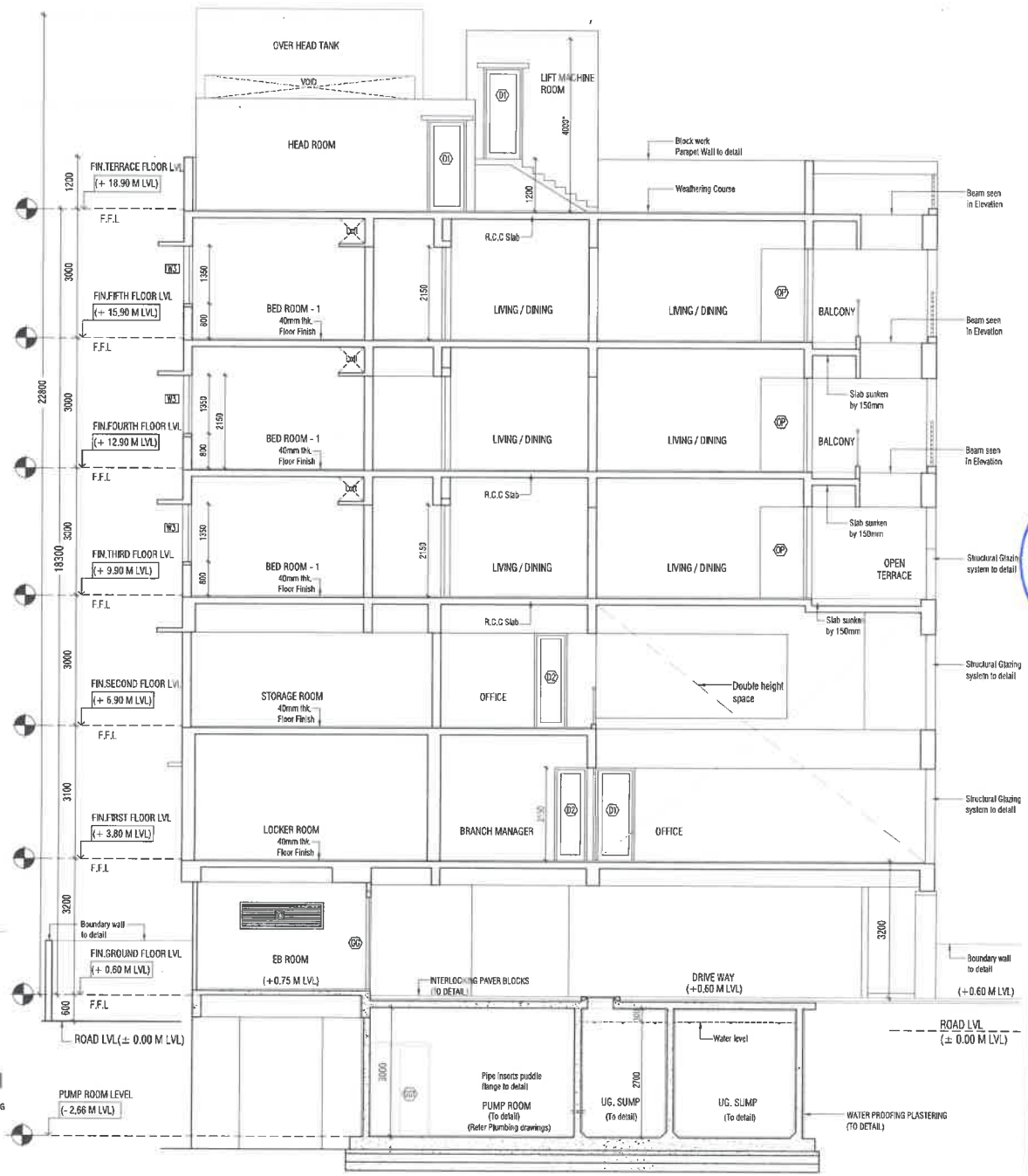

3 SECTION - A
1:50

This drawing is the property of [illegible] ARCHITECTS and is not to be copied or used for any purpose not authorized by us in writing. It should not be used, reproduced or given to third parties without our permission. The details shown on this drawing are for this PROJECT only.

NOTE:

1. All dimensions are in millimetres.
2. Only written dimensions to be followed.
3. All levels are in meter.
4. All levels indicated are finished levels.
5. Any discrepancies or difference between any architectural drawing and other consultant drawings or at site conditions, immediate reference is to be made to the architect for clarification prior to the execution of work at site.

NOTE - 1

1.Slab sunken details.
a) Toilet slab sunken by 200mm
b) Balcony slab sunken by 75mm
2. Indicates Drop by 25mm.
3. Width of the Ventilator shall be finalized in sub-sequent stage.

Estate Department
Corporate Office
Chennai-14.
Indian Bank
ALLAHABAD

REV	DESCRIPTIONS	DRN	DATE

Structural Consultants :

Architect:
Lavanya & Shankar ARCHITECTS
3rd & 4th Floor, E-4 Block, 3rd floor, 153 Anna salai, Chennai - 15
Ph: 7200105025, 7200105047
E-mail: lavanyaandshankar@gmail.com

Client:
Indian Bank

Project:
Proposed Redevelopment of Indian Bank,Velacherry Branch.

DRAWING TITLE:
SECTION - A & C

NORTH

Scale: 1:50	Date: 03.01.2024		
Drawn: RJP	Checked: R.R.P	Designed: R.R.P	Approved: R.R.P

JOB NO: CIV/ 238/ 19 INDIAN BANK

DRG NO: A.3-01

REV: R0

SHEET: A1

Z:\PROJECTS\238- INDIAN BANK - VELACHERY\TENDER\INDIAN BANK - 01012024

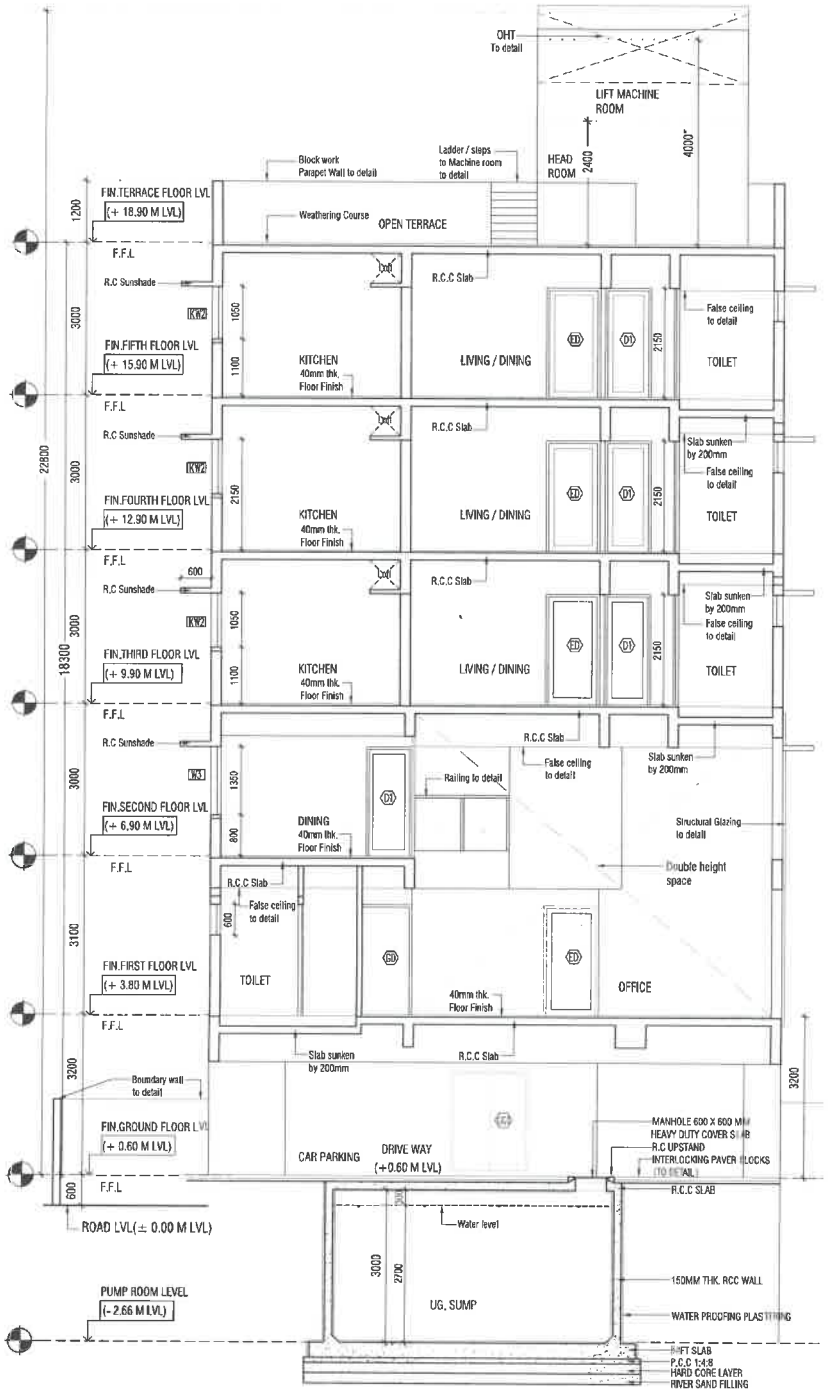

3 SECTION - B
1:50

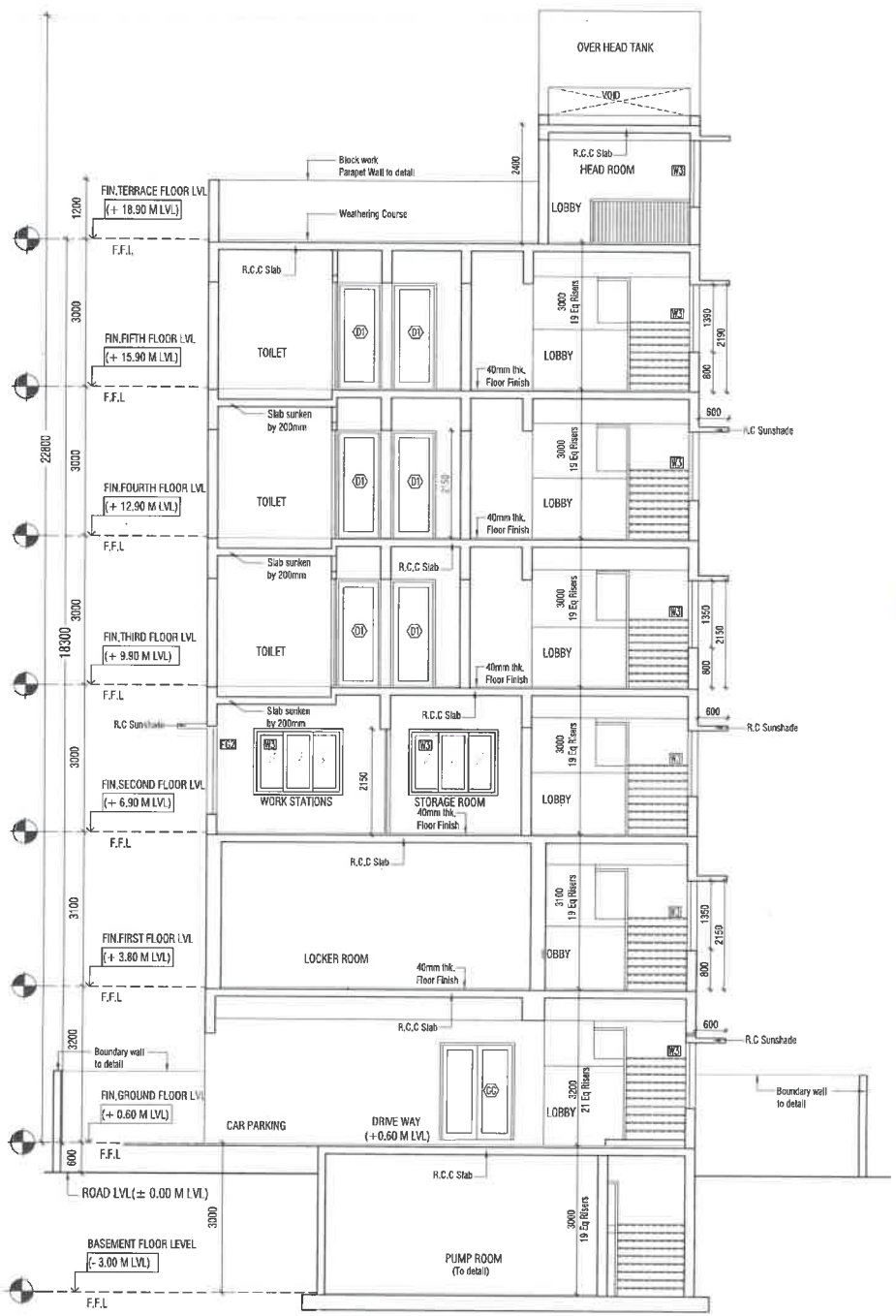

3 SECTION - D
1:50

This drawing is the property of LAVANYA & SHANKAR ARCHITECTS. It shall not be reproduced in part or full without prior permission. The detailed furniture in this drawing are for the PROJECT only.

NOTE:

1. All dimensions are in millimeters.
2. Only written dimensions to be followed.
3. All levels are in meter.
4. All levels indicated are finished levels
5. Any discrepancies or difference between any architectural drawing and other consultant drawings or at site conditions immediate reference is to be made to the architect for clarification prior to the execution of work at site.

NOTE - 1

1. Slab sunken details:
   a) Toilet slab sunken by 200mm
   b) Balcony slab sunken by 75mm
2. Indicates Drop by 25mm.
3. Width of the Ventilator shall be finalized in subsequent stages.

REV	DESCRIPTIONS	DRN	DATE

Structural Consultants :

Architect:

Lavanya & Shankar ARCHITECTS
Site4 Metha Complex,C-Block,3rd floor, 183,Anna salai,Chennai - 15.
Ph:+91(0)44 2220 5011.
Email: lavanyaandshankar@gmail.com
shankaranandlavanya@gmail.com

Client:

Indian Bank

Project:

Proposed Redevelopment of Indian Bank,Velacherry Branch.

DRAWING TITLE:

SECTION - B & D

NORTH

Scale: 1:50	Date: 03.01.2024		
Drawn: R.R	Checked: R.R.P	Designed: R.R.P	Approved: R.R.P

JOB NO: CIV/ 238 / 19 INDIAN BANK

DRG NO: A.3-02

REV: R0

SHEET: A1

Z:\PROJECTS\238- INDIAN BANK - VELACHERY\TENDER\INDIAN BANK - 010120

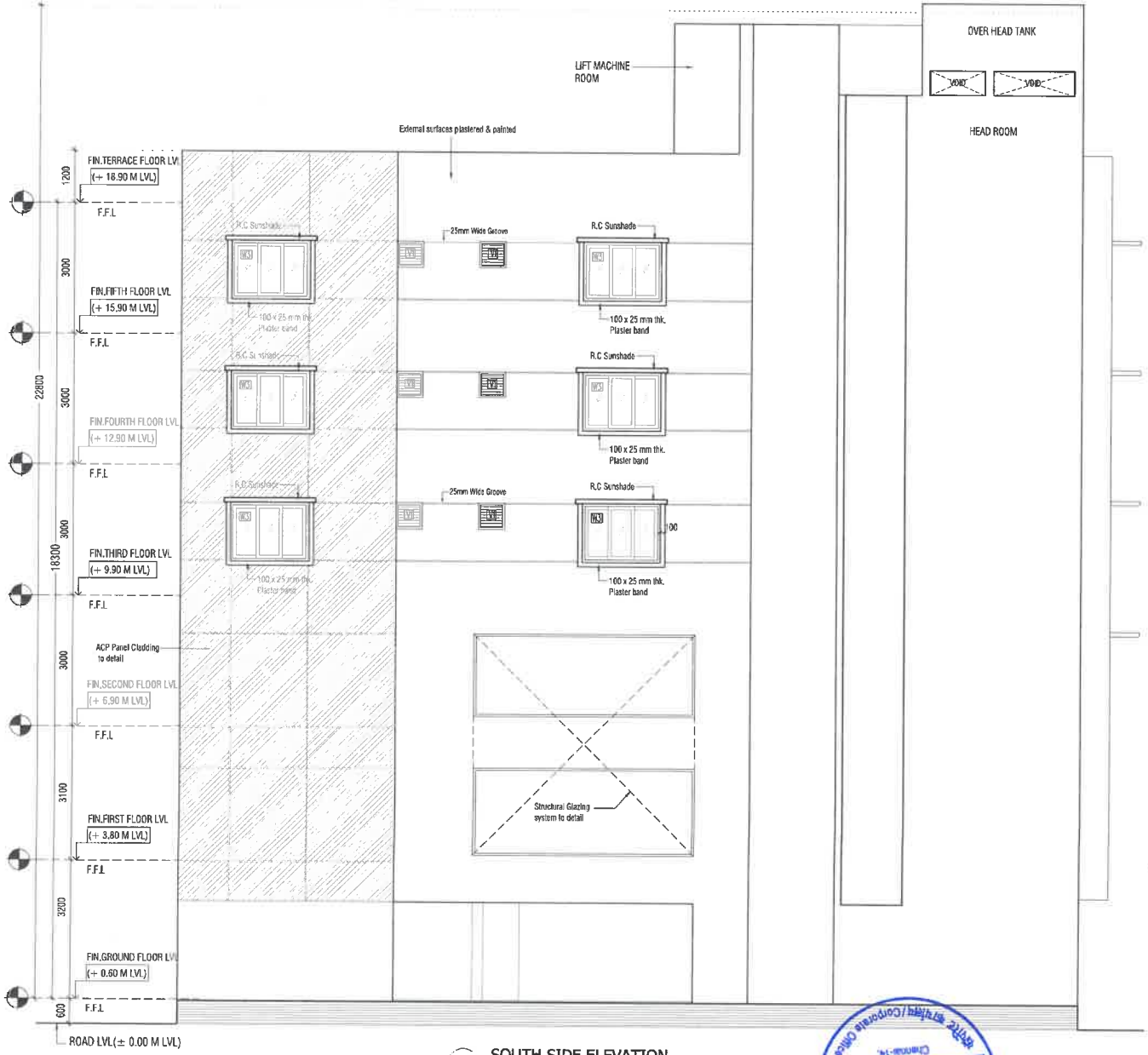

3 SOUTH SIDE ELEVATION
1:50

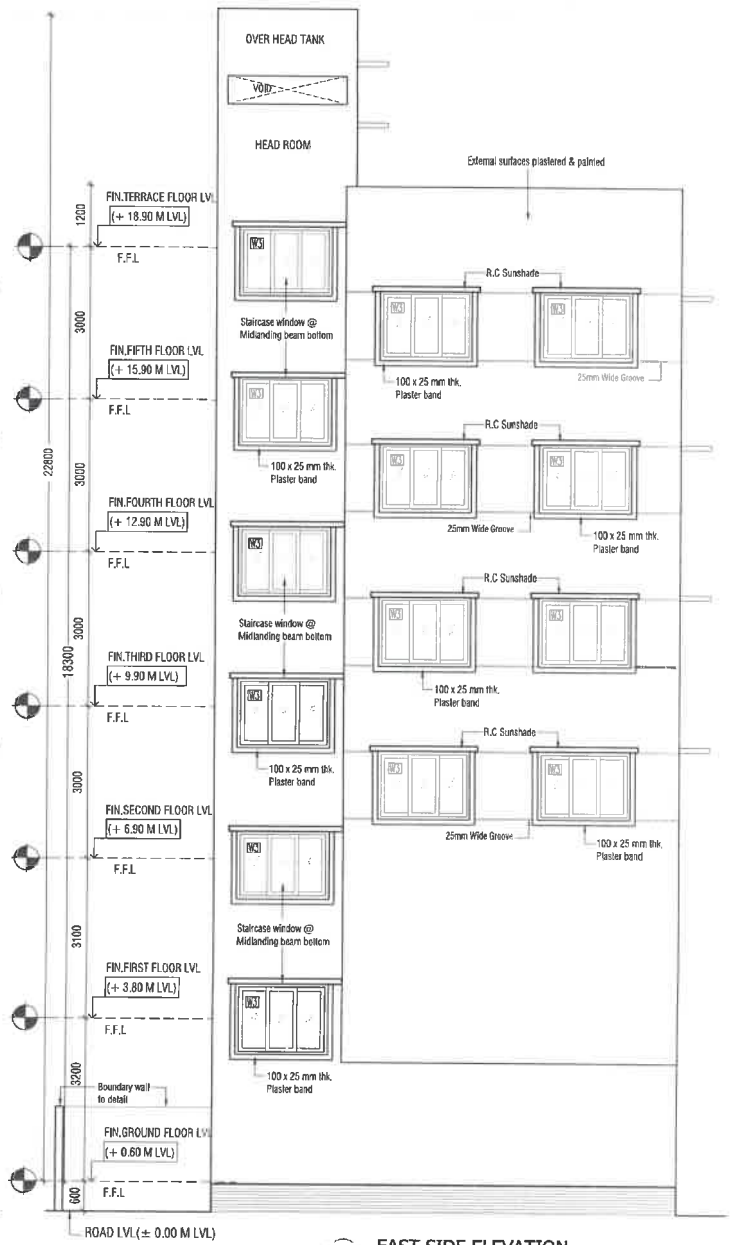

4 EAST SIDE ELEVATION
1:50

REV	DESCRIPTIONS	DRN	DATE

This drawing is the property of LAVANYA MANOHAHAR ARCHITECTS and shall not be used or lent to any person not authorized by us to receive it. It shall not be copied/modified in part or full without prior permission. The detailed furnished on this drawing are for this PROJECT only.

NOTE:
1. All dimensions are in millimeters.
2. Only written dimensions to be followed.
3. All levels are in meter.
4. All levels indicated are finished levels
5. Any discrepancies or difference between any architectural drawing and other consultant drawings or at site conditions immediate reference is to be made to the architect for clarification prior to the execution of work at site.

NOTE - 1
1. Slab sunken details
a) Toilet slab sunken by 200mm
b) Balcony slab sunken by 75mm
2. Indicates Drop by 25mm.
3. Width of the Ventilator shall be finalized in subsequent stages.

Structural Consultant :
SIMALADY MAGESH
CONSULTING ENGINEERS,
NO - 15 , 3rd CROSS STREET,
KAMARAJ NAGAR, ADYAR,
CHENNAI-20, PHONE: 2445 4410,
E-MAIL: magesh@simaladyengineers.in

Electrical Consultant :
MEC

PHE Consultant :
Balu & Associates
Public Health Engineers & Fire Fighting Consultants
No.1, 3rd Kamadhenu Street, Ashok Nagar,
Ch-083, INDIA Telephone No.: 044 - 47426414 / 42615
Email: b_a_pune@vsnl.net
Web site : balu-associates.com
Mobile : balu-associates.com

Architect:
Lavanya & Shankar ARCHITECTS
Bald Media Complex,C-Block, 3rd floor,
163,Anna salai,Chennai - 15.
Ph 22201856,22201564.
Email: lavanyaandshankar@gmail.com
studiolavanyaandshankar@gmail.com

Client:
Indian Bank

Project:
Proposed Redevelopment of Indian Bank,Velacherry Branch.

DRAWING TITLE:
SOUTH & EAST SIDE ELEVATION

NORTH

Scale: 1:50	Date: 03.01.2024		
Drawn: R.R	Checked: R.R.P	Designed: R.R.P	Approved: R.R.P

JOB NO: QV. 238_19_INDIAN BANK

DRG NO: A.4.02 | REV: R0 | SHEET: A1

Z:\PROJECTS\238- INDIAN BANK - VELACHERY\TENDER\INDIAN BANK - 01012

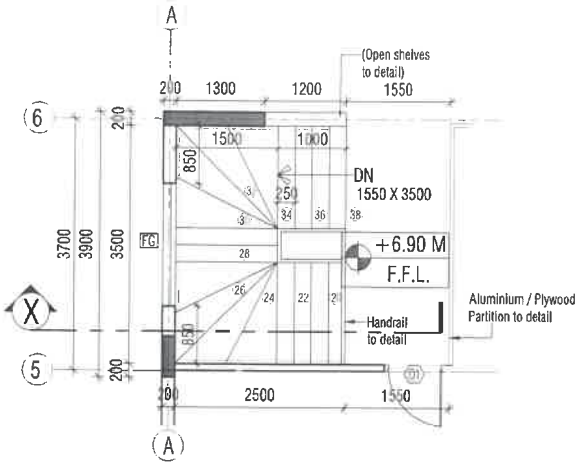

4 SECOND FLOOR PLAN
1:50

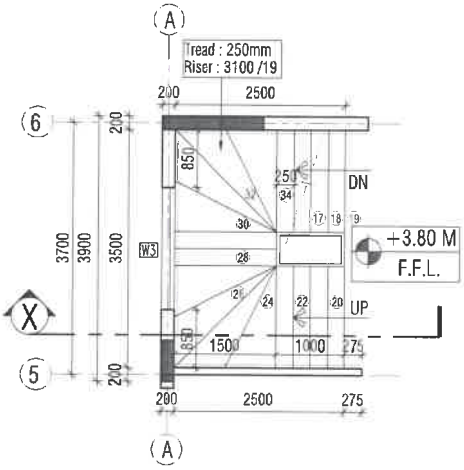

3 FIRST FLOOR PLAN
1:50

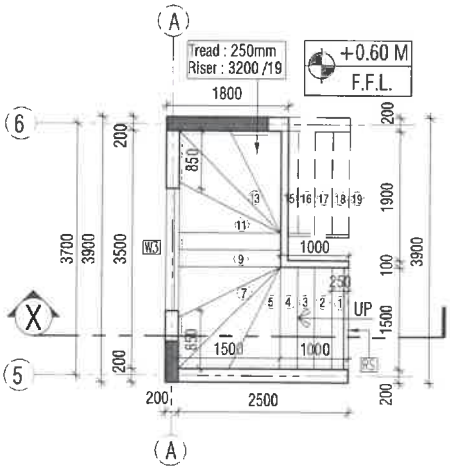

2 GROUND FLOOR PLAN
1:50

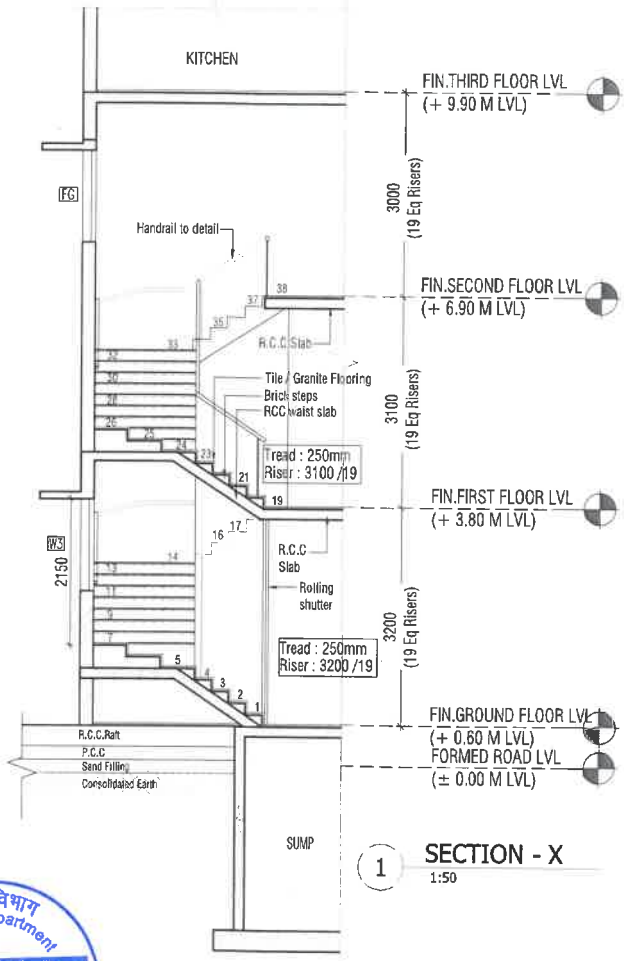

1 SECTION - X
1:50

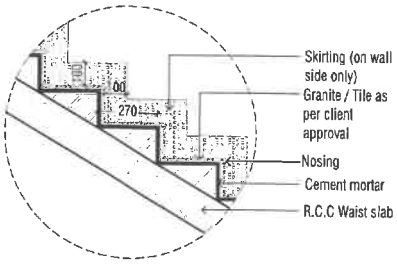

TYPICAL STEP DETAIL A

संपदा विभाग
Estate Department
इंडियन बैंक Indian Bank
इलाहाबाद ALLAHABAD
Chennai-14.
कॉर्पोरेट कार्यालय/Corporate Office

REV	DESCRIPTIONS	DRN	DATE

Electrical Consultant : MEC

Structural Consultant : SOMADEV NAGESH CONSULTING ENGINEERS, NO-15, 3rd CROSS STREET, KASIPADAM GARDENS, ADYAR, CHENNAI-20. PHONE: 2446 4418, E-MAIL: nagesh@somadevnagesh.in

PHE Consultant : Balu & Associates, Public Health Engineers & Fire Fighting Consultants, No.10/20, Mahalakshmi Street, 2nd floor, Tambaram East, Chennai-600 059. Telephone No. 044-43596408, 22322178, E-mail : balu_associates@hotmail.com & balu_associates@yahoo.co.in, Website : www.balu-associates.com

Client: Indian Bank

NOTE:
1. All dimensions are in millimeters.
2. Only written dimensions to be followed.
3. All levels are in meter.
4. All levels indicated are finished levels
5. Any discrepancies or difference between any architectural drawing and other consultant drawings or at site conditions immediate reference is to be made to the architect for clarification prior to the execution of work at site.

Architect: Lavanya & Shankar ARCHITECTS, Bald Metha Complex C-Block 3rd floor, 163, Anna salai, Chennai - 15, Ph:22201055,22201056, Email: lavanyaandshankar@gmail.com, studiolavanyaandshankar@gmail.com

Project: Proposed Redevelopment of Indian Bank, Velacherry Branch.

DRAWING TITLE: STAIRCASE DETAIL

NORTH

Scale: 1:50	Date: 03.01.2024		
Drawn: R.R	Checked: R.R.P	Designed: R.R.P	Approved: R.R.P

JOB NO: CIV / 238 / 19 / INDIAN BANK

DRG NO: A.5.02 | REV: R0 | SHEET: A2

Z:\PROJECTS\238- INDIAN BANK - VELACHERY\TENDER\INDIAN BANK R2 - 010

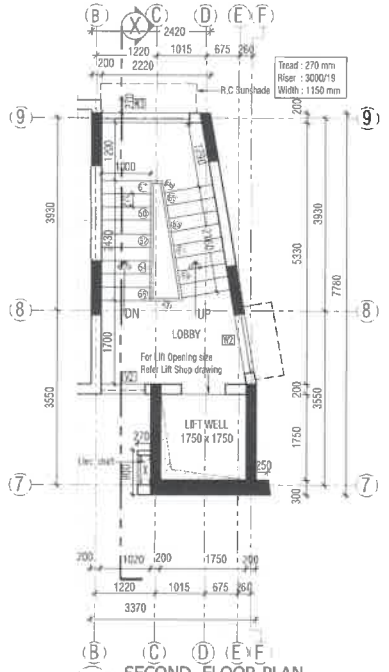

5 SECOND FLOOR PLAN
1:75

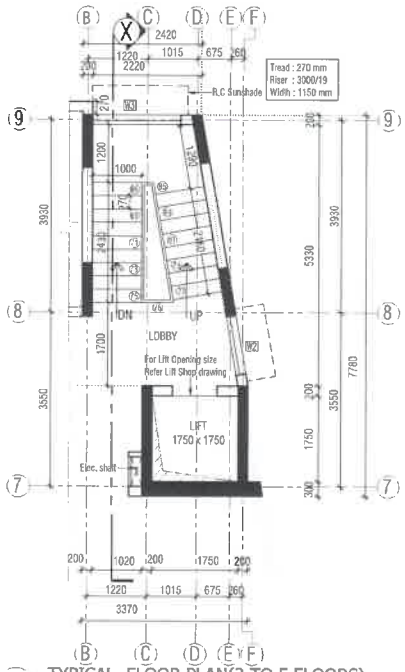

6 TYPICAL FLOOR PLAN(3 TO 5 FLOORS)
1:75

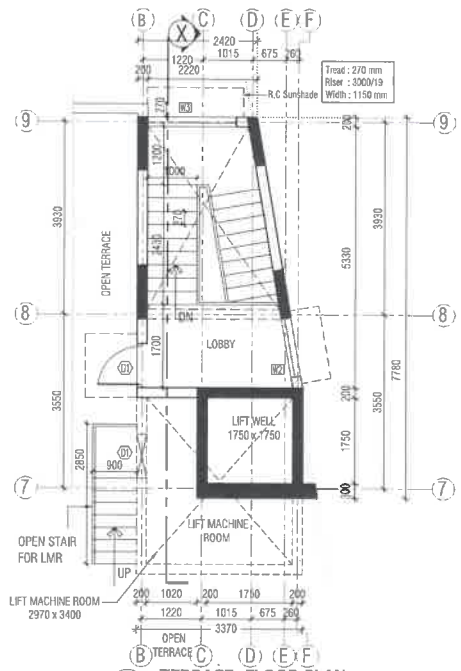

7 TERRACE FLOOR PLAN
1:75

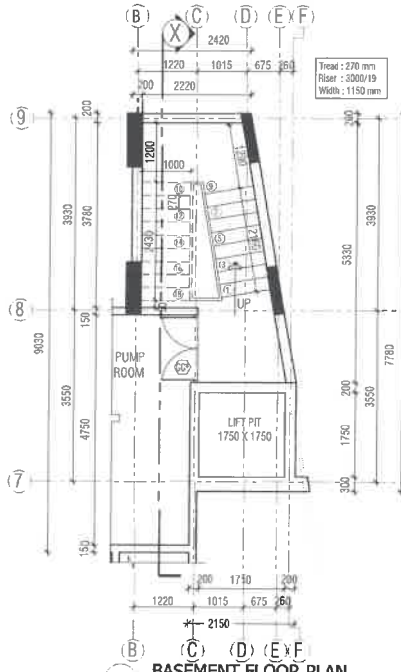

2 BASEMENT FLOOR PLAN
1:75

3 GROUND FLOOR PLAN
1:75

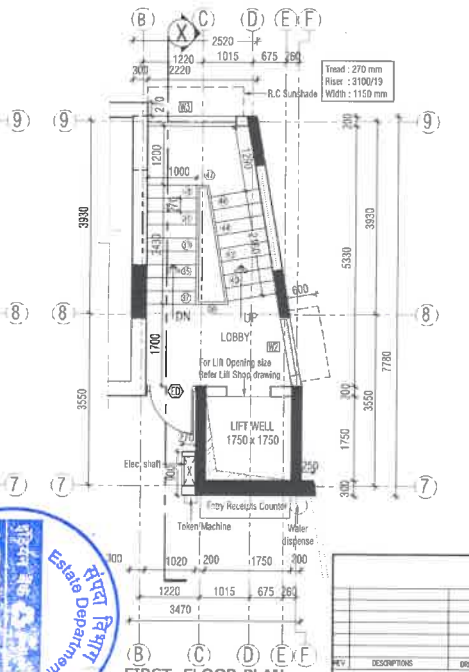

4 FIRST FLOOR PLAN
1:75

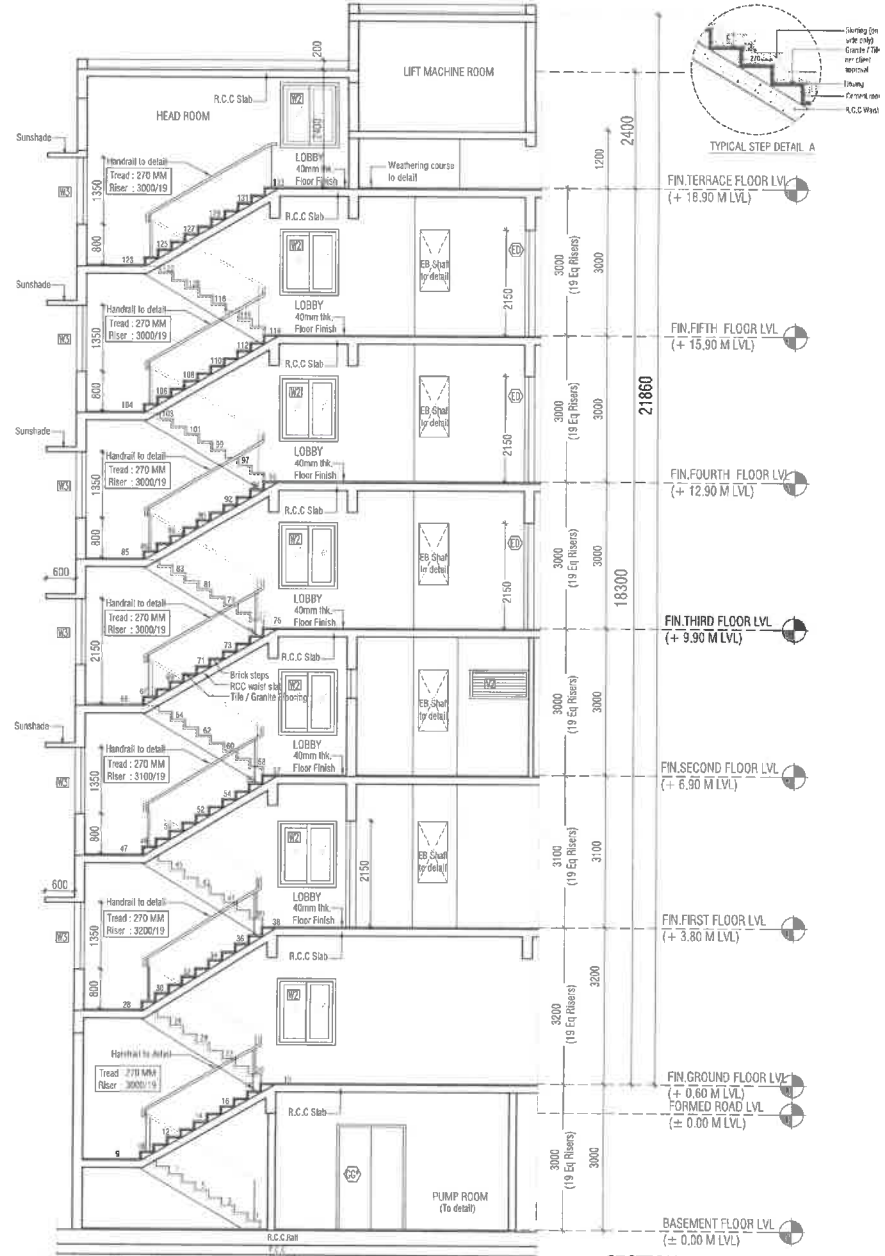

1 SECTION - X
1:75

TYPICAL STEP DETAIL A

REV	DESCRIPTIONS	DRN	CHKD		

Electrical Consultant : MEC

Structural Consultant : SUNDARAM MAGNUM CONSULTING ENGINEERS, 80-16, 2nd CROSS STREET, GOPALAN GARDENS, ASTON, CHENNAI-95, PHONE 2642 4815, E-MAIL magnum@sundarammagnum.in

NOTE:
1. All dimensions are in millimeters.
2. Only written dimensions to be followed.
3. All levels are in meter.
4. All levels indicated are finish levels.
5. Any discrepancy or difference between any architectural drawing and other consultant drawings or site conditions shall immediate intimation is to be made to the project in charge/Architect prior to the execution of work at site.

PHE Consultant : Balu & Associates, Public Health Engineers & Fire Fighting Consultants, No.17/18, Krishnadevaraya Street, Ashok Nagar, Chennai - 83. Ph. 2374 7655, Telephone Fax: 044-24726687, E-mail: balualapakkam@yahoo.in, Balu & Associates, Plot No. 17/18, Krishnadevaraya Street, Ashok Nagar, Chennai - 83.

Architect: Lavanya & Shankar ARCHITECTS, Balaji Mansion, C-Block 3rd floor, 193 Anna Salai, Chennai - 15. Ph: 22351555/22351045. Email: lavanyaandshankar@gmail.com, shrilakshmy.sandshankar@gmail.com

Client: Indian Bank

Project: Proposed Redevelopment of Indian Bank,Velacherry Branch.

DRAWING TITLE: STAIRCASE DETAIL

NORTH

Scale: 1:50 | Date: 03.01.2024

Drawn: R.R | Checked: R.R.P | Designed: R.R.P | Approved: R.R.P

JOB NO: CIV/238/19/INDIAN BANK

DRG NO: A.5.01

REV/PO | SHEET A

Z:\PROJECTS\238 - INDIAN BANK - VELACHERY\TENDER\INDIAN BANK

संपदा विभाग Estate Department Corporate Office Chennai-14.

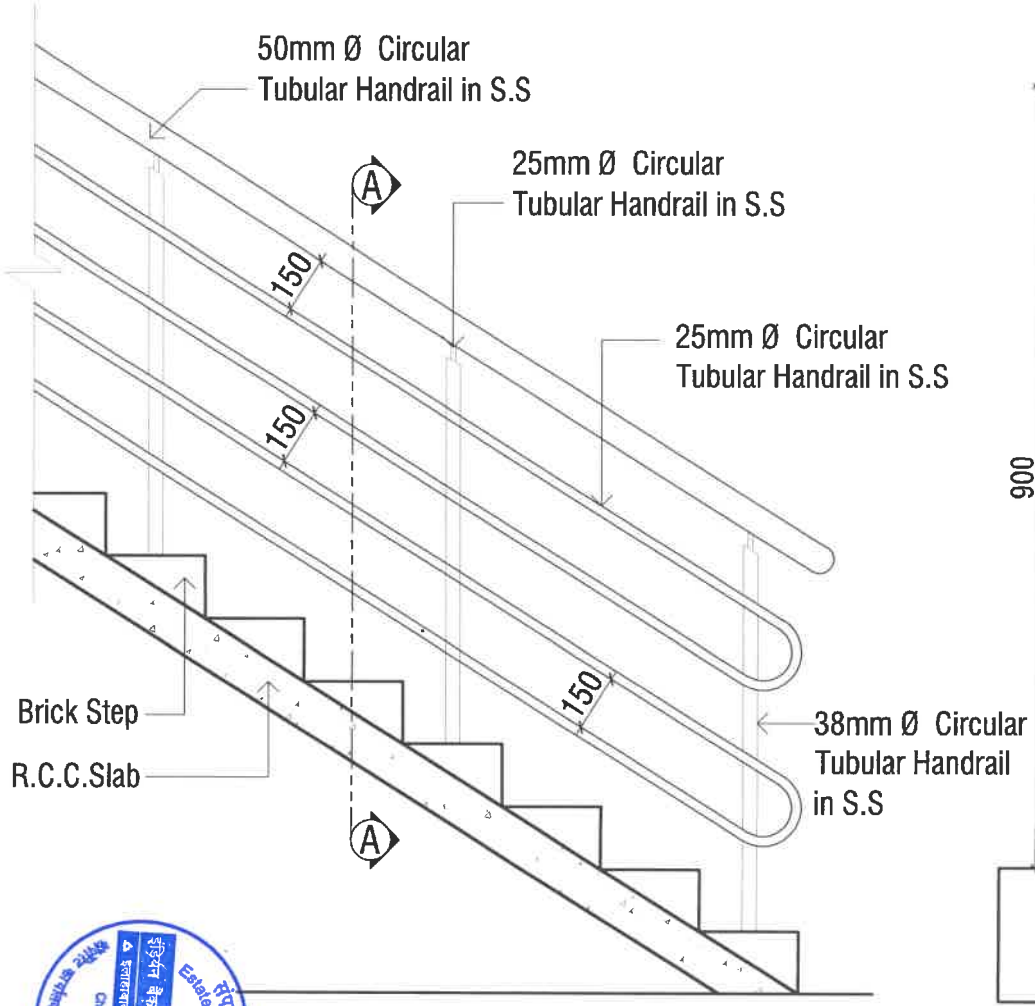

STAIRCASE HAND RAIL DETAIL

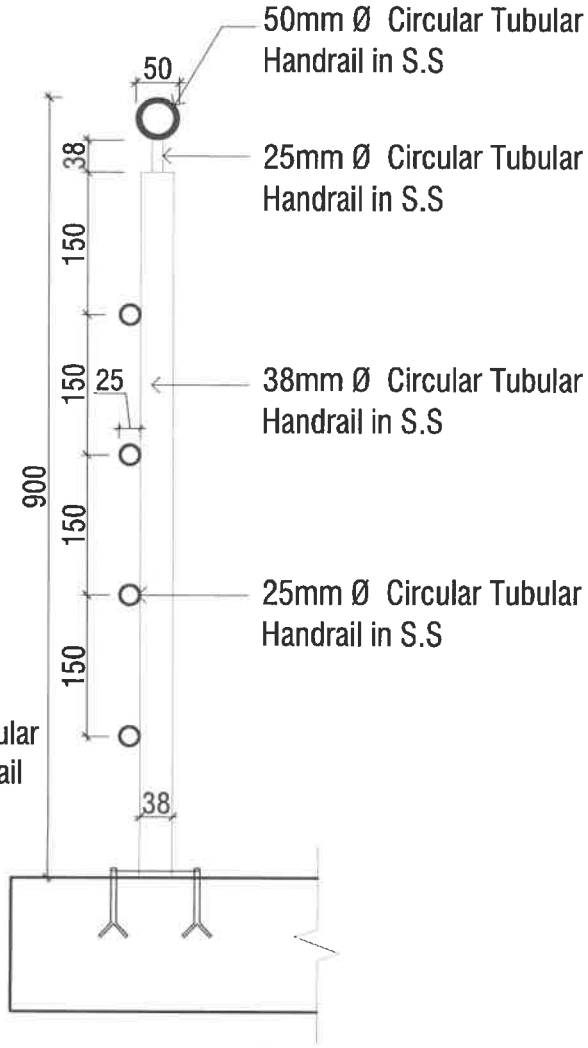

SECTION - AA

NOTE:

1. All dimensions are in millimeters.
2. Only written dimensions to be followed.
3. All levels are in meter.
4. All levels indicated are finished levels
5. Any discrepancies or difference between any architectural drawing and other consultant drawings or at site condition immediate reference is to be made to the architect for clarification prior to the execution of work at site.

Structural Consultants :

Architect:

Lavanya & Shankar ARCHITECTS

Client:

Indian Bank

Project:

Proposed Redevelopment of Indian Bank,Velacherry Branch.

DRAWING TITLE:

STAIRCASE HANDRAIL DETAIL

NORTH

Scale: 1:50 | Date: 08.09.2020

Drawn: RJB | Checked: RJP | Designed: RJP | Approved: RJP

JOB NO: CN/23R/18/INDIAN BANK

DRG NO: A.5.03 | REV: R0 | SHEET: A4

संपदा विभाग Estate Department
Indian Bank
Corporate Office
Chennai-14

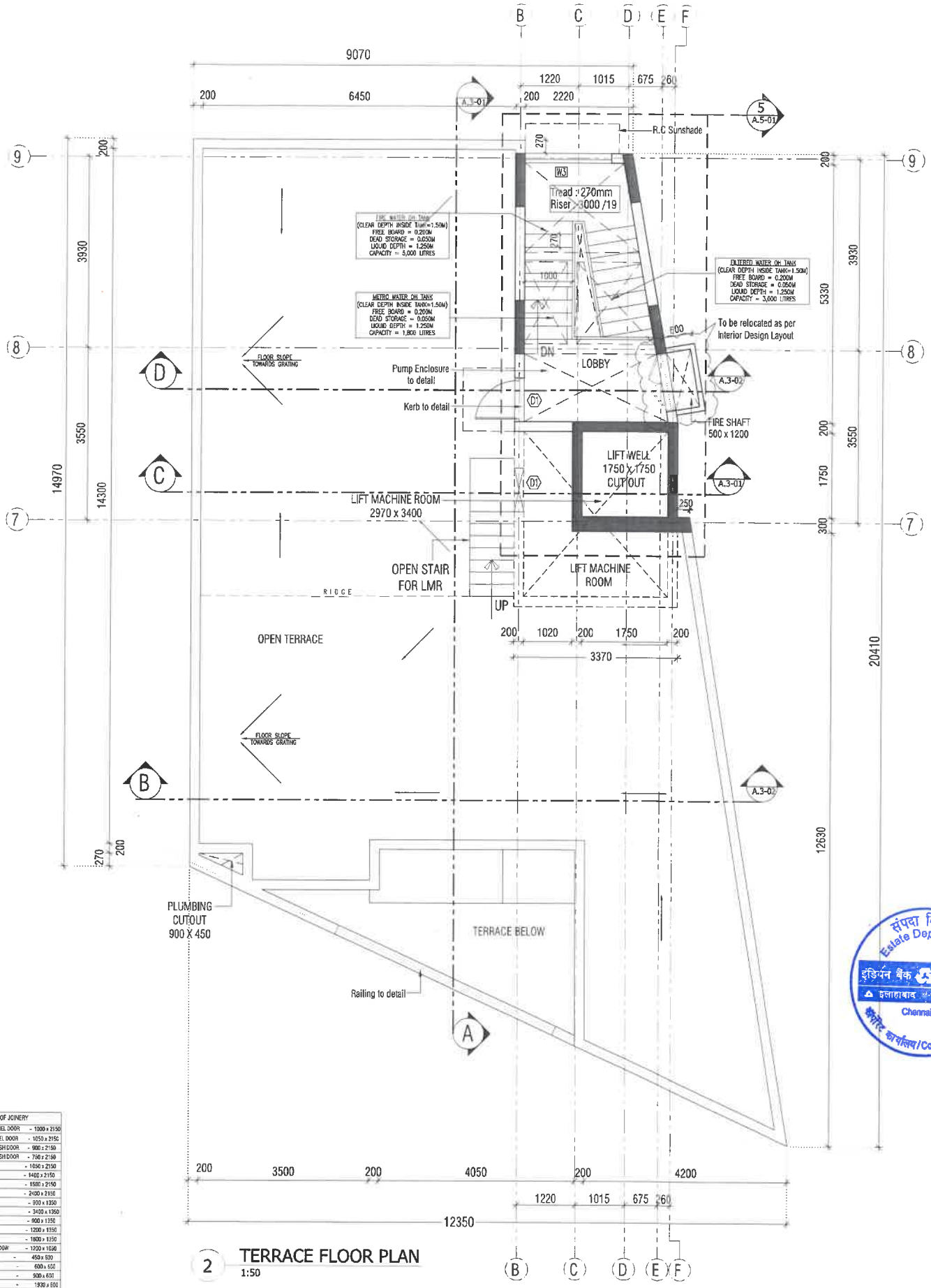

2 TERRACE FLOOR PLAN

1:50

SCHEDULE OF JOINERY	
MD - T.W.FRAME PANEL DOOR	- 1000 x 2150
ED - T.W.FRAME PANEL DOOR	- 1050 x 2150
D1 - C.W.FRAME FLUSH DOOR	- 900 x 2150
D2 - C.W.FRAME FLUSH DOOR	- 750 x 2150
GD - GRILL DOOR	- 1050 x 2150
GS - GRILL GATE	- 1400 x 2150
GG1 - GRILL GATE	- 1500 x 2150
FD4 - FRENCH DOOR	- 2400 x 2150
FG1 - FIXED GLASS	- 900 x 1350
FG2 - FIXED GLASS	- 3400 x 1350
W1 - WINDOW	- 900 x 1350
W2 - WINDOW	- 1200 x 1350
W3 - WINDOW	- 1800 x 1350
KW2 - KITCHEN WINDOW	- 1200 x 1050
V - VENTILATOR	- 450 x 600
V1 - VENTILATOR	- 600 x 600
V2 - VENTILATOR	- 900 x 600
V3 - VENTILATOR	- 1800 x 600
OP - OPENING UPTO LINTEL LVL.	

REV	DESCRIPTIONS	DRN	DATE

This drawing is the property of LAVANYAANDSHANKAR ARCHITECTS and shall not be passed on to any person not authorized by us to receive it. It shall not be copied/modified in part or full without prior permission. The detailed furnished in this drawing are for this PROJECT only.

Structural Consultant :
SOMADEV NAGESH
CONSULTING ENGINEERS,
NO-18 , 3rd CROSS STREET,
KARPAGAM GARDENS, ADYAR,
CHENNAI-20. PHONE: 2446 4416,
E-MAIL: nagesh@somadevnagesh.in

PHE Consultant :
Balu & Associates
Public Health Engineers & Fire Fighting Consultants

Electrical Consultant :
MEC

NOTES:
1. All dimensions are in millimeters.
2. Only written dimensions to be followed.
3. All levels are in meter.
4. All levels indicated are finished levels
5. Any discrepancies or difference between any architectural drawing and other consultant drawings or at site conditions immediate reference is to be made to the architect for clarification prior to the execution of work at site.

NOTE - 1
1. Slab sunken details:
a) Toilet slab sunken by 200mm
2. Indicates Drop by 25mm.
3. Width of the Ventilator shall be finalized in subsequent stages.

Architect:
Lavanya & Shankar ARCHITECTS
Baid Mehta Complex,C-Block 3rd floor,
183,Anna salai,Chennai - 15.
Ph:22201055,22201656.
Email: lavanyaandshankar@gmail.com
shankarlavanyaandshankar@gmail.com

Client:
इंडियन बैंक Indian Bank

Project:
Proposed Redevelopment of Indian Bank,Velacherry Branch.

DRAWING TITLE:
TERRACE FLOOR PLAN

NORTH

Scale: 1:50	Date: 03.01.2024		
Drawn: R.R	Checked: R.R.P	Designed: R.R.P	Approved: R.R.P

JOB NO: CIV/ 238/ 19/ INDIAN BANK

DRG NO: A.2.05 | REV: R0 | SHEET: A2

Z:\PROJECTS\238- INDIAN BANK - VELACHERY\TENDER\INDIAN BANK - 01012

संपदा विभाग
Estate Department
इंडियन बैंक
इलाहाबाद
Chennai-14.
कॉर्पोरेट कार्यालय/Corporate Office

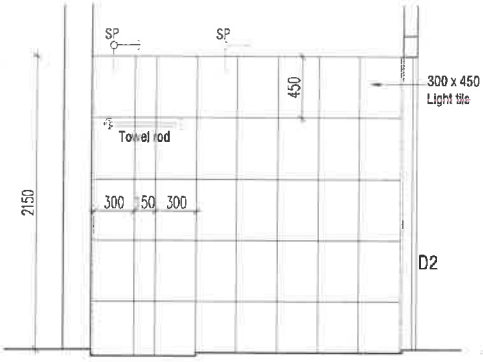

3 SECTIONAL ELEVATION - 27
1:25

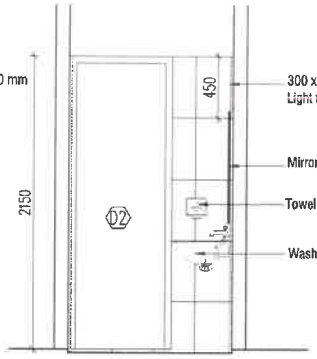

3 SECTIONAL ELEVATION - 28
1:25

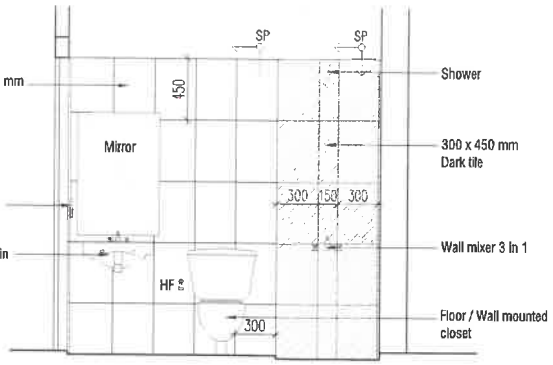

3 SECTIONAL ELEVATION - 29
1:25

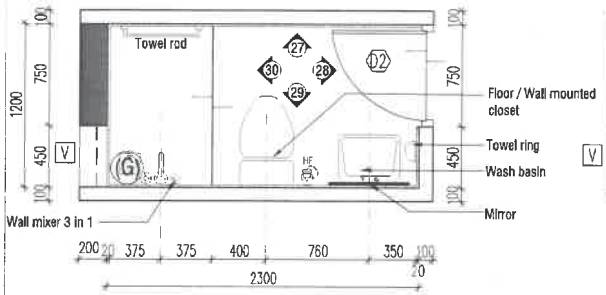

TOILET - 2
2300 X 1200

1 PLAN
1:25

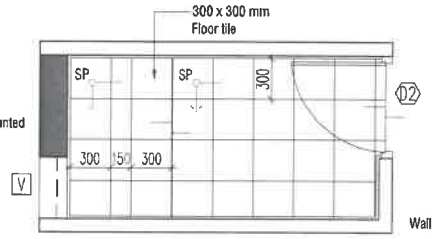

2 FLOORING
1:25

BEDROOM - 2

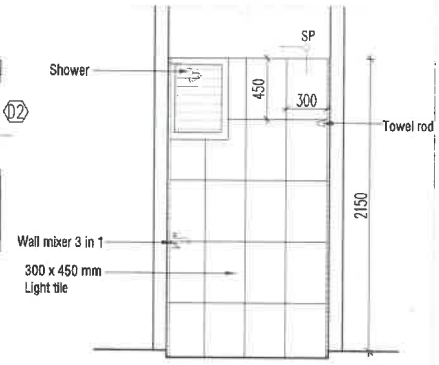

3 SECTIONAL ELEVATION - 30
1:25

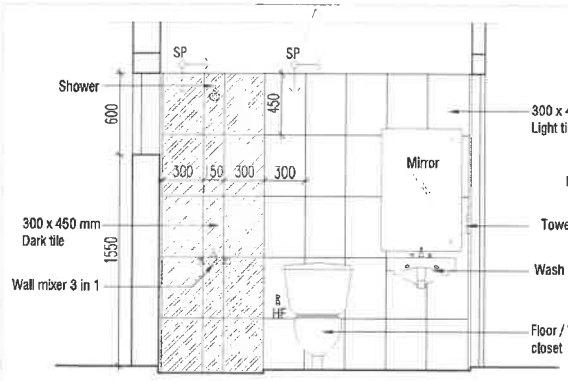

3 SECTIONAL ELEVATION - 23
1:25

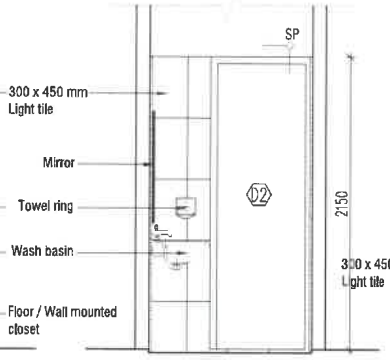

3 SECTIONAL ELEVATION - 24
1:25

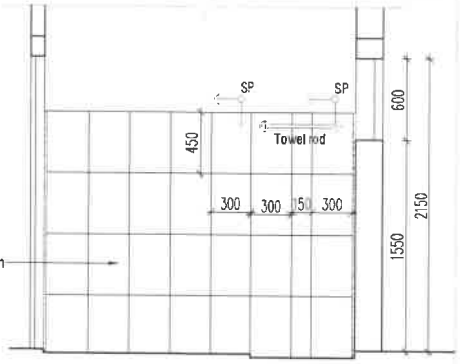

3 SECTIONAL ELEVATION - 25
1:25

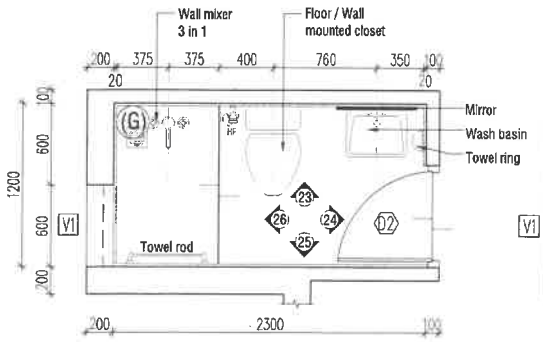

TOILET - 1
2300 X 1200

1 PLAN
1:25

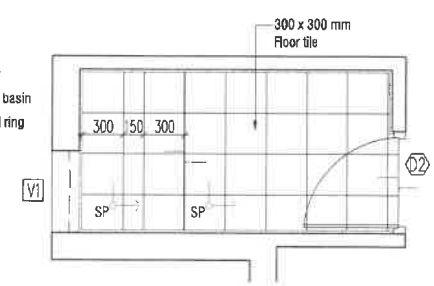

2 FLOORING
1:25

COMMON TOILET

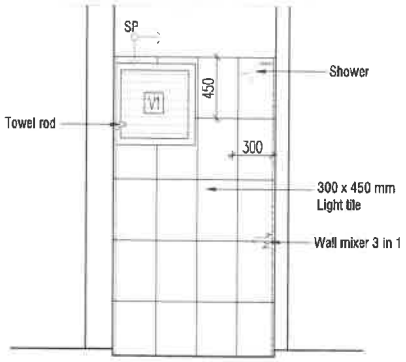

3 SECTIONAL ELEVATION - 26
1:25

REV	DESCRIPTIONS	DRN	DATE

NOTE:
1. All dimensions are in millimete
2. Only written dimensions to be fo
3. All levels are in meter.
4. All levels indicated are finished l
5. Any discrepancies or difference
drawing and other consultant drawi
immediate reference is to be made to
clarification prior to the execution of work
6. Indicates Drop by 25mm.

संपदा विभाग Estate Department इंडियन बैंक Indian Bank इलाहाबाद Chennai-14

Structural Consultant :
OMADEV NAGESH
CONSULTING ENGINEERS,
No. 5, 3rd CROSS STREET,
KASTURI GARDENS, ADYAR,
CHENNAI-20. PHONE: 2448 4410,
E-MAIL: nagesh@omnadevnagesh.in

PHE Consultant :
Bahu & Associates
Public Health Engineers & Fire Fighting Consultants
No.1005, Mahalakshmi Street, 2nd floor, Tambaram East,
Chennai - Mo 600, Telephone No.: 044 - 43586400, 22462179
E-mail : bahu_associates@rediffmail.com
bahu_associates@yahoo.co.in
Website : www.bahuassociates.com

Client:
इंडियन बैंक Indian Bank

Architect:
Lavanya & Shankar ARCHITECTS
Bakil Metha Complex,C-Block 3rd floor,
163,Anna salai,Chennai - 15.
Ph:22201055,22201065,
Email lavanyaandshankar@gmail.com
studiolavanyaandshankar@gmail.com

Project:
Proposed redevelopment of "INDIAN BANK" Velachery Branch

DRAWING TITLE:
TOILET DETAIL
FLAT - 1
NORTH

Scale: 1:25 | Date: 03.01.2024
Drawn: Niha | Checked: R.R.P | Designed: R.R.P | Approved: Ar.Shankar

JOB NO: CIV/ 209/ 18/ SIRUSERI
DRG NO: A.6.03 (SH 1 OF 2) | REV: R0 | SHEET: A2
Z:\PROJECTS\238- INDIAN BANK - VELACHERY\TENDER\INDIAN BANK R2 - 01

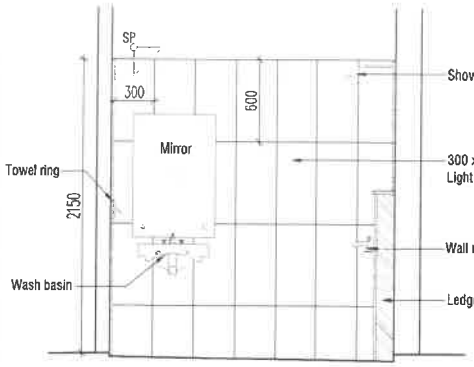

3 SECTIONAL ELEVATION - 25
1:25

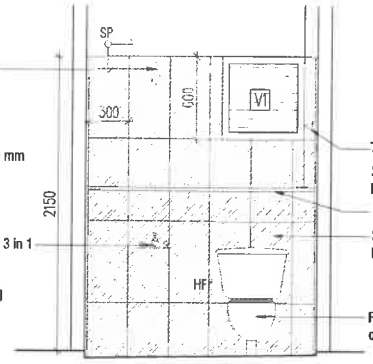

3 SECTIONAL ELEVATION - 26
1:25

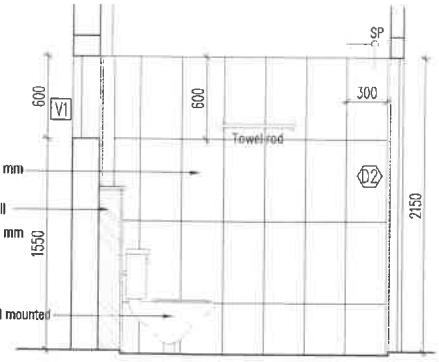

3 SECTIONAL ELEVATION - 27
1:25

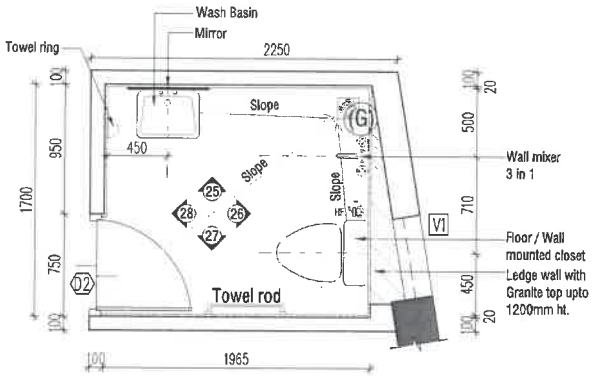

TOILET - 2
1965 x 1700

1 PLAN
1:25

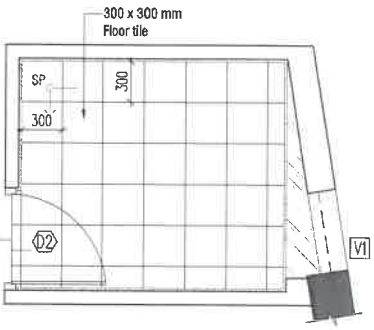

2 FLOORING
1:25

BEDROOM - 2

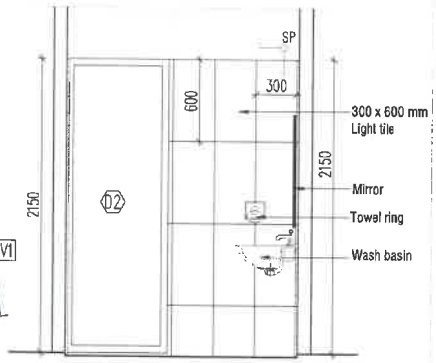

3 SECTIONAL ELEVATION - 28
1:25

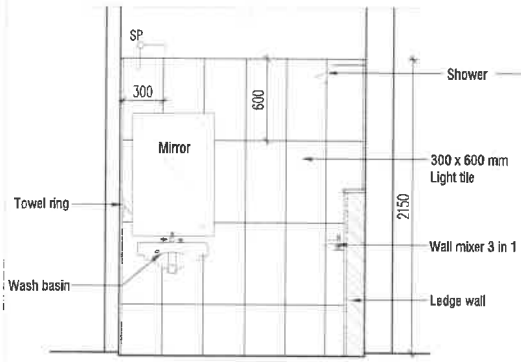

3 SECTIONAL ELEVATION - 21
1:25

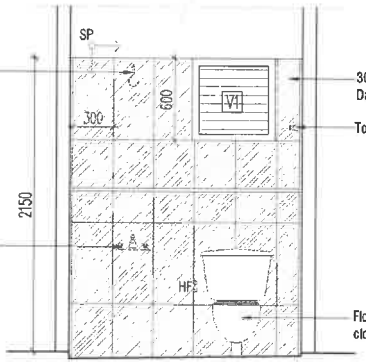

3 SECTIONAL ELEVATION - 22
1:25

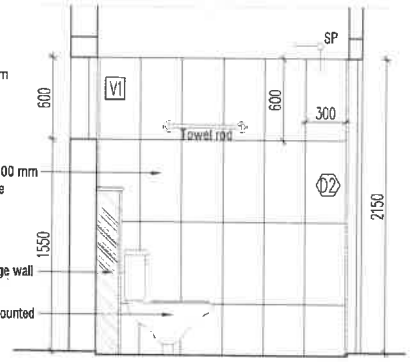

3 SECTIONAL ELEVATION - 23
1:25

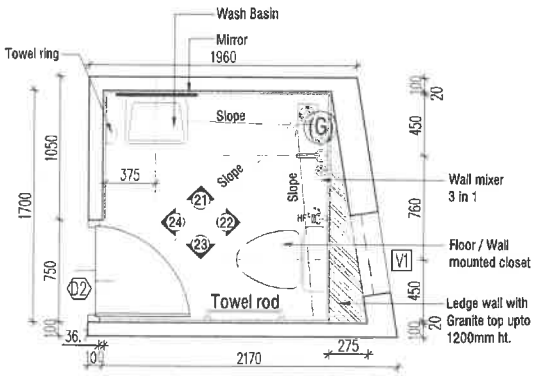

TOILET - 1
1675 x 1700

1 PLAN
1:25

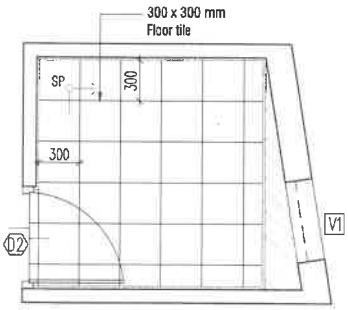

2 FLOORING
1:25

COMMON TOILET

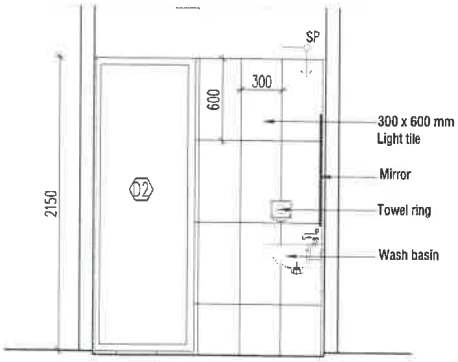

3 SECTIONAL ELEVATION - 24
1:25

REV	DESCRIPTIONS	DRN	DATE

NOTE:
1. All dimensions are in millimeters.
2. Only written dimensions to be followed.
3. All levels are in meter.
4. All levels indicated are finished levels.
5. Any discrepancies or difference between drawing and other consultant drawings immediate reference is to be made to clarification prior to the execution of work.
6. Indicates Drop by 25mm.

संपदा विभाग Estate Department इंडियन बैंक इलाहाबाद Chennai-14. कॉर्पोरेट कार्यालय / Corporate Office

Structural Consultant :
SOMADEV NAGESH
CONSULTING ENGINEERS, NO 15, 3rd CROSS STREET, KASTURBA GARDENS, ADYAR, CHENNAI-20. PHONE: 2446 4410, nagesh@somadevnagesh.in

PHE Consultant :
Balu & Associates
Public Health Engineers & Fire Fighting Consultants
No.154M, Mahalakshmi Street, 3rd floor, Tambaram East, Chennai - 600 059. Tally/Acme No : 044 - 42894009, 32201179
E.mail : balu_associates@hotmail.com & balu_associates@yahoo.co.in
Website : www.balualassociates.com

Client:
इंडियन बैंक Indian Bank

Architect:
Lavanya & Shankar ARCHITECTS
Bald Metha Complex,C-Block 3rd floor, 183,Anna salai,Chennai - 15.
Ph.22201055,22201066,
Email: lavanyaandshankar@gmail.com
shankaranyaandshankar@gmail.com

Project:
Proposed redevelopment of "INDIAN BANK" Velachery Branch

DRAWING TITLE:
TOILET DETAIL
FLAT - 2

NORTH

Scale: 1:25 | Date: 03.01.2024
Drawn: Niho | Checked: R.R.P | Designed: R.R.P | Approved: Ar.Shankar

JOB NO: CIV/ 209/ 18/ SIRUSERI
DRG NO: A.6.03 (SH 2 OF 2)
REV: R0
SHEET: A2

Z:\PROJECTS\238- INDIAN BANK - VELACHERY\TENDER\INDIAN BANK R2 - 01

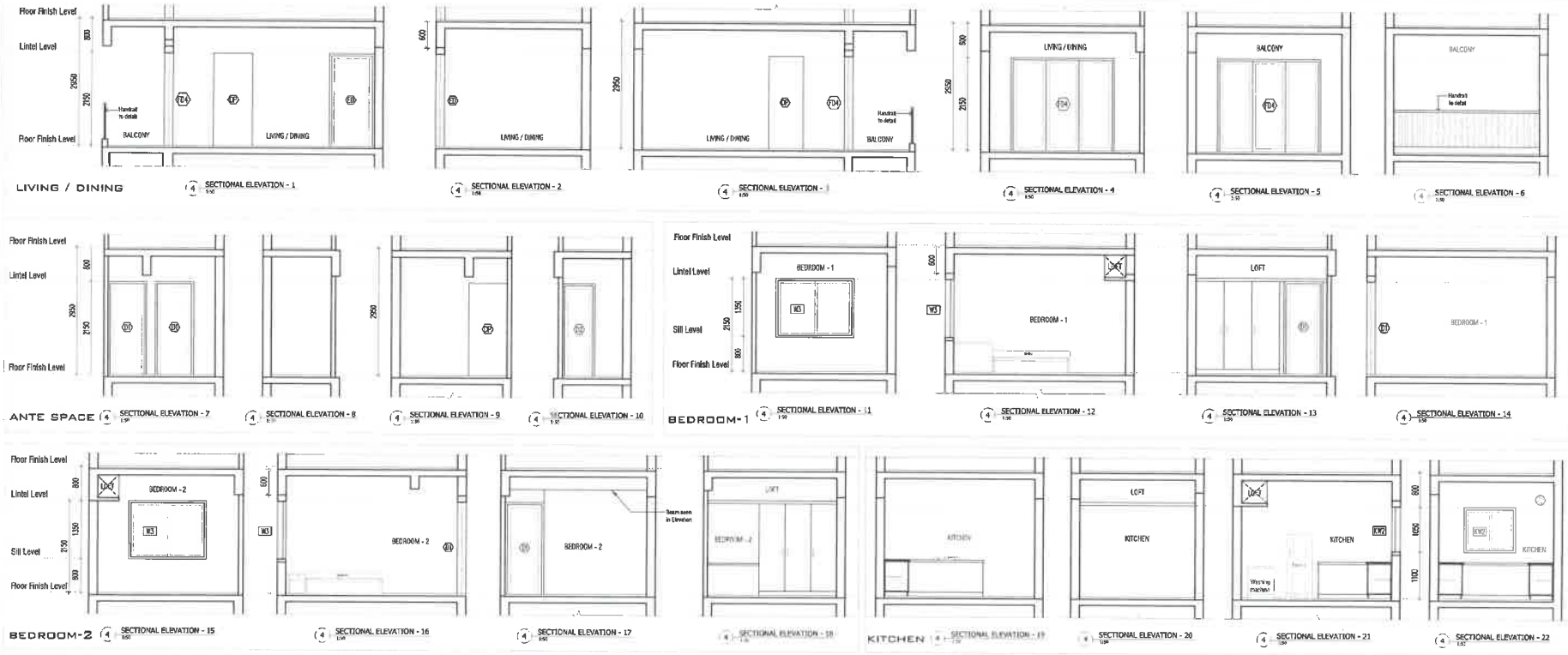

NOTE:

1. All dimensions are in millimeters.
2. Only written dimensions to be followed.
3. All levels are in meter.
4. All levels indicated are finished levels
5. Any discrepancies or difference between any architectural drawing and other consultant drawings or at site conditions immediate reference is to be made to the architect for clarification prior to the execution of work at site.
6. Indicates Drop by 25mm.

SCHEDULE OF JOINERY

NO.	DESCRIPTIONS	SIZE
ED	ENTRANCE DOOR	1050 X 2150
D1	PANEL DOOR	900 X 2150
D2	PANEL DOOR	750 X 2150
FD4	FRENCH DOOR	2400 X 2150
W1	WINDOW – 1	900 X 1350
W2	WINDOW – 2	1200 X 1350
W3	WINDOW – 3	1800 X 1350
KW2	KITCHEN WINDOW	1200 X 1050
V	VENTILATOR	450 X 600
V1	VENTILATOR	600 X 600
OP	OPENING UPTO LINTEL LVL	

LEGEND

External Wall 230mm Concrete Block
Internal Wall 150mm Hollow Block
Internal Wall 230mm A.C.C Block

ELECTRICAL LEGEND:

- DATABAND
- PLUG - 5 AMPS (SA)
- TELEPHONE (T)
- SWITCH (SB)
- CHANDELIER (C)
- GEYSER (G)
- 15 AMPS (15A)
- MIRROR LIGHT (ML)
- WALL LIGHT (WL)
- TUBE LIGHT (TL)
- FAN (F)
- OUTSIDE LIGHT (OL)
- CEILING LIGHT (CL)
- EXHAUST FAN (E)
- ANTENNA (A)
- AC 20 AMPS SOCKET
- CALLING BELL (CB)
- CALL PUSH (CP)
- SPLIT AC
- WALL MOUNTED FAN

ELECTRICAL NOTES :

1. Top of Distribution board at 2150 mm from F.F.L.
2. All Wall light points at 2250 mm from F.F.L.
3. In Toilet Wall light points at 2150mm from F.F.L.
4. All Switch board at 1200mm (Bottom of switchboard) from F.F.L.
5. All Telephone points at 750mm from F.F.L.
6. All TV points at 750mm from F.F.L.
7. In Kitchen platform Sockets at 1150mm from F.F.L.
8. 15A / 5A Sockets at 1750mm from F.F.L.
9. Bottom of Split AC at 2150 mm from F.F.L.
10. 20A Ac Sockets at 2000mm from F.F.L.
11. Bell side switches and Telephone points at 750mm from F.F.L.

FLOOR TILE : 600MM X 600MM

BALCONY FLOOR TILE : 300MM X 300MM

REV	DESCRIPTIONS	DRN	DATE

Structural Consultant :

SOMADEV NAGESH
CONSULTING ENGINEERS
NO. 4, 3rd FLOOR, 4th STREET, NEHRU NAGAR, KOVILAMBAKKAM, CHENNAI-91. PHONES: 2243 4195, E-MAIL: somadevnagesh@gmail.com

PHE Consultant :

Bahi & Associates
Public Health Engineers & Fire Fighting Consultants
Ph: 22291055, 22291066
Email: bahiyaassociates@gmail.com
ebadkalamaryanda@gmail.com

Architect :

Lavanya & Shankar ARCHITECTS
Bald Mirror Complex, C-Block, 3rd floor, 183, Anna salai, Chennai - 15.
Ph: 22291055, 22291066
Email: lavanyaandshankar@gmail.com
ebadkalamaryanda@gmail.com

Client :

Indian Bank

Project :

Proposed redevelopment of "INDIAN BANK" Velachery Branch

DRAWING TITLE:

WALL ELEVATIONS
FLAT - 1

NORTH

Scale: 1:50	Date: 03.01.24		
Drawn: B/E	Checked: R.R.P	Designed: R.R.P	Approved: N.Shankar

JOB NO: CN/238/19/Indian Bank

DRG NO: A.4-03 | REV: R0 | SHEET: A1

Z:\PROJECTS\238- INDIAN BANK - VELACHERY\TENDER\INDIAN BANK R2 - 0

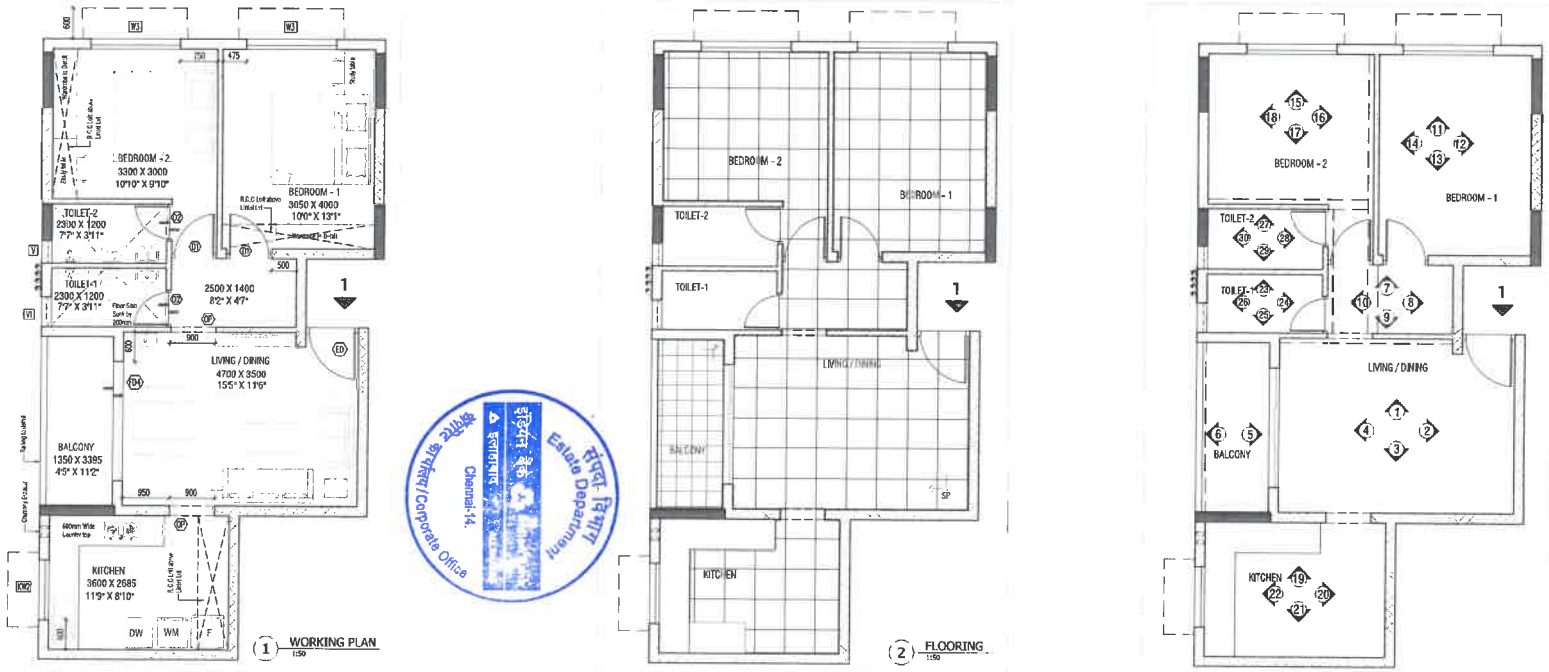

1 WORKING PLAN 1:50

2 FLOORING 1:50

Estate Department
Corporate Office
Chennai-14.

LIVING / DINING (4) SECTIONAL ELEVATION - 1 1:50 (4) SECTIONAL ELEVATION - 2 1:50 (4) SECTIONAL ELEVATION - 3 1:50 (4) SECTIONAL ELEVATION - 4 1:50 (4) SECTIONAL ELEVATION - 5 1:50 (4) SECTIONAL ELEVATION - 6 1:50

ANTE SPACE

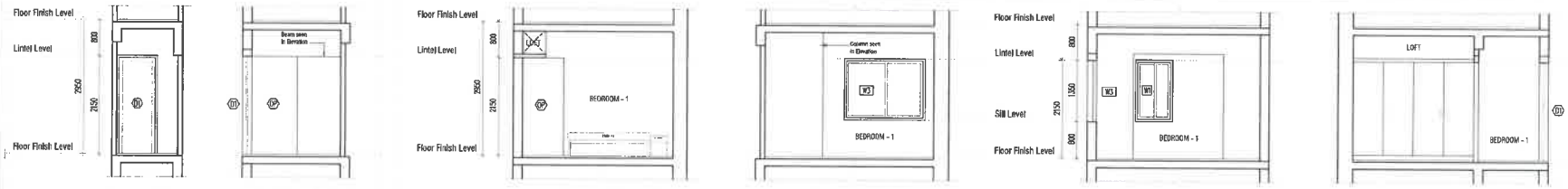

ANTE SPACE (4) SECTIONAL ELEVATION - 7 1:50 (4) SECTIONAL ELEVATION - 8 1:50

BEDROOM-1 (4) SECTIONAL ELEVATION - 9 1:50 (4) SECTIONAL ELEVATION - 10 1:50 (4) SECTIONAL ELEVATION - 11 1:50 (4) SECTIONAL ELEVATION - 12 1:50

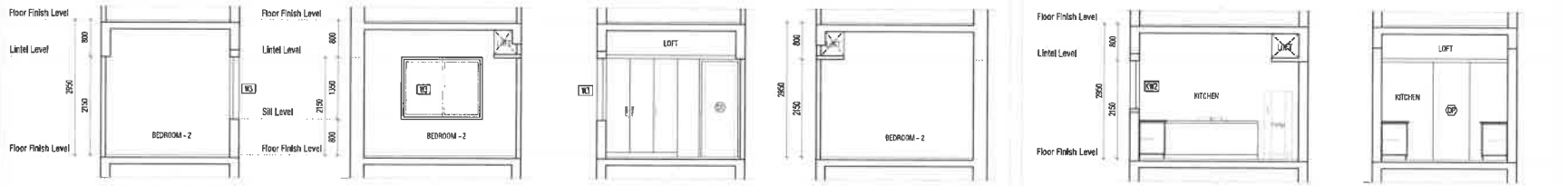

BEDROOM-2 (4) SECTIONAL ELEVATION - 13 1:50 (4) SECTIONAL ELEVATION - 14 1:50 (4) SECTIONAL ELEVATION - 15 1:50 (4) SECTIONAL ELEVATION - 16 1:50

KITCHEN (4) SECTIONAL ELEVATION - 17 1:50 (4) SECTIONAL ELEVATION - 18 1:50

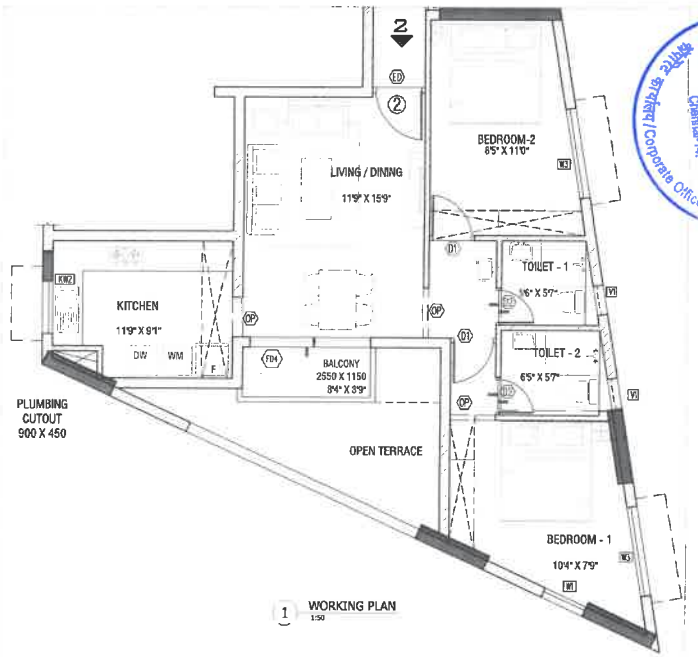

1 WORKING PLAN 1:50

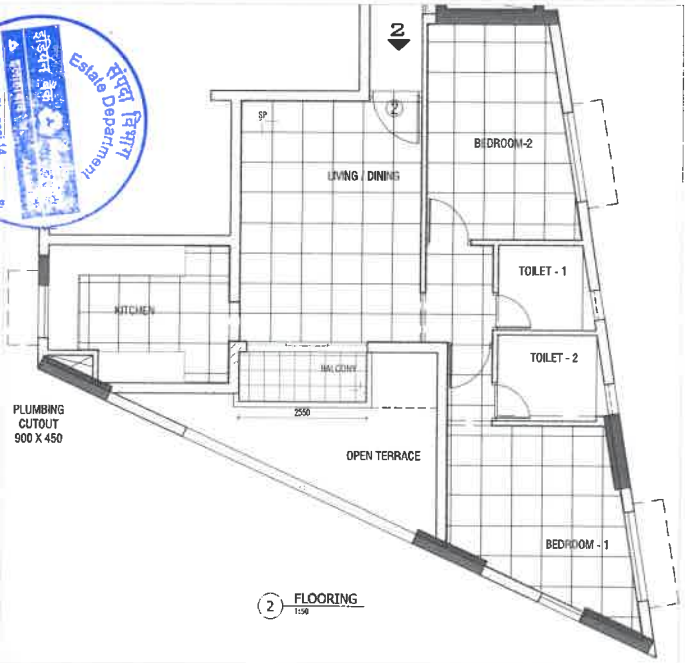

2 FLOORING 1:50

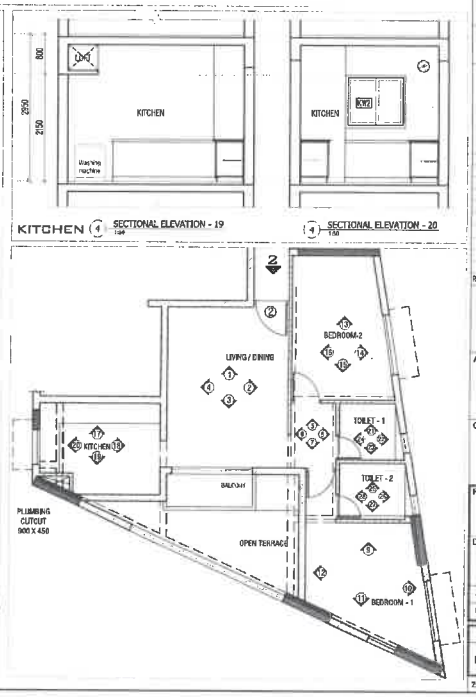

NOTE:

1. All dimensions are in millimetres.
2. Only written dimensions to be followed.
3. All levels are in meter.
4. All levels indicated are finished levels
5. Any discrepancies or difference between any architectural drawing and other consultant drawings or at site conditions immediate reference is to be made to the architect for clarification prior to the execution of work at site.
6. Indicates Drop by 25mm.

SCHEDULE OF JOINERY

NO.	DESCRIPTIONS	SIZE
ED	ENTRANCE DOOR	1050 X 2150
D1	PANEL DOOR	800 X 2150
D2	PANEL DOOR	750 X 2150
FD4	FRENCH DOOR	2400 X 2150
W1	WINDOW – 1	900 X 1350
W2	WINDOW – 2	1200 X 1350
W3	WINDOW – 3	1800 X 1350
KW2	KITCHEN WINDOW	1200 X 1050
V	VENTILATOR	450 X 600
V1	VENTILATOR	600 X 600
OP	OPENING UPTO LINTEL LVL	

LEGEND:

External Wall 150mm Concrete Block

Internal Wall 150mm Aerocon Block

Internal Wall 200mm Aerocon Block

ELECTRICAL LEGEND:

DATABAND	FAN (F)
PLUG - 5 AMPS (5A)	OUTSIDE LIGHT (OL)
TELEPHONE (T)	CEILING LIGHT (CL)
SWITCH (SS)	EXHAUST FAN (E)
CHANDELIER (C)	ANTENNA (A)
GEYSER (G)	AC 20 AMPS SOCKET
15 AMPS (15A)	CALLING BELL (CB)
MIRROR LIGHT (ML)	CALL PUSH (CP)
WALL LIGHT (WL)	SPLIT AC
TUBE LIGHT (TL)	WALL MOUNTED FAN

ELECTRICAL NOTES:

1. Top of Distribution board at 2150 mm from F.F.L
2. All Wall light points at 2250 mm from F.F.L
3. In Toilet Wall light points at 2150mm from F.F.L
4. All Switch board at 1200mm (Bottom of switchboard from F.F.L)
5. All Telephone points at 750mm from F.F.L
6. All TV points at 750mm from F.F.L
7. In Kitchen platform Switches at 1150mm from F.F.L
8. 15A / 5A Switches at 1150mm from F.F.L
9. Bottom of Split AC at 2150 mm from F.F.L
10. 20A, AC Switch at 2250mm from F.F.L
11. Bell side switches and Telephone points at 750mm from F.F.L

FLOOR TILE 600MM X 600MM

BALCONY FLOOR TILE 300MM X 300MM

REV	DESCRIPTIONS	DRN	DATE

Structural Consultant: SOMASUNDARAM NARESH

PHE Consultant: Balu & Associates

Architect: Lavanya & Shankar ARCHITECTS

Client: Indian Bank

Project: Proposed redevelopment of "INDIAN BANK" Velachery Branch

DRAWING TITLE: WALL ELEVATIONS FLAT - 2

NORTH

Scale: 1:50 | Date: 03.01.2024

Drawn: B.E | Checked: R.R.P | Designed: R.R.P | Approved: Ar.Shankar

JOB NO: CN/236/19/Indian Bank

DRG NO: A.4-04 | REV: R0 | SHEET: A1

Z:\PROJECTS\236- INDIAN BANK - VELACHERY\TENDER\INDIAN BANK R2 - D

Estate Department Corporate Office Chennai-14.

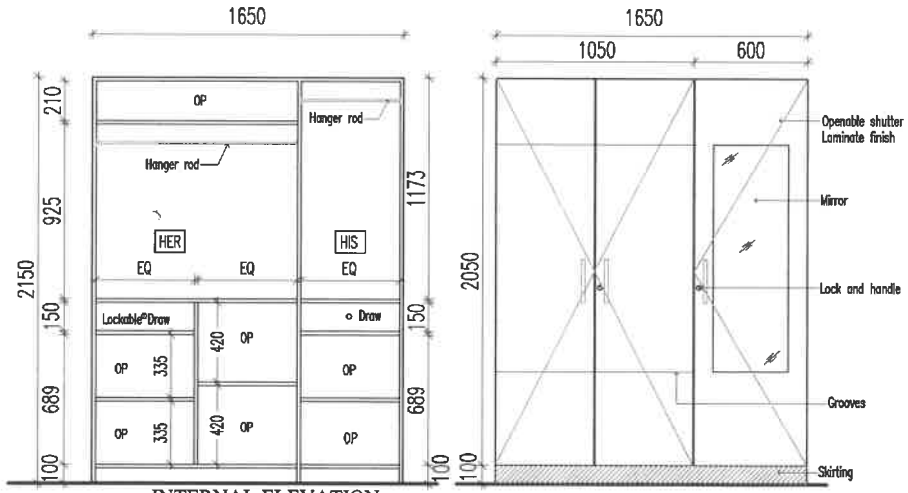

INTERNAL ELEVATION

EXTERNAL ELEVATION

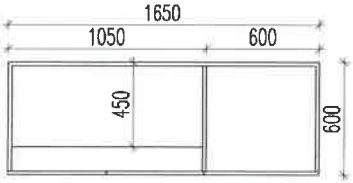

PLAN

WARDROBE DETAIL - 1
(option-1)

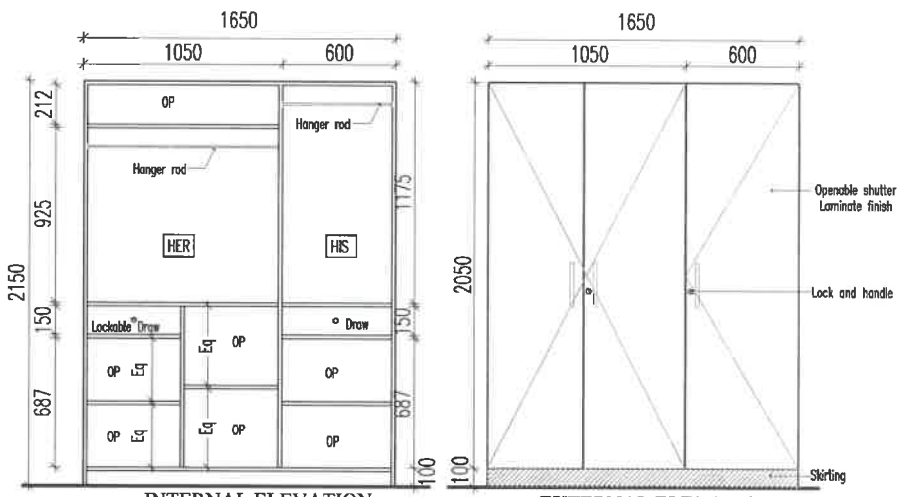

INTERNAL ELEVATION

EXTERNAL ELEVATION

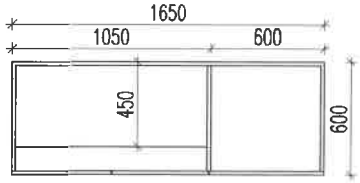

PLAN

WARDROBE DETAIL - 1
(option-2)

REV	DESCRIPTIONS	DRN	DATE

Estate Department, Corporate Office, Chennai-14.

Architect:
Lavanya & Shankar ARCHITECTS
Baid Metha Complex,C-Block 3rd floor, 183,Anna salai,Chennai - 15. Ph:22201056,22201066. Email: lavanyaandshankar@gmail.com studiolavanyaandshankar@gmail.com

Client: इंडियन बैंक Indian Bank

Project: Proposed Redevelopment of Indian Bank,Velacherry Branch.

DRAWING TITLE: WARDROBE DETAIL - TYPICAL

NORTH

Scale: N.T.S	Date: 03.01.2024		
Drawn: R.R	Checked: R.R.P	Designed: R.R.P	Approved: R.R.P

JOB NO: CIV / 238 / 19 / INDIAN BANK

DRG NO: A.6.11 | REV: R0 | SHEET: A3

Z:\PROJECTS\238– INDIAN BANK – VELACHERY\TENDER\INDIAN BANK

Supply	:	415Volts, 3Phase, 50Hz, 4Wires
Construction	:	Indoor Single Front Floor Mounted Cubicle type
Degree of Protection	:	IP 54
Sheet Steel		
Door / Partition	:	1.6mm CRCA Sheet
Gland Plate	:	2.0mm CRCA Sheet
General		
Gasget to be provided inside the door and covers to make dust and vermin proof		
Panel front door shall be provided with door lock		
Front Access only		
Painting	:	Powder Coated
Shade	:	Inside and Outside with Siemens Grey RAL 7032
Base Plate	:	Black Color, 75x40x6mm Channel
Wiring	:	Control wiring shall be carried out with 1100Volts grade PVC Insulated flexible copper wire
AC Voltage and Control Circuit Wiring	:	1.5Sq.mm Grey
Current Circuit Wiring	:	2.5Sq.mm Grey
Door Earthing	:	2.5Sq.mm Green
Busbar	:	0.7Amps Per Sq.mm for Aluminium
Busbar Insulation	:	Insulated with Heat shrinkable PVC Color Sleeves
Busbar and Riser Support	:	SMC / DMC
Rating of Busbar	:	250Amps TPN Aluminium Phase - 1Run 50 x 8mm Aluminium Neutral - 1Run 25 x 8mm Aluminium Earth - 2Runs of 25 x 3mm Aluminium
Cable Entry		
Incoming	:	Top
Outgoing	:	Top
Switchgear Operating Height		
Minimum Operating Height	:	300mm @FFL
Maximum Operating Height	:	1800mm @FFL

संपदा विभाग Estate Department
Indian Bank इलाहाबाद
कॉर्पोरेट कार्यालय/Corporate Office
Chennai-14.

Project Name Proposed Branch office cum Residential Flats for M/s.Indian Bank at Velachery, Chennai 600 042	Architect :- M/s.Lavanya and Shankar Architects #183, Anna Salai, Chennai - 600 015.	Drawn: SSS	Date: 21-07-2021	Rev.No,	Description	Ch'kd	Date
	Drawing Title General Arrangement Diagram for Main Panel - Branch Office Tender Purpose	Checked: SSS	Scale: Nts	Electrical Consultants: Madras Electrical Consultants #06, Second Cross Street, Park Avenue Velachery, Chennai - 600 042			
		Approved: MSR	Designed: MSR				
		Drawing No. Indian Bank/EL/GA/2401-02/R0					

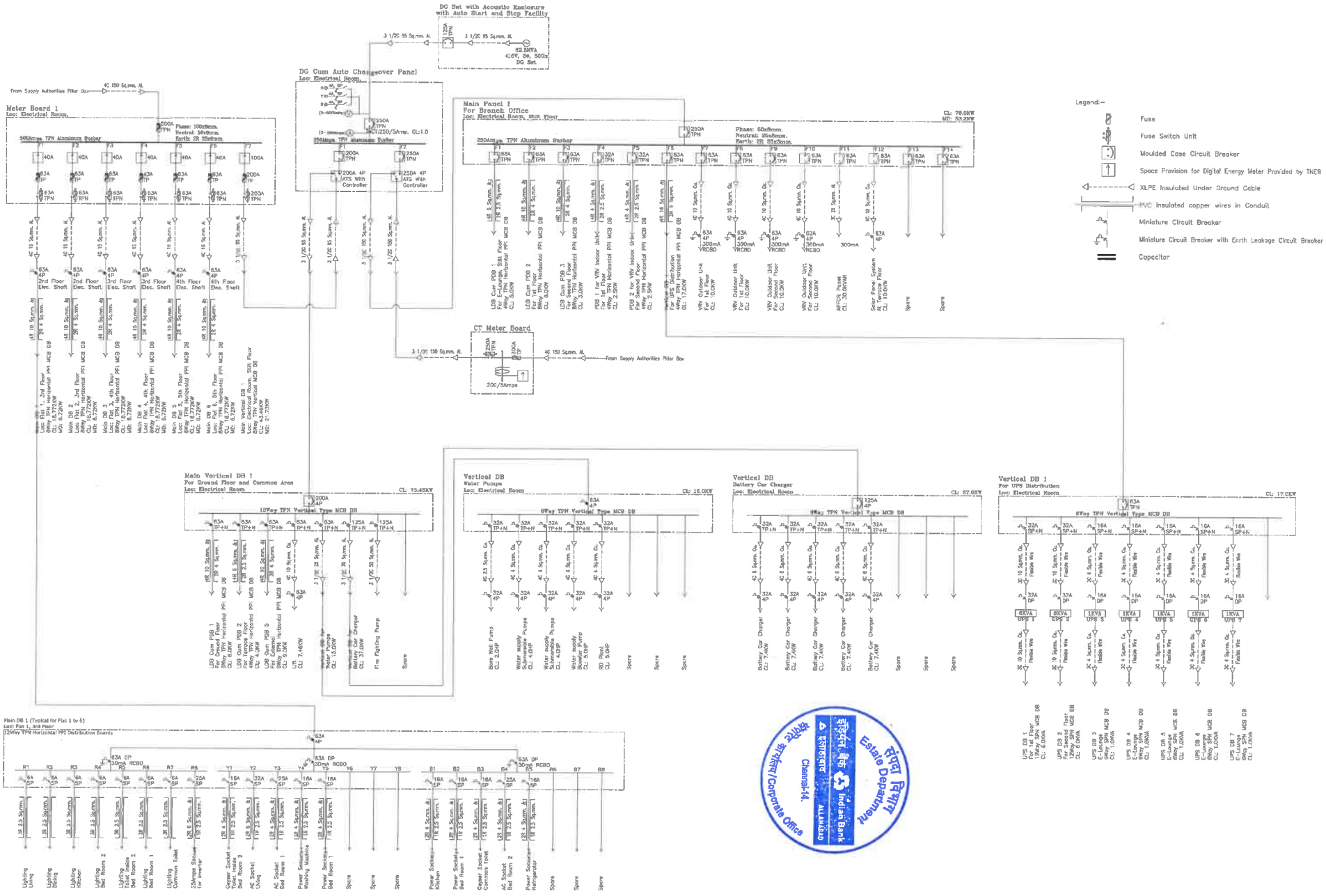

Project Name	Architect:-	Drawn: S.S.S	Date: 21-07-2021	Rev.No.	Description	Ch'kd	Date
Proposed Branch office cum Residential Flats for M/s.Indian Bank At Velachery, Chennai	M/s.Lavanya & Shankar Architects #183, Anna salai, Chennai 600 015.	Checked: S.S.S	Scale: Nts				
	Drawing Title Preliminary Single Line Diagram – Tender Purpose	Approved: MSR	Designed: MSR	Electrical Consultants: Madras Electrical Consultants #06, 2nd Cross Street, Park Avenue Velachery, Chennai – 600 042			
		Drawing No. Indian Bank/EL/Sld/2401-01/R0					

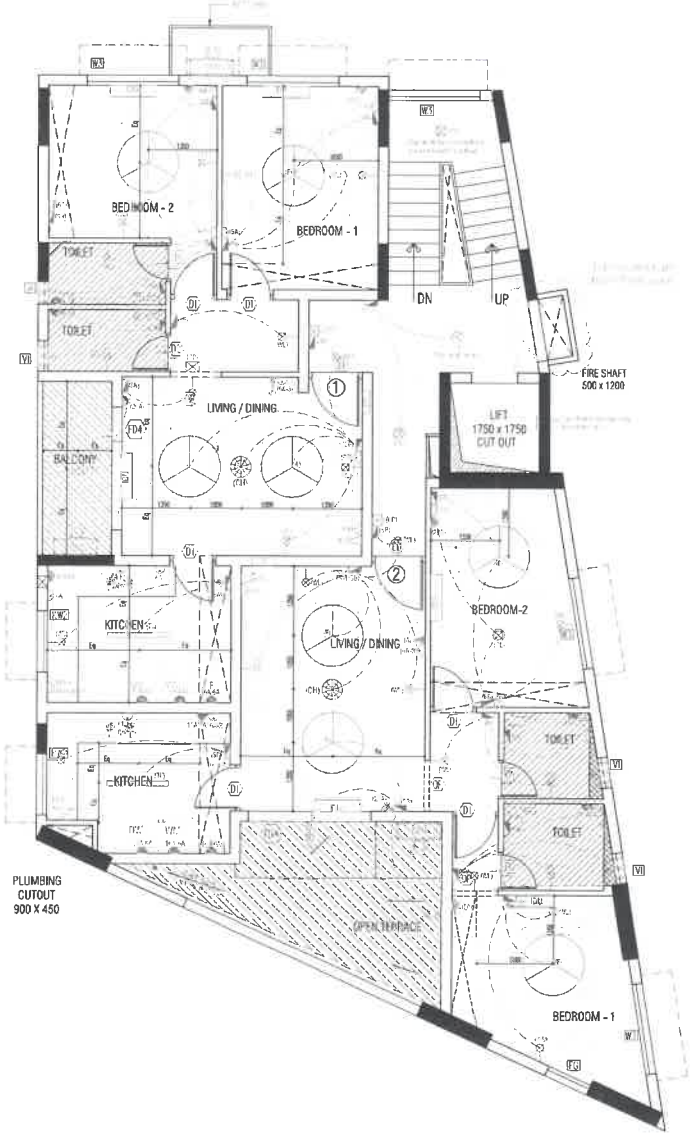

2 THIRD FLOOR PLAN
1:50

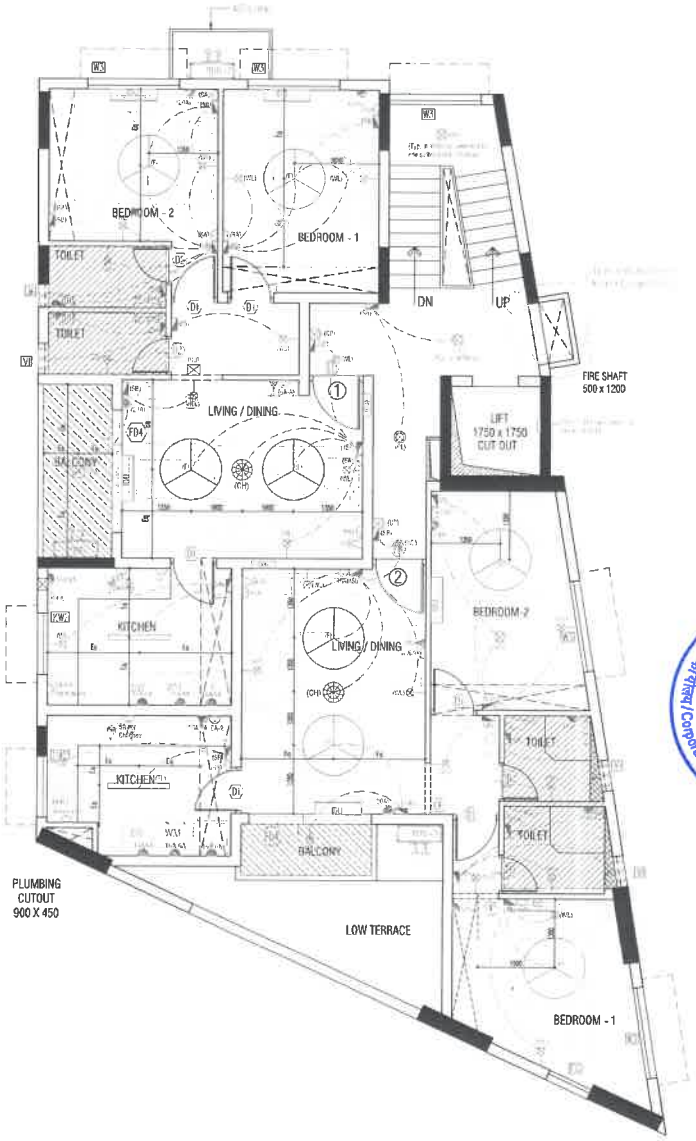

2 FOURTH & FIFTH FLOOR PLAN
1:50

NOTE:

1. All dimensions are in millimeters.
2. Only written dimensions to be followed.
3. All levels are in meter.
4. All levels indicated are finished level.
5. Any discrepancies or difference between any architectural drawing and other consultant drawings or at site conditions immediate reference is to be made to the architect for clarification prior to the execution of work at site.

ELECTRICAL LEGEND:		
	DATABAND	FAN (F)
	PLUG - 5 AMPS (5A)	OUTSIDE LIGHT (OL)
	TELEPHONE (T)	CEILING LIGHT (CL)
	SWITCH (SB)	EXHAUST FAN (E)
	CHANDELIER (C)	ANTENNA (A)
	GEYSER (G)	AC 20 AMPS SOCKET
	15 AMPS (15A)	CALLING BELL (CB)
	MIRROR LIGHT (ML)	CALL PUSH (CP)
	WALL LIGHT (WL)	SPLIT AC
	TUBE LIGHT (TL)	WALL MOUNTED FAN

ELECTRICAL NOTES :

1. Top of Distribution board at 2150 mm from F.F.L
2. All Wall light points at 2250 mm from F.F.L
3. In Toilet Wall light points at 2120mm from F.F.L
4. All Switch board at 1200mm (Bottom of switchboard from F.F.L)
5. All Telephone points at 450mm from F.F.L
6. All TV points at 750mm from F.F.L
7. In Kitchen platform Switch - at 1150mm from F.F.L
8. 15A / 5A Switch - at 1350mm from F.F.L
9. Return of Split AC at 2150 mm from F.F.L
10. 20A Ac Switch at 2200mm from F.F.L
11. Bed side switches and Telephone points at 750mm from F.F.L

FLOOR TILE : 600MM X 600MM.

BALCONY FLOOR TILE : 300MM X 300MM.

REV	DESCRIPTIONS	DRN	DATE

Structural Consultant :
SOMASUNDARAM MAHESH
CONSULTING ENGINEERS,
NO.13, 1ST MAIN ROAD, SOUTH,
KAMARAJ NAGAR, ADYAR,
CHENNAI-20. PHONE: 2446 4812.
E-MAIL: mail@thesomasundaramgroup.in

PHE Consultant :
Balu & Associates
Public Health Engineers & Fire Fighting Consultants
No. 27/1, Dhandapani Street, First Floor, Kodambakkam,
Chennai - 24. Phone: 2482 1502, 2482 1503.
Email: balu@balusassociates.com

Architect:
Lavanya & Shankar ARCHITECTS
Bald Mitha Complex (Annex) 2nd floor, 183, Anna salai (Thousand - 15.
Ph:2221 1807, 2220 3055.
Email: lavanyaandshankar@yahoo.com
shankarlavanyaarchitect@gmail.com

Client:
Indian Bank

Project:
Proposed redevelopment of
"INDIAN BANK" Velachery Branch

DRAWING TITLE:
ELECTRICAL LAYOUT

NORTH

Scale: 1:50	Date: 03.01.2024		
Drawn: B.E	Checked: R.R.P	Designed: R.R.P	Approved: Ar.Shankar

JOB NO: [illegible]

DRG NO: [illegible]-01

REV: R0 | SHEET: A1

Z:\PROJECTS\238- INDIAN BANK - VELACHERY\TENDER\INDIAN BANK - 01.01

Indian Bank Estate Department Corporate Office Chennai-14.

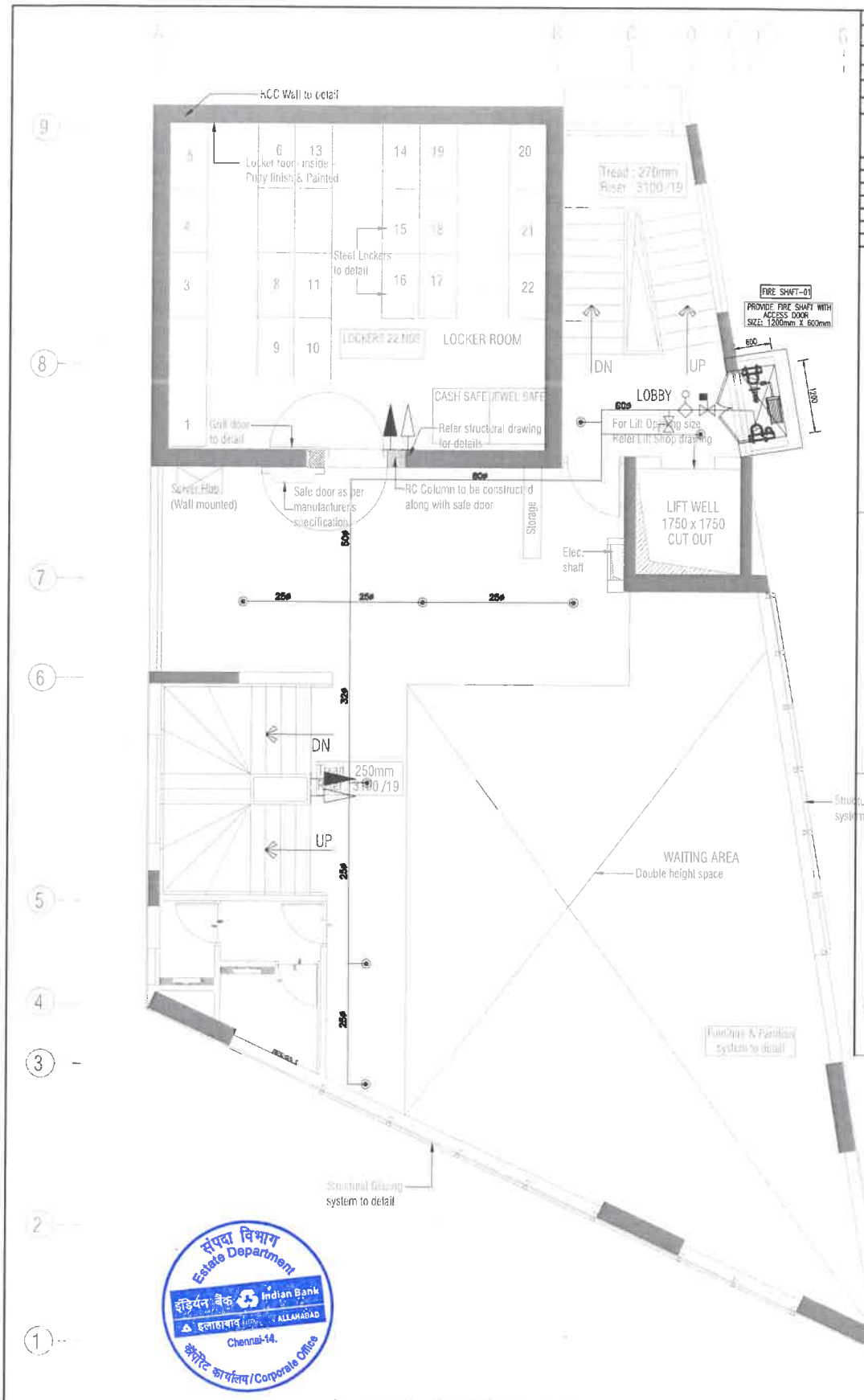

LEGEND:

	SPRINKLER HEADER MAIN LINE
	SPRINKLER BRANCH PIPE LINE
	RECESSED PENDENT SPRINKLER – K80 – 68°C
	UPRIGHT SPRINKLER K80 – 68°C
	SIDE WALL SPRINKLER
	ZONE CONTROL VALVE ASSEMBLY CONSISTS OF 1 NO. OF BUTTERFLY VALVE 1 NO. OF FLOW SWITCH 1 NO. OF TEST & DRAIN VALVE
	SINGLE HEADED INTERNAL HYDRANT
	HOSE REEL DRUM
	4.5 KG CO2 TYPE FIRE EXTINGUISHER
	6.0 KG ABC TYPE FIRE EXTINGUISHER
	WET RISER PIPE
	SPRINKLER RISER PIPE
	SPRINKLER DRAIN PIPE

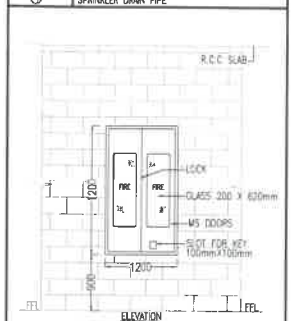

ELEVATION
FIRE HOSE CABINET

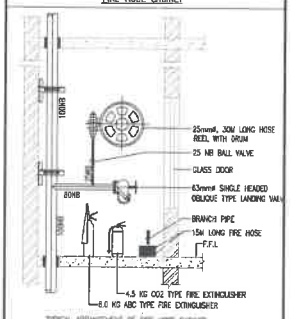

TYPICAL ARRANGEMENT OF FIRE HOSE CABINET

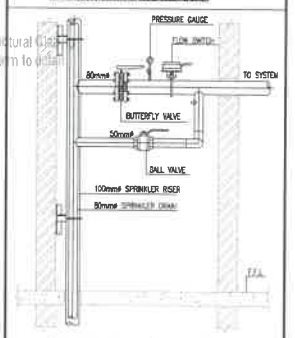

TYPICAL ARRANGEMENT OF ZONAL CONTROL VALVE

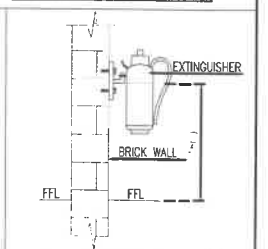

FIRE EXTINGUISHER FIXING DETAIL
(SCALE: N.T.S)

संपदा विभाग
Estate Department
इंडियन बैंक Indian Bank
इलाहाबाद ALLAHABAD
Chennai-14.
कॉर्पोरेट कार्यालय/Corporate Office

PLAN – LOCATION OF FIRE HOSE CABINET & SPRINKLER ARRANGEMENTS AT FIRST FLOOR

FOR APPROVAL

NO.	REVISION/ISSUE	DATE	DRAWN	NO.	REVISION/ISSUE	DATE	DRAWN
R0	ISSUED FOR APPROVAL	22.06.21	SSK				
R1	FIRE SHAFT SIZE REDUCED	26.06.21	SSK				
R2	REVISED AS PER COMMENTS	02.07.21	SSK				
R3	REVISED AS PER COMMENTS	20.07.21	SSK				

PROJECT TITLE:
PROPOSED REDEVELOPMENT OF INDIAN BANK VELACHERY BRANCH

DRAWING TITLE:
PLAN - LOCATION OF FIRE HOSE CABINET & SPRINKLER ARRANGEMENTS AT FIRST FLOOR

ARCHITECT:
Lavanya & Shankar ARCHITECTS
East Mettu Complex, C-Block, 3rd Floor, No: 153, Anna Salai, Chennai - 15.
Ph: 2220 0155, 2220 0164.
Email: lavanyaandshankar@gmail.com
lavanyaandshankar@yahoo.co.in

PLUMBING CONSULTANTS:
Balu & Associates
Public Health Engineers & Fire Fighting Consultants
No. 1/1, Ground Floor, Mahalakshmi Street, Tiruvanmiyur East, Chennai - 600 028, Telephone No : 044 - 43586439, 22732178
E.mail : engineering@balurassociates.com & balu_associates@yahoo.co.in
Website : www.balurassociates.com

PROJECT NO	: 2019 / 59
CHECKED BY	: TJB
DRAWN BY	: SSK
SCALE	: A1 = 1 : 30, A3 = 1 : 60
DATE	03.01.24

SHEET NO: BA/INDIAN BANK/FPS/002

NORTH POINT: N

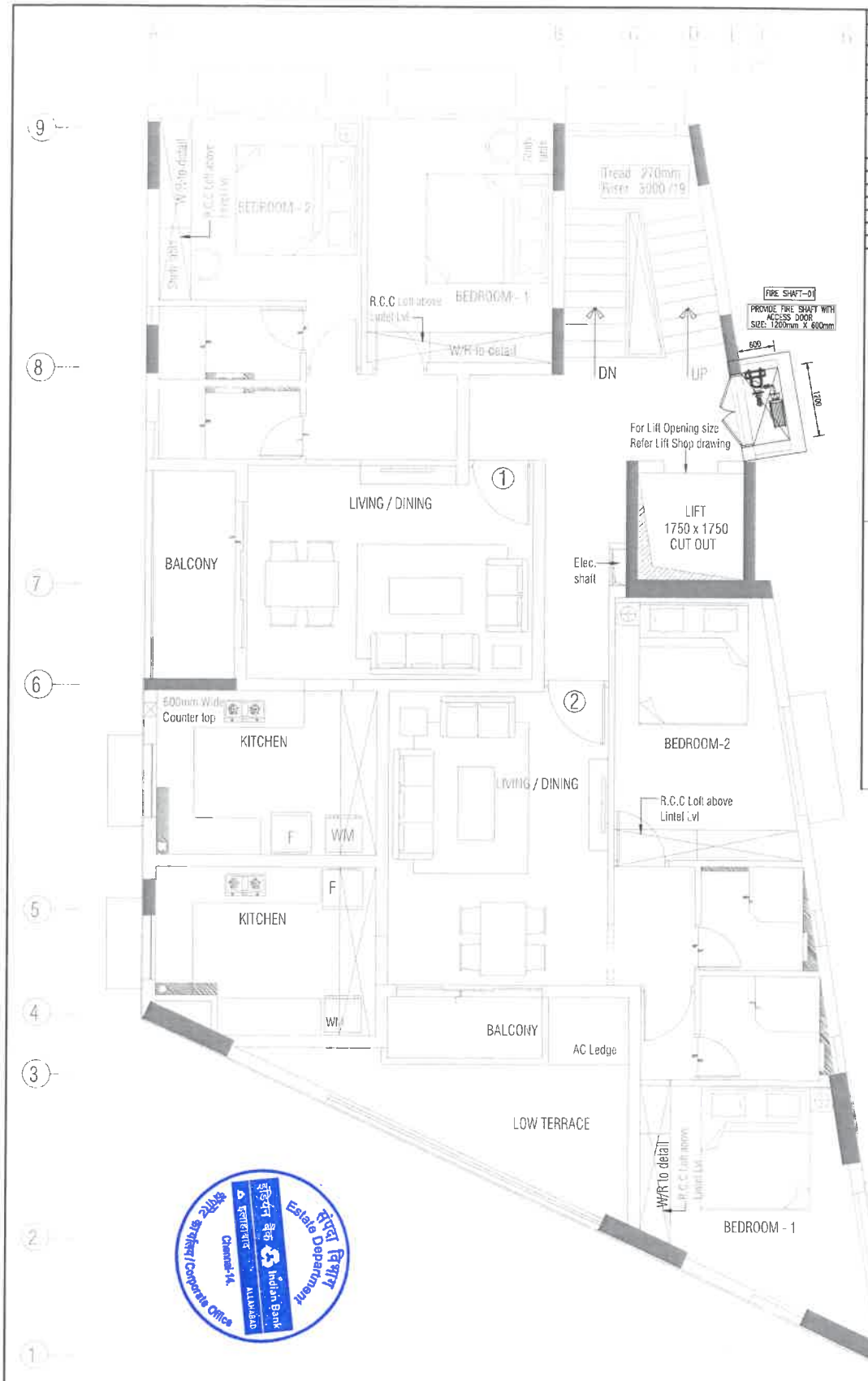

LEGEND:

	SPRINKLER HEADER MAIN LINE
	SPRINKLER BRANCH PIPE LINE
	RECESSED PENDENT SPRINKLER – K80 – 68°C
	UPRIGHT SPRINKLER K80 – 68°C
	SIDE WALL SPRINKLER
	ZONE CONTROL VALVE ASSEMBLY CONSISTS OF 1 NO. OF BUTTERFLY VALVE 1 NO. OF FLOW SWITCH 1 NO. OF TEST & DRAIN VALVE
	SINGLE HEADED INTERNAL HYDRANT
	HOSE REEL DRUM
	4.5 KG CO2 TYPE FIRE EXTINGUISHER
	6.0 KG ABC TYPE FIRE EXTINGUISHER
	WET RISER PIPE
	SPRINKLER RISER PIPE
	SPRINKLER DRAIN PIPE

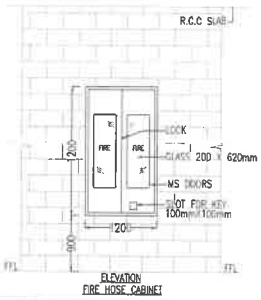

ELEVATION
FIRE HOSE CABINET

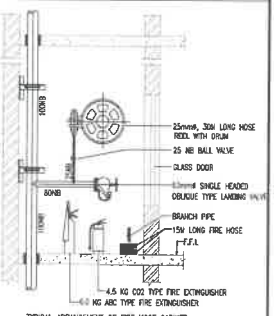

TYPICAL ARRANGEMENT OF FIRE HOSE CABINET

PLAN – LOCATION OF FIRE HOSE CABINET ARRANGEMENTS AT FOURTH & FIFTH FLOORS

FOR APPROVAL

NO.	REVISION/ISSUE	DATE	DRAWN	NO.	REVISION/ISSUE	DATE	DRAWN
R0	ISSUED FOR APPROVAL	22.06.21	SSK				
R1	FIRE SHAFT SIZE REDUCED	26.06.21	SSK				
R2	REVISED AS PER COMMENTS	02.07.21	SSK				
R3	REVISED AS PER COMMENTS	20.07.21	SSK				

PROJECT TITLE:
PROPOSED REDEVELOPMENT OF INDIAN BANK VELACHERY BRANCH

DRAWING TITLE:
PLAN - LOCATION OF FIRE HOSE CABINET ARRANGEMENTS AT FOURTH & FIFTH FLOORS

ARCHITECT:
Lavanya & Shankar ARCHITECTS
Bed Media Complex C-Block, 3rd Floor, No.: 153, Anna Salai (Chennai - 15, Ph.:22501255,22201260, Email: lavanyanandhankar@gmail.com

PLUMBING CONSULTANTS:
Balu & Associates
Public Health Engineers & Fire Fighting Consultants
No.7, Mahalakshmi Street, Tambaram East, Chennai - 600 059, Telephone No : 044 - 43585858, 22392176
E.mail : engineering@baluandassociates.com & balu_associates@yahoo.co.in
Website : www.baluassociates.com

PROJECT NO	: 2019 / 59
CHECKED BY	: T.B
DRAWN BY	: SSK
SCALE	: A1 = 1 : 30, A3 = 1 : 60
DATE	: 03.01.24

SHEET NO: BA/INDIAN BANK/FFS/005

NORTH POINT: N

इंडियन बैंक Indian Bank
इलाहाबाद ALLAHABAD
Estate Department
संपदा विभाग
कॉर्पोरेट कार्यालय/Corporate Office
Chennai-14

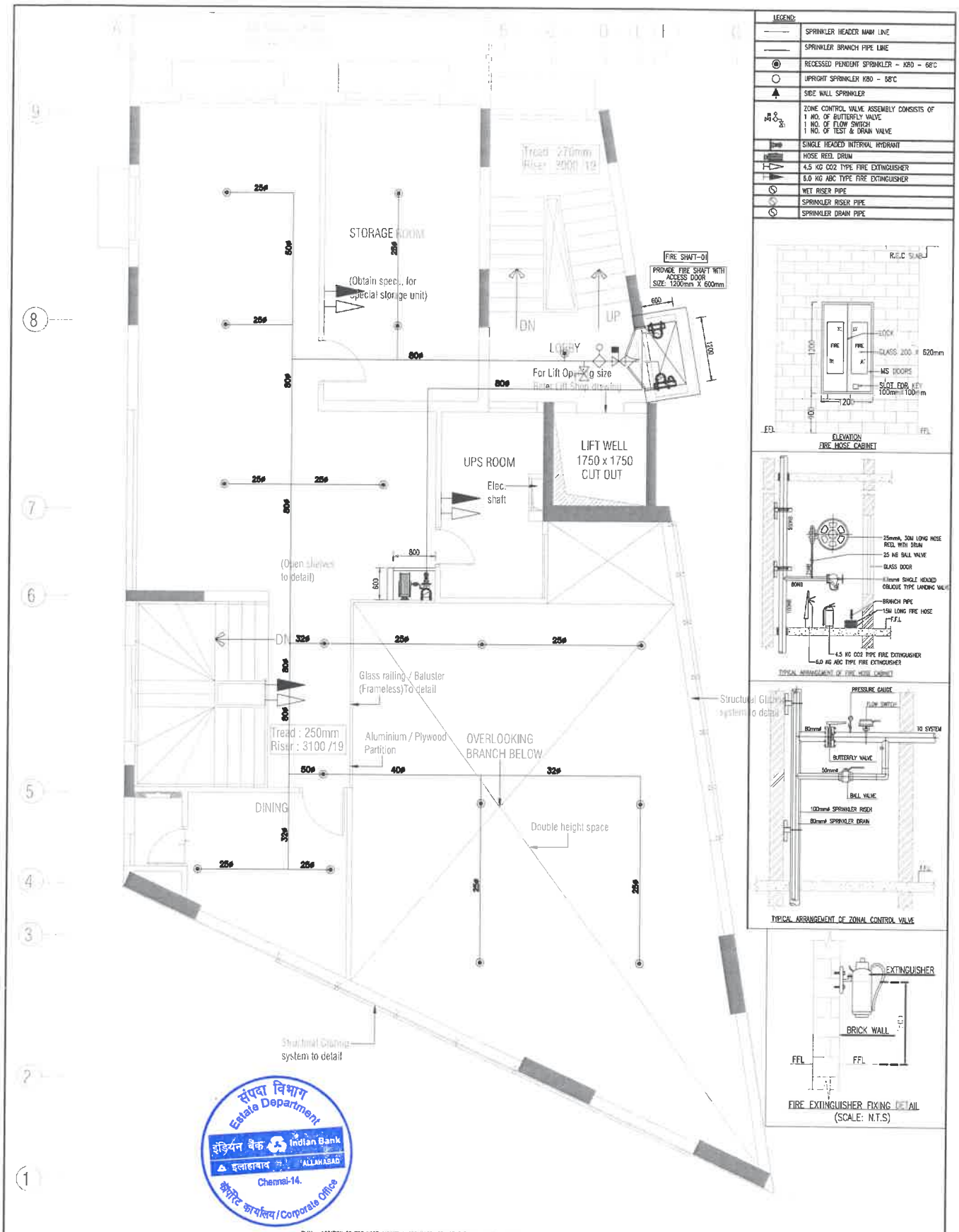

PLAN - LOCATION OF FIRE HOSE CABINET & SPRINKLER ARRANGEMENTS AT SECOND FLOOR

संपदा विभाग Estate Department
इंडियन बैंक Indian Bank
इलाहाबाद ALLAHABAD
Chennai-14.
कॉर्पोरेट कार्यालय / Corporate Office

NO.	REVISION/ISSUE	DATE	DRAWN	NO.	REVISION/ISSUE	DATE	DRAWN
R0	ISSUED FOR APPROVAL	22.06.21	SSK				
R1	FIRE SHAFT SIZE REDUCED	26.06.21	SSK				
R2	REVISED AS PER COMMENTS	02.07.21	SSK				
R3	REVISED AS PER COMMENTS	20.07.21	SSK				

PROJECT TITLE: PROPOSED REDEVELOPMENT OF INDIAN BANK VELACHERY BRANCH

DRAWING TITLE: PLAN - LOCATION OF FIRE HOSE CABINET & SPRINKLER ARRANGEMENTS AT SECOND FLOOR

ARCHITECT: Lavanya & Shankar ARCHITECTS

PLUMBING CONSULTANTS: Balu & Associates
Public Health Engineers & Fire Fighting
ENGINEERS, Mahalakshmi Street, Tambaram East, Chennai - 600 059. Telephone No : 044 - 43586409, 22392176
E.mail : engineering@balucassociates.com & balu_associates@yahoo.co.in
Website : www.balucassociates.com

FOR APPROVAL

PROJECT NO	2018 / 69
CHECKED BY	TB
DRAWN BY	SSK
SCALE	A1 = 1 : 30, A3 = 1 : 60
DATE	03.01.24
SHEET NO:	BA/INDIAN BANK/FPS/003
NORTH POINT:	N

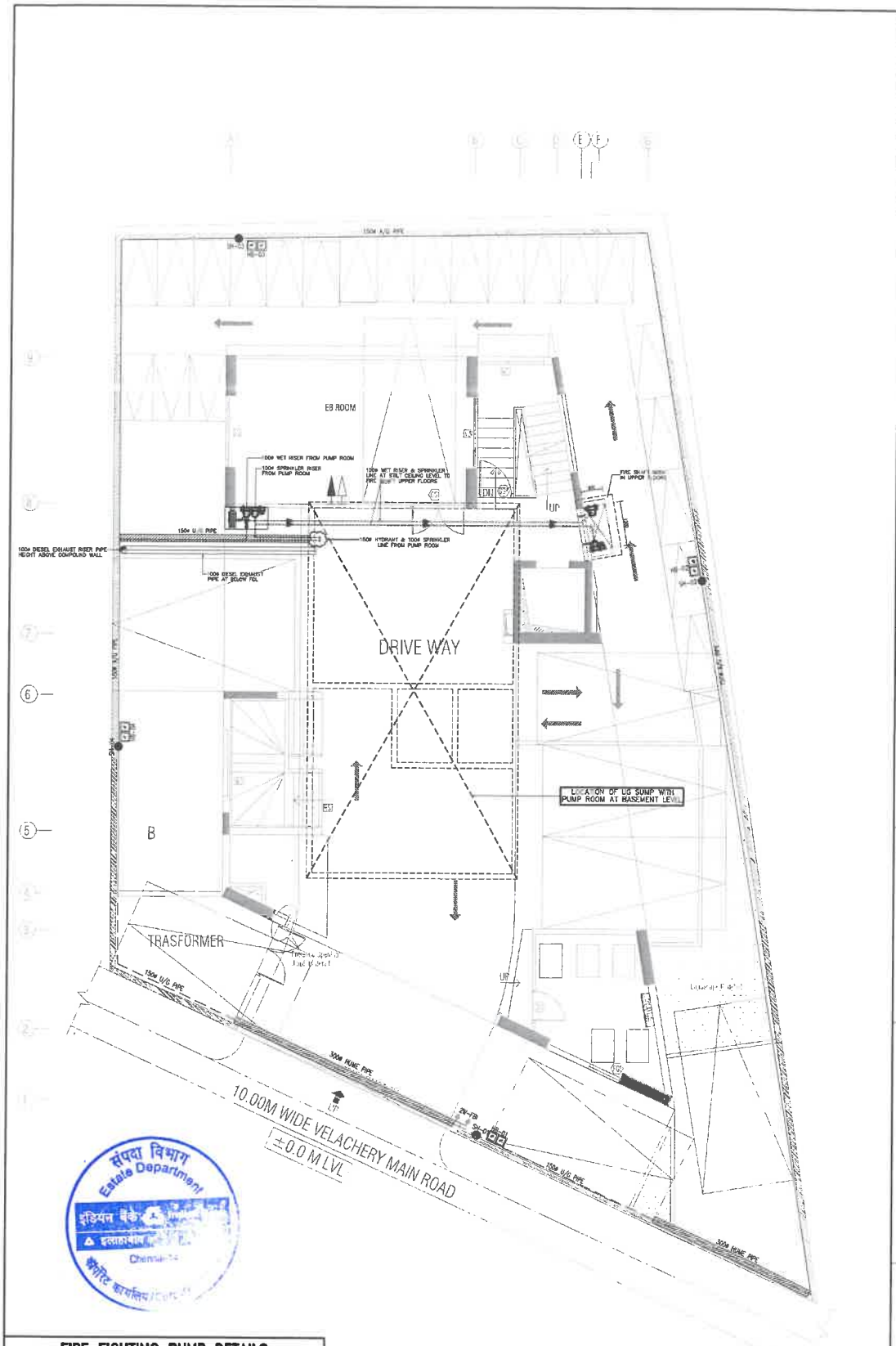

संपदा विभाग
Estate Department
इंडियन बैंक
इलाहाबाद
Chennai
कॉर्पोरेट कार्यालय/Corp. Off.

PLAN - LOCATION OF FIRE HOSE CABINET & EXTERNAL HYDRANT ARRANGEMENTS AT STILT FLOOR

FIRE FIGHTING PUMP DETAILS

Sl. No.	Description	MOTOR DRIVEN MAIN PUMP	ENGINE DRIVEN STANDBY PUMP	MOTOR DRIVEN JOCKEY PUMP	TERRACE PUMP
1	DISCHARGE	570Lm/hr	570Lm/hr	10.80Lm/hr	270Lm/hr
2	HEAD (MWC)	70	70	70	35
3	QTY	1 No.	1 No.	1 No.	1 No.

LEGEND

- FIRE HYDRANT LINE-ABOVE GROUND
- FIRE HYDRANT LINE-UNDER GROUND
- SINGLE HEADED HYDRANT
- EXTERNAL HOSE BOX (CONSISTING OF 2NOS X 63L HOSE & BRANCH PIPE)
- BUTTERFLY VALVE
- HUME PIPE-300ø
- 2WAY FIRE BRIGADE INLET
- ABC FIRE EXTINGUISHER
- CO2 FIRE EXTINGUISHER
- WET RISER PIPE
- SPRINKLER RISER PIPE
- SPRINKLER DRAIN PIPE

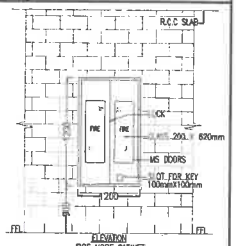

ELEVATION
FIRE HOSE CABINET

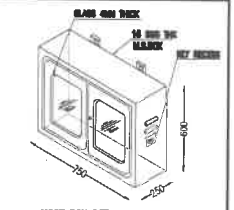

HOSE BOX DETAILS
(SCALE – N.T.S)

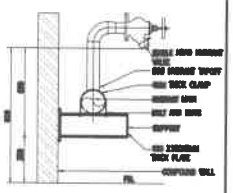

TYPICAL ARRANGEMENT OF SINGLE HYDRANT VALVE

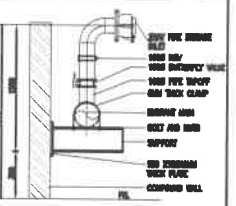

TYPICAL ARRANGEMENT OF 2WAY FIRE BRIGADE INLET

ELEVATION

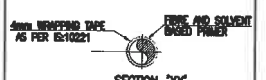

SECTION-'XX'

DETAIL OF ANTI CORROSIVE COATING & WRAPPING BRAND-PYROTE(4mm)
(SCALE – N.T.S)

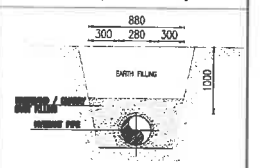

DETAIL OF EXCAVATION DISTANCE FOR SINGLE PIPE
(SCALE – N.T.S)

NO.	REVISION/ISSUE	DATE	DRAWN	NO.	REVISION/ISSUE	DATE	DRAWN
R0	ISSUED FOR APPROVAL	22.06.21	SSK				
R1	FIRE SHAFT SIZE REDUCED	26.06.21	SSK				
R2	REVISED AS PER COMMENTS	02.07.21	SSK				
R3	REVISED AS PER COMMENTS	20.07.21	SSK				

PROJECT TITLE:
PROPOSED REDEVELOPMENT OF INDIAN BANK VELACHERY BRANCH

DRAWING TITLE:
PLAN - LOCATION OF FIRE HOSE CABINET AND EXTERNAL HYDRANT ARRANGEMENTS AT STILT FLOOR

ARCHITECT:
Lavanya & Shankar ARCHITECTS
Bard Metha Complex C-Block 3rd floor, No : 153, Anna salai, Chennai - 15.
Ph:7090155,7090156.
Email: lavanyaandshankar@gmail.com
studiolavanyaandshankar@yahoo.in

PLUMBING CONSULTANTS:
Balu & Associates
Public Health Engineers & Fire Fighting Consultants
Mahalakshmi Street, Tambaram East, Chennai - 600 059, Telephone No.: 044 - 43586406, 22392176
E.mail : engineering@balunassociates.com & balu_associates@yahoo.co.in
Website : www.balunassociates.com

PROJECT NO	: 2019 / 59
CHECKED BY	: T.B
DRAWN BY	: SSK
SCALE	: A1 = 1 : 50, A3 = 1 : 100
DATE	: 03.01.24

SHEET NO: BA/INDIAN BANK/FFS/001

NORTH POINT: N

FOR APPROVAL

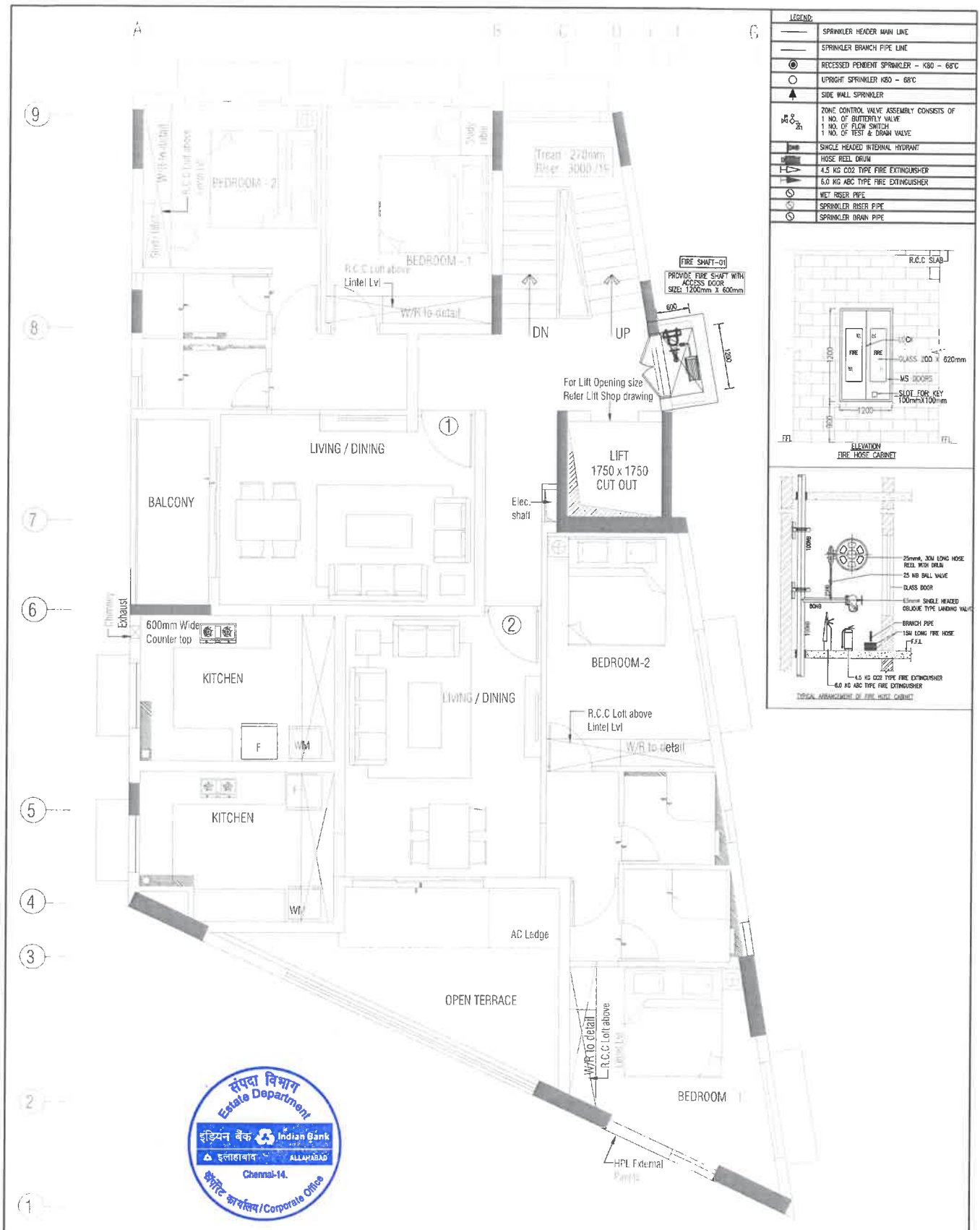

PLAN – LOCATION OF FIRE HOSE CABINET ARRANGEMENTS AT THIRD FLOOR

NO.	REVISION/ISSUE	DATE	DRAWN	NO.	REVISION/ISSUE	DATE	DRAWN
R0	ISSUED FOR APPROVAL	22.06.21	SSK				
R1	FIRE SHAFT SIZE REDUCED	25.06.21	SSK				
R2	REVISED AS PER COMMENTS	02.07.21	SSK				
R3	REVISED AS PER COMMENTS	20.07.21	SSK				

PROJECT TITLE:
PROPOSED REDEVELOPMENT OF INDIAN BANK VELACHERY BRANCH

DRAWING TITLE:
PLAN - LOCATION OF FIRE HOSE CABINET ARRANGEMENTS AT THIRD FLOOR

ARCHITECT:
Lavanya & Shankar ARCHITECTS
Best Media Complex, C-Block 3rd floor, No. 183, Anna Salai (Chennai - 15, Ph:9200155,9200389, Email: lavanyaandshankar@yahoo.com, studiolavanyaandshankar@yahoo.com

PLUMBING CONSULTANTS:
Balu & Associates
Public Health Engineers & Fire Fighting
Gowri Sankar, Nathamalai Hill Street, Tambaram East, Chennai - 600 059, Telephone No : 044 - 43586499, 22322176
E.mail : engineering@balusassociates.com & balu_associates@yahoo.co.in
Website : www.balusassociates.com

FOR APPROVAL

PROJECT NO	: 2019 / 59
CHECKED BY	: LB
DRAWN BY	: SSK
SCALE	: A1 = 1 : 30, A3 = 1 : 60
DATE	: 03.01.24

SHEET NO: BA/INDIAN BANK/FPS/004

NORTH POINT: N

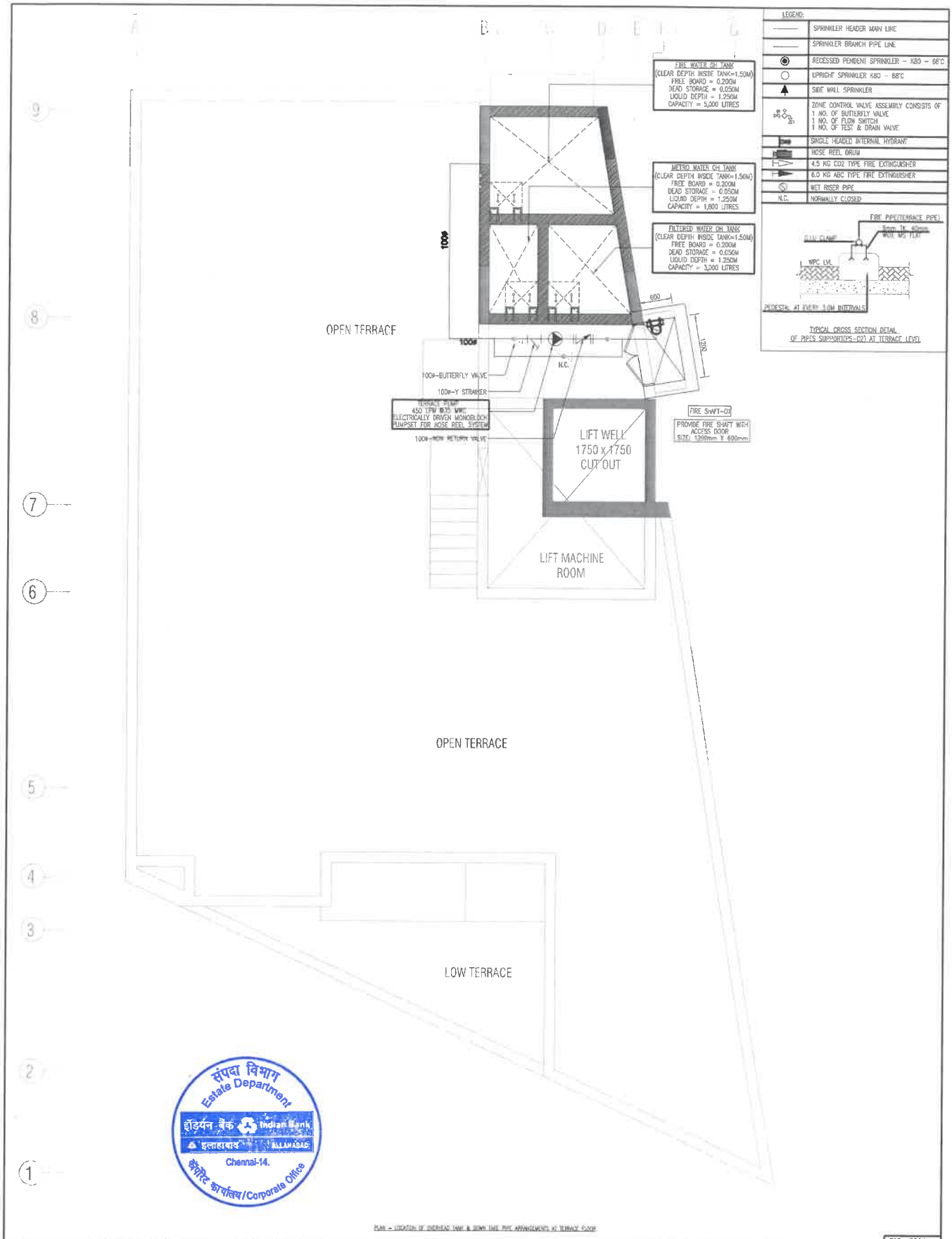

PLAN - LOCATION OF OVERHEAD TANK & DOWN TAKE PIPE ARRANGEMENTS AT TERRACE FLOOR

FOR APPROVAL

NO.	REVISION/ISSUE	DATE	DRAWN	NO.	REVISION/ISSUE	DATE	DRAWN
R0	ISSUED FOR APPROVAL	22.06.21	SSK				
R1	FIRE SHAFT SIZE REDUCED	26.06.21	SSK				
R2	REVISED AS PER COMMENTS	02.07.21	SSK				
R3	REVISED AS PER COMMENTS	20.07.21	SSK				

PROJECT TITLE:
PROPOSED REDEVELOPMENT OF INDIAN BANK
VELACHERY BRANCH

DRAWING TITLE:
PLAN - LOCATION OF OH TANK
DOWNTAKE PIPES AT TERRACE LEVEL

ARCHITECT:
Lavanya & Shankar ARCHITECTS
Bard Mehta Complex, Old No 3/1 Flat No, No : 153, Anna salai Chennai - 16.
Ph:2826 1655,2220 0181.
Email lavanyaandshankar@gmail.com
lakshmiarayanshankar@yahoo.co.in

PLUMBING CONSULTANTS:
Balu & Associates
Public Health Engineers & Fire Fighting Consultants
Mahalakshmi Street, Tambaram East, Chennai - 600 059. Telephone No : 044 - 45584408, 22322178
E.mail : engineering@balusassociates.com & balu_associates@yahoo.co.in
Website : www.balusassociates.com

PROJECT NO	: 2019 / 59
CHECKED BY	: TB
DRAWN BY	: SSK
SCALE	: A1 = 1 : 30, A3 = 1 : 60
DATE	: 03.01.24

SHEET NO: BA/INDIAN BANK/TPS/005

NORTH POINT: N

संपदा विभाग
Estate Department
इंडियन बैंक Indian Bank
इलाहाबाद ALLAHABAD
Chennai-14.
कॉर्पोरेट कार्यालय / Corporate Office

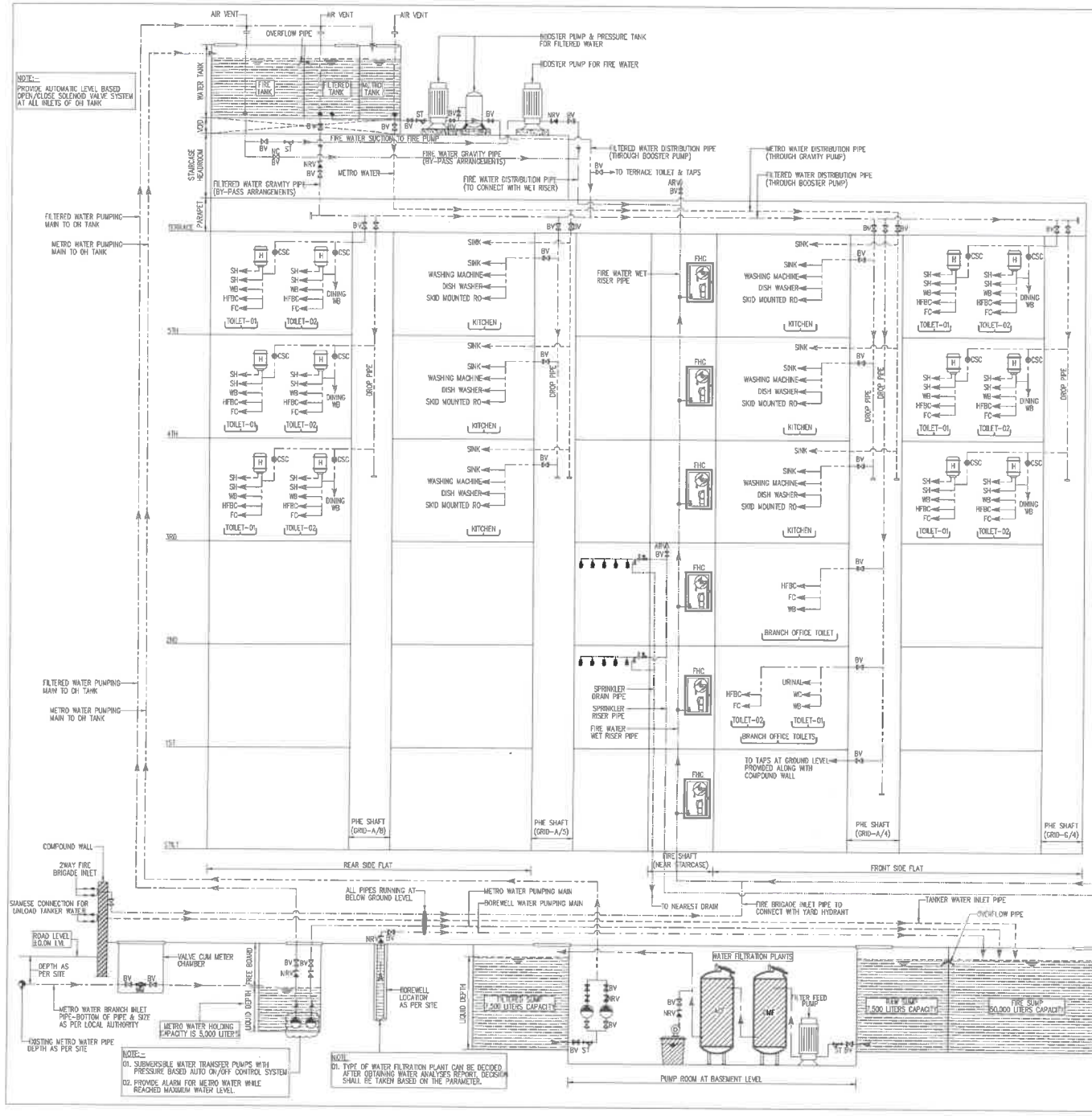

SYMBOLS:-

- METRO WATER INLET PIPE
- METRO WATER SUPPLY PIPE
- BOREWELL WATER SUPPLY PIPE
- FILTERED WATER SUPPLY PIPE
- HOT WATER SUPPLY PIPE
- WET RISER (FIRE)
- TEST LINE (FIRE)
- SPRINKLER RISER (FIRE)
- FLOW OF DIRECTION
- SPRINKLER
- ZONE CONTROL VALVE
- ALARM CONTROL VALVE
- AIR RELEASE VALVE
- YARD HYDRANT
- HOSE BOX (EXTERNAL)
- BV – BELOW 50mmø – BALL VALVE; ABOVE 50mmø – BUTTERFLY VALVE
- NRV – NON RETURN VALVE
- ST – STRAINER
- WM – WATER METER
- SUBMERSIBLE WATER TRANSFER PUMP
- FHC – FIRE HOSE CABINET
  01. HOSE REEL WITH DRUM,
  02. FIRE EXTINGUISHERS
  03. SINGLE HEADED HYDRANT

ABBREVIATIONS:-

LVL	–	LEVEL
FGL	–	FORMED GROUND LEVEL
DMF	–	DUAL MEDIA FILTER
ACF	–	ACTIVATED CARBON FILTER
HFBC	–	HEALTH FAUCET BIBCOCK
FC	–	FLUSHING CISTERN
FV	–	FLUSH VALVE
WB	–	WASHBASIN
WM	–	WASHING MACHINE
SH	–	SHOWER
AG	–	AQUAGUARD
DW	–	DISH WASHER
ST	–	STRAINER
BOP	–	BOTTOM OF PIPE
WTP	–	WATER TREATMENT PLANT
CSC	–	CONCEALED STOPCOCK
H	–	HEATER
LBC	–	LONGBODY BIBCOCK
SV	–	SLUICE VALVE
ACV	–	ALARM CONTROL VALVE
ARV	–	AIR RELEASE VALVE
YH	–	YARD HYDRANT
HB	–	HOSE BOX (EXTERNAL)
NC	–	NORMALLY CLOSED

GENERAL NOTES

NO.	REVISION/ISSUE	DATE	DRAWN
R2	ISSUED FOR APPROVAL	20.07.21	KK
R1	ISSUED FOR APPROVAL	01.07.21	KK
R0	ISSUED FOR APPROVAL	19.05.21	KK

PROJECT TITLE:

PROPOSED REDEVELOPMENT OF INDIAN BANK AT VELACHERY BRANCH

ARCHITECT:

Lavanya & Shankar ARCHITECTS
Bird Metta Complex, C-Block 2nd floor
No. 183, Anna salai, Chennai - 15.
Ph.22201055, 22211066.
Email: lavanyaandshankar@gmail.com
shankaravindan@gmail.com

Balu & Associates
Public Health Engineers & Fire Fighting Consultants
No.10KGS, Mahadevapuram Street, 2nd floor, Kilpauk, Chennai
Chennai - 600 010. Telephone no. : 044 - 43080499, 22262175
E-mail: balu_associates@hotmail.com & balu_associates@yahoo.co.in
Website : www.baluandassociates.com

DRAWING TITLE:

SCHEMATIC OF DOMESTIC & FIRE WATER SUPPLY SYSTEM

PROJECT NO	: 2019 / 59	SHEET NO: A/INDIAN BANK/PHE/001
DRAWN BY	: KK	NORTH POINT:
CHECKED BY	: T.B	
SCALE	N.T.S	
	N.T.S	
DATE	: 03.01.24	

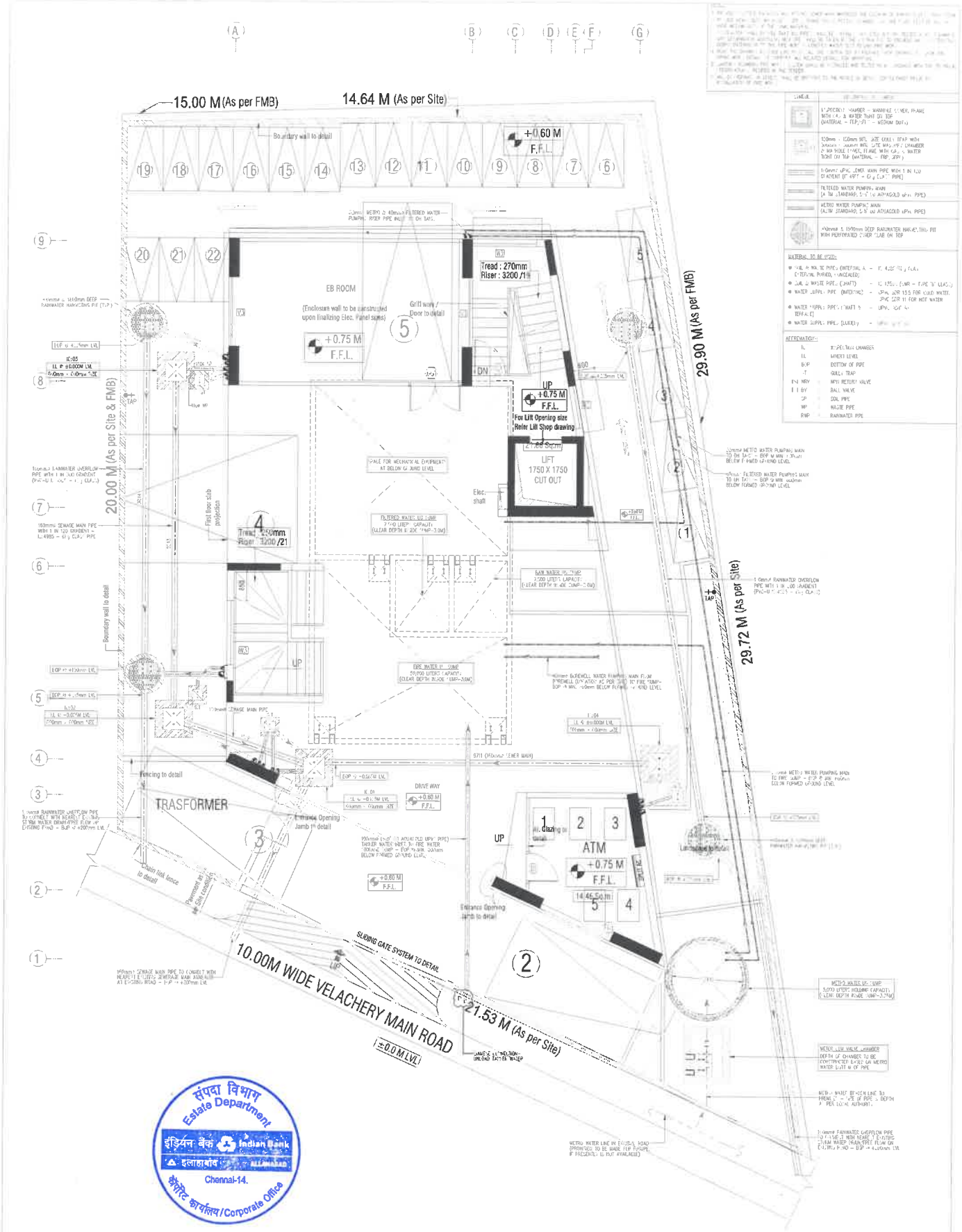

संपदा विभाग
Estate Department
इंडियन बैंक Indian Bank
इलाहाबाद ALLAHABAD
Chennai-14.
कॉर्पोरेट कार्यालय/Corporate Office

NO		DATE	DRAWN	NO.	REVISION ISSUE	DATE	DRAWN
R0	ISSUED FOR APPROVAL	[illegible]	SANTHOSH				
R1	ISSUED FOR APPROVAL	17.[illegible]	MOHAN				
[illegible]	[illegible]	20.01.20	MOHAN				
[illegible]	REVISED AS PER ARCHITECTURAL LAYOUT RECEIVED ON 24.[illegible]	10.03.[illegible]	KANNAN				
[illegible]	PREPARED CO-ORDINATION LAYOUT	[illegible]	SANTHOSH				

PROPOSED REDEVELOPMENT OF INDIAN BANK VELACHERY BRANCH

DRAWING TITLE:
PLAN - CO-ORDINATION LAYOUT FOR EXTERNAL WATER SUPPLY, SEWERAGE & RAINWATER ARRANGEMENTS AT GROUND LEVEL

ARCHITECT:
Lavanya & Shankar ARCHITECTS
Bird Metha Complex, C-Block, 3rd floor, No. 187, Jeena Road, Chennai - 18.
Ph: 28201806, 42101947.
Email: lavanyaandshankar@yahoo.com
studiolavanyaandshankar@gmail.com

PLUMBING CONSULTANTS:
Balu & Associates
Public Health Engineers & Fire Fighting Consultants
No.1005, 2nd floor, Mahalakshmi Street, Tambaram East, Chennai - 600 059, Telephone No : 044 - 43526409, 22392178
E-mail : engineering@balunassociates.com & balu_associates@yahoo.co.in
Website : www.balunassociates.com

PROJECT NO	[illegible] / 19
CHECKED BY	T.B
DRAWN BY	M.KHAN
SCALE	A1 = 1 : 45, A3 = 1 : 90
DATE	[illegible]
SHEET NO	BA/INDIAN BANK/PHE/001

FOR APPROVAL

N

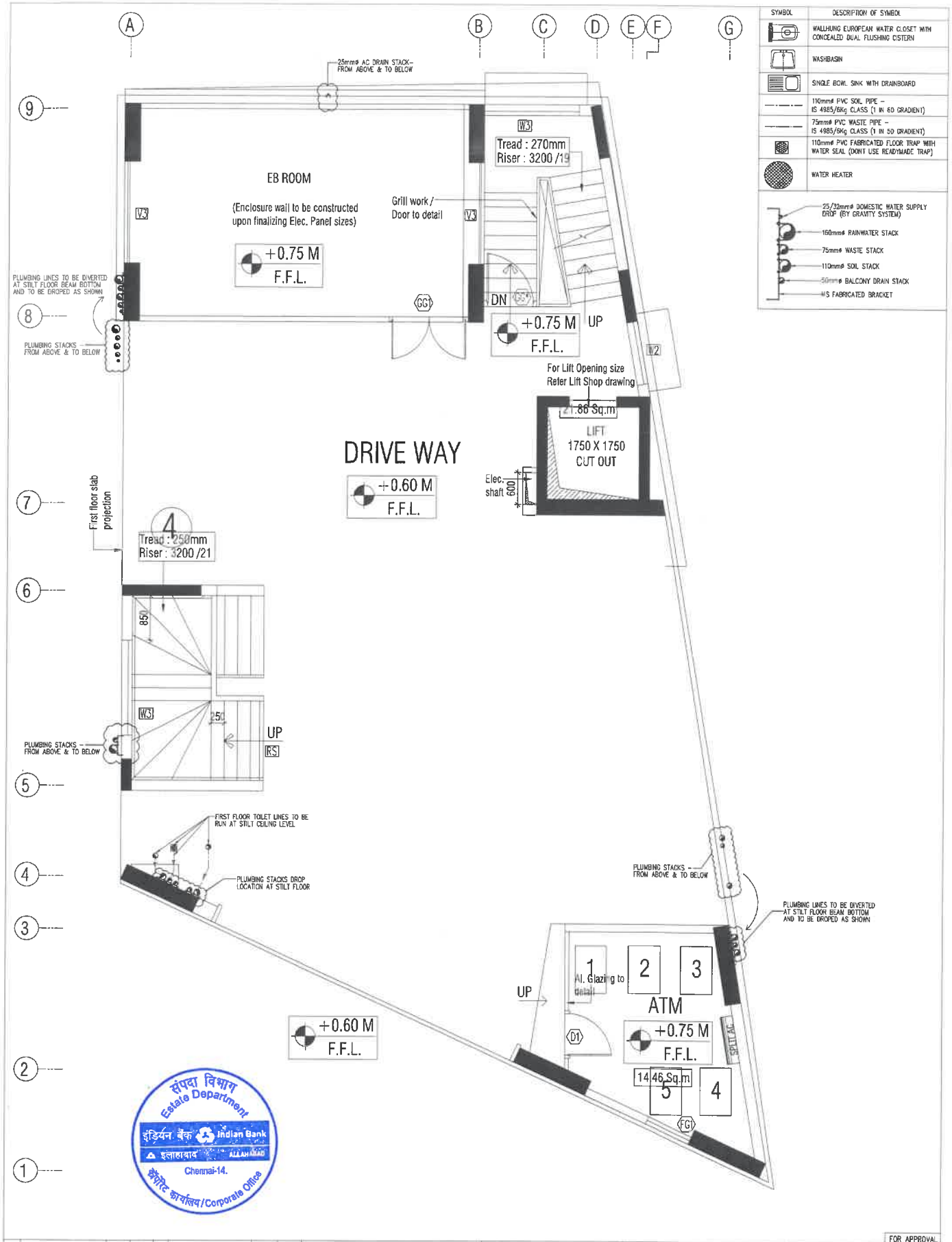

SYMBOL	DESCRIPTION OF SYMBOL
	WALLHUNG EUROPEAN WATER CLOSET WITH CONCEALED DUAL FLUSHING CISTERN
	WASHBASIN
	SINGLE BOWL SINK WITH DRAINBOARD
	110mmø PVC SOIL PIPE – IS 4985/6Kg CLASS (1 IN 60 GRADIENT)
	75mmø PVC WASTE PIPE – IS 4985/6Kg CLASS (1 IN 50 GRADIENT)
	110mmø PVC FABRICATED FLOOR TRAP WITH WATER SEAL (DONT USE READYMADE TRAP)
	WATER HEATER
	25/30mmø DOMESTIC WATER SUPPLY DROP (BY GRAVITY SYSTEM)
	160mmø RAINWATER STACK
	75mmø WASTE STACK
	110mmø SOIL STACK
	50mmø BALCONY DRAIN STACK
	M.S FABRICATED BRACKET

NO.	REVISION/ISSUE	DATE	DRAWN	NO.	REVISION/ISSUE	DATE	DRAWN
R0	ISSUED FOR APPROVAL	11.12.19	MOHAN				
R1	ISSUED FOR APPROVAL	13.12.19	MOHAN				
R2	ISSUED FOR APPROVAL	20.01.20	MOHAN				
R3	REVISED AS PER ARCHITECTURAL LAYOUT RECEIVED ON 24.03.2021	31.03.21	KANNAN				

PROJECT TITLE:
PROPOSED REDEVELOPMENT OF INDIAN BANK VELACHERY BRANCH

DRAWING TITLE:
PLAN - LAYOUT OF SOIL & WASTER PIPE ARRANGEMENTS AT STILT FLOOR

ARCHITECT:
Lavanya & Shankar ARCHITECTS
Balu Mutha Complex, C-Block, 3rd floor, No. 183, Anna salai, Guindy - 15. Ph: 22350969, 22350947. Email: lavanyaandshank@yahoo.com studio@lavanyaandshankar.com

PLUMBING CONSULTANTS:
Balu & Associates
Public Health Engineers & Fire Fighting Consultants
No.10/05, 2nd floor, Mahalakshmi Street, Tambaram East, Chennai - 600 059. Telephone No : 044 - 43584455, 22352175
Email : engineering@balunassociates.com & balu_associates@yahoo.co.in
Website : www.balualssociates.com

PROJECT NO	: 2019 / 59
CHECKED BY	: T.B
DRAWN BY	: MOHAN
SCALE	: A1 = 1 : 30, A3 = 1 : 60
DATE	: 03.01.24

FOR APPROVAL

SHEET NO: BA/INDIAN BANK/PHE/003

NORTH POINT: N

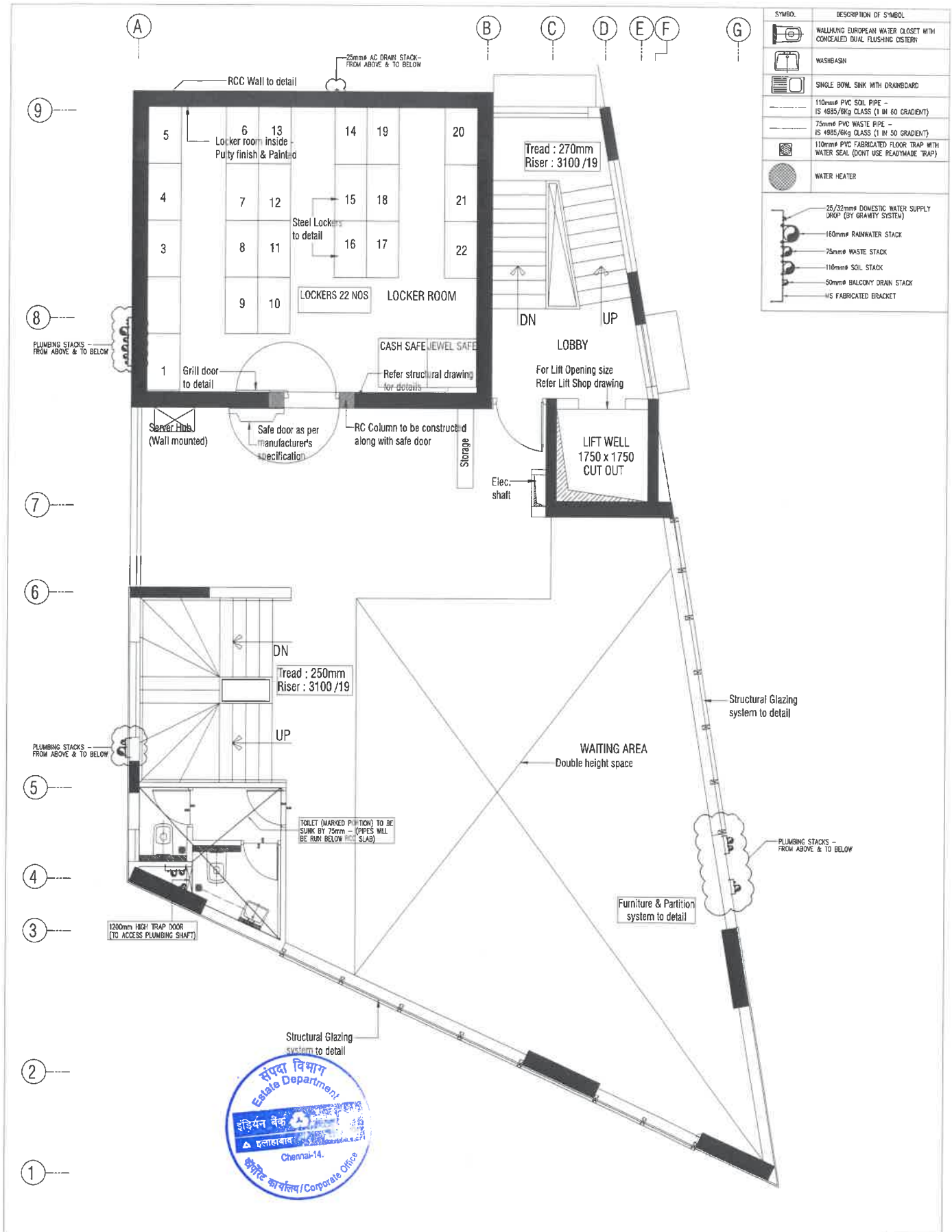

SYMBOL	DESCRIPTION OF SYMBOL
	WALLHUNG EUROPEAN WATER CLOSET WITH CONCEALED DUAL FLUSHING CISTERN
	WASHBASIN
	SINGLE BOWL SINK WITH DRAINBOARD
	110mmø PVC SOIL PIPE – IS 4985/6Kg CLASS (1 IN 60 GRADIENT)
	75mmø PVC WASTE PIPE – IS 4985/6Kg CLASS (1 IN 50 GRADIENT)
	110mmø PVC FABRICATED FLOOR TRAP WITH WATER SEAL (DONT USE READYMADE TRAP)
	WATER HEATER
	25/32mmø DOMESTIC WATER SUPPLY DROP (BY GRAVITY SYSTEM)
	160mmø RAINWATER STACK
	75mmø WASTE STACK
	110mmø SOIL STACK
	50mmø BALCONY DRAIN STACK
	MS FABRICATED BRACKET

NO.	REVISION/ISSUE	DATE	DRAWN	NO.	REVISION/ISSUE	DATE	DRAWN
R0	ISSUED FOR APPROVAL	11.12.19	MOHAN				
R1	ISSUED FOR APPROVAL	13.12.19	MOHAN				
R2	ISSUED FOR APPROVAL	20.01.20	MOHAN				
R3	REVISED AS PER ARCHITECTURAL LAYOUT RECEIVED ON 24.03.2021	31.03.21	KANNAN				

PROJECT TITLE:
PROPOSED REDEVELOPMENT OF INDIAN BANK VELACHERY BRANCH

DRAWING TITLE:
PLAN - LAYOUT OF SOIL & WASTER PIPE ARRANGEMENTS AT FIRST FLOOR

ARCHITECT:
Lavanya & Shankar ARCHITECTS
Bald Mehta Complex - E-Block, 3rd floor, No - 183, Anna Salai, Chennai - 18.
Ph: 22201853 / 23210915.
Email: lavanyashankar.in@gmail.com
mukesh.shah@lavanyashankar.com

PLUMBING CONSULTANTS:
Balu & Associates
Public Health Engineers & Fire Fighting Consultants
No.16/06, 2nd floor Mahalakshmi Street, Tambaram East, Chennai - 600 059. Telephone No : 044 - 43566409, 22392178
E.mail : engineering@balusassociates.com & balu_associates@yahoo.co.in
Website : www.balusassociates.com

PROJECT NO	: 2019 / 59
CHECKED BY	: T.B
DRAWN BY	: MOHAN
SCALE	: A1 = 1 : 30, A3 = 1 : 60
DATE	03.01.24

FOR APPROVAL

SHEET NO: BA/INDIAN BANK/PHE/004

NORTH POINT: N

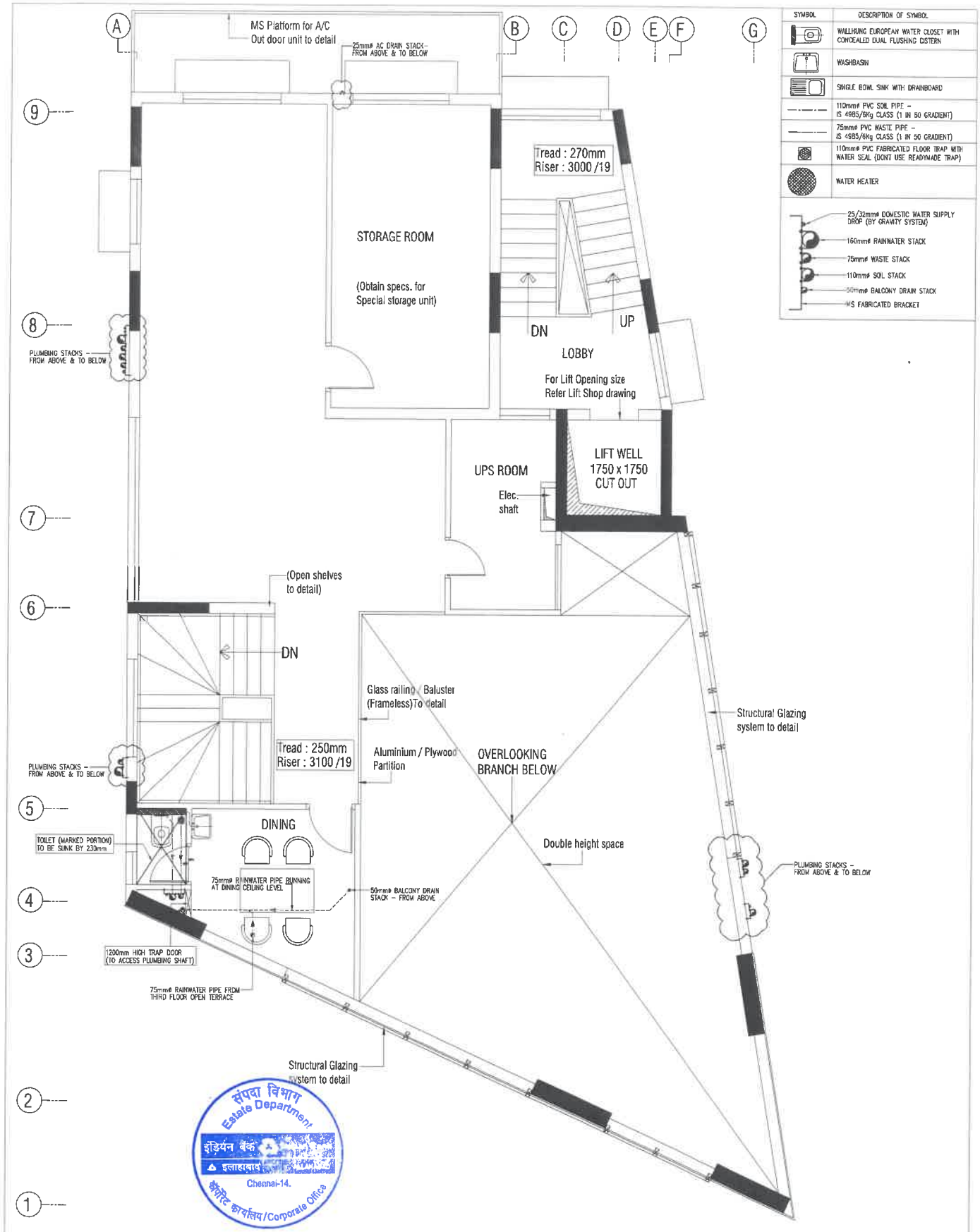

NO.	REVISION/ISSUE	DATE	DRAWN	NO.	REVISION/ISSUE	DATE	DRAWN
R0	ISSUED FOR APPROVAL	13.12.19	MOHAN				
R1	ISSUED FOR APPROVAL	13.12.19	MOHAN				
R2	ISSUED FOR APPROVAL	20.01.20	MOHAN				
R3	REVISED AS PER ARCHITECTURAL LAYOUT RECEIVED ON 24.03.2021	31.03.21	KANNAN				

PROJECT TITLE:
PROPOSED REDEVELOPMENT OF INDIAN BANK VELACHERY BRANCH

DRAWING TITLE:
PLAN - LAYOUT OF SOIL & WASTER PIPE ARRANGEMENTS AT SECOND FLOOR

ARCHITECT:
Lavanya & Shankar ARCHITECTS
Bala Maha Complex, C-Block, 3rd floor, No. 182, Anna Salai, Chennai - 18, Ph: 28204842 / 28204843
Email: lavanyashankar@gmail.com
vladishwaryanshankar@gmail.com

PLUMBING CONSULTANTS:
Balu & Associates
Public Health Engineers & Fire Fighting Consultants
No.10/06, 2nd floor, Mahalakshmi Street, Tambaram East, Chennai - 600 059, Telephone No.: 044 - 43584108, 22392178
E.mail : engineering@balusassociates.com & bala_associates@yahoo.co.in
Website : www.balusassociates.com

PROJECT NO	2019 / 59
CHECKED BY	: T.B
DRAWN BY	: MOHAN
SCALE	A1 = 1 : 30 A3 = 1 : 60
DATE	03.01.24

FOR APPROVAL

SHEET NO: BA/INDIAN BANK/PHE/005

NORTH POINT: N

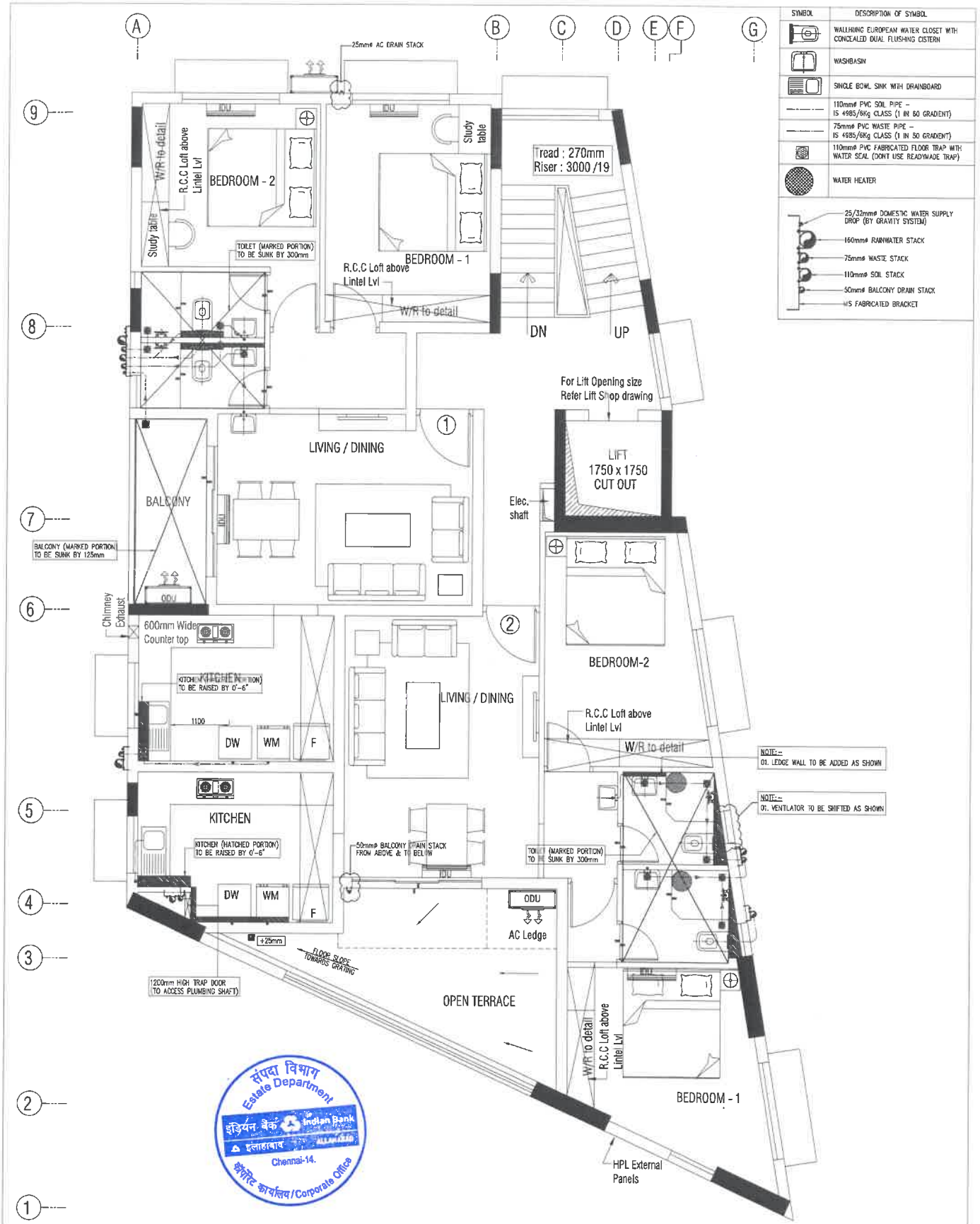

SYMBOL	DESCRIPTION OF SYMBOL
	WALLHUNG EUROPEAN WATER CLOSET WITH CONCEALED DUAL FLUSHING CISTERN
	WASHBASIN
	SINGLE BOWL SINK WITH DRAINBOARD
	110mm ø PVC SOIL PIPE – IS 4985/6Kg CLASS (1 IN 60 GRADIENT)
	75mm ø PVC WASTE PIPE – IS 4985/6Kg CLASS (1 IN 50 GRADIENT)
	110mm ø PVC FABRICATED FLOOR TRAP WITH WATER SEAL (DONT USE READYMADE TRAP)
	WATER HEATER

- 25/32mm ø DOMESTIC WATER SUPPLY DROP (BY GRAVITY SYSTEM)
- 160mm ø RAINWATER STACK
- 75mm ø WASTE STACK
- 110mm ø SOIL STACK
- 50mm ø BALCONY DRAIN STACK
- MS FABRICATED BRACKET

FOR APPROVAL

NO.	REVISION/ISSUE	DATE	DRAWN	NO.	REVISION/ISSUE	DATE	DRAWN
R0	ISSUED FOR APPROVAL	11.12.19	MOHAN				
R1	ISSUED FOR APPROVAL	13.12.19	MOHAN				
R2	ISSUED FOR APPROVAL	20.01.20	MOHAN				
R3	REVISED AS PER ARCHITECTURAL LAYOUT RECEIVED ON 24.03.2021	31.03.21	KANNAN				

PROJECT TITLE:
PROPOSED REDEVELOPMENT OF INDIAN BANK VELACHERY BRANCH

DRAWING TITLE:
PLAN - LAYOUT OF SOIL & WASTER PIPE ARRANGEMENTS AT THIRD FLOOR

ARCHITECT:
Lavanya & Shanker ARCHITECTS
Bald Metha Complex E-Block, 3rd floor, No. 152, Anna Salai, Chennai - 15.
PH 22301549 22301947.
Email lavanyashankar@gmail.com
studio@lavanyashankar@gmail.com

PLUMBING CONSULTANTS:
Balu & Associates
Public Health Engineers & Fire Fighting Consultants
No.10/06, 2nd floor, Mahalakshmi Street, Tambaram East, Chennai - 600 059. Telephone No : 044 - 43586409, 22392170
E.mail : engineering@balunassociates.com & balu_associates@yahoo.co.in
Website : www.balunassociates.com

PROJECT NO	: 2019 / 59
CHECKED BY	: B.B
DRAWN BY	: MOHAN
SCALE	: A1 = 1 : 30, A3 = 1 : 60
DATE	: 03.01.24

SHEET NO: BA/INDIAN BANK/PHE/006

NORTH POINT: N

संपदा विभाग Estate Department
इंडियन बैंक Indian Bank
इलाहाबाद ALLAHABAD
Chennai-14.
कॉर्पोरेट कार्यालय/Corporate Office

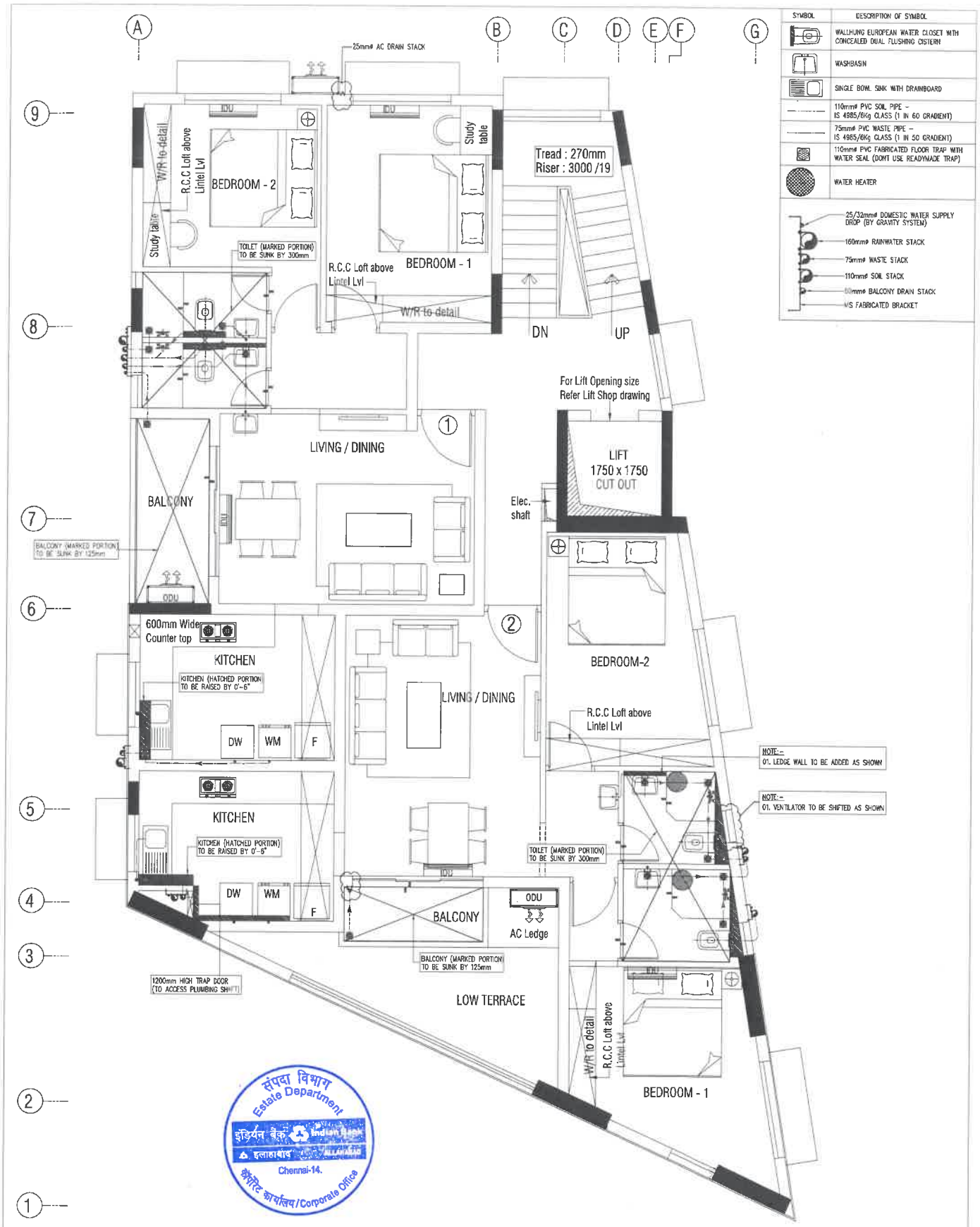

SYMBOL	DESCRIPTION OF SYMBOL
	WALLHUNG EUROPEAN WATER CLOSET WITH CONCEALED DUAL FLUSHING CISTERN
	WASHBASIN
	SINGLE BOWL SINK WITH DRAINBOARD
	110mmø PVC SOIL PIPE – IS 4985/6Kg CLASS (1 IN 60 GRADIENT)
	75mmø PVC WASTE PIPE – IS 4985/6Kg CLASS (1 IN 50 GRADIENT)
	110mmø PVC FABRICATED FLOOR TRAP WITH WATER SEAL (DONT USE READYMADE TRAP)
	WATER HEATER
	25/32mmø DOMESTIC WATER SUPPLY DROP (BY GRAVITY SYSTEM)
	160mmø RAINWATER STACK
	75mmø WASTE STACK
	110mmø SOIL STACK
	80mmø BALCONY DRAIN STACK
	MS FABRICATED BRACKET

FOR APPROVAL

NO.	REVISION/ISSUE	DATE	DRAWN	NO.	REVISION/ISSUE	DATE	DRAWN
R0	ISSUED FOR APPROVAL	11.12.19	MOHAN				
R1	ISSUED FOR APPROVAL	13.12.19	MOHAN				
R2	ISSUED FOR APPROVAL	20.01.20	MOHAN				
R3	REVISED AS PER ARCHITECTURAL LAYOUT RECEIVED ON 24.03.2021	31.03.21	KANNAN				

PROJECT TITLE:
PROPOSED REDEVELOPMENT OF INDIAN BANK VELACHERY BRANCH

DRAWING TITLE:
PLAN - LAYOUT OF SOIL & WASTER PIPE ARRANGEMENTS AT FOURTH & FIFTH FLOORS

ARCHITECT:
Lavanya & Shankar ARCHITECTS
Bald Metha Complex C-Block, 2nd floor, No. 142, Anna Salai, Chennai - 18.
Ph: 28280015 42281044.
Email: lavanyashankar@gmail.com
lsa@vsnlmail.com

PLUMBING CONSULTANTS:
Balu & Associates
Public Health Engineers & Fire Fighting Consultants
No.10/06, 2nd floor, Mahalakshmi Street, Tambaram East, Chennai - 600 059, Telephone No: 044 - 43596409, 22392178
E.mail : engineering@baluandassociates.com & balu_associates@yahoo.co.in
Website : www.baluassociates.com

PROJECT NO	: 2019 / 59
CHECKED BY	: TB
DRAWN BY	: MOHAN
SCALE	: A1 = 1 : 50, A3 = 1 : 60
DATE	: 03.01.24

SHEET NO: BA/INDIAN BANK/PHE/007

NORTH POINT: N

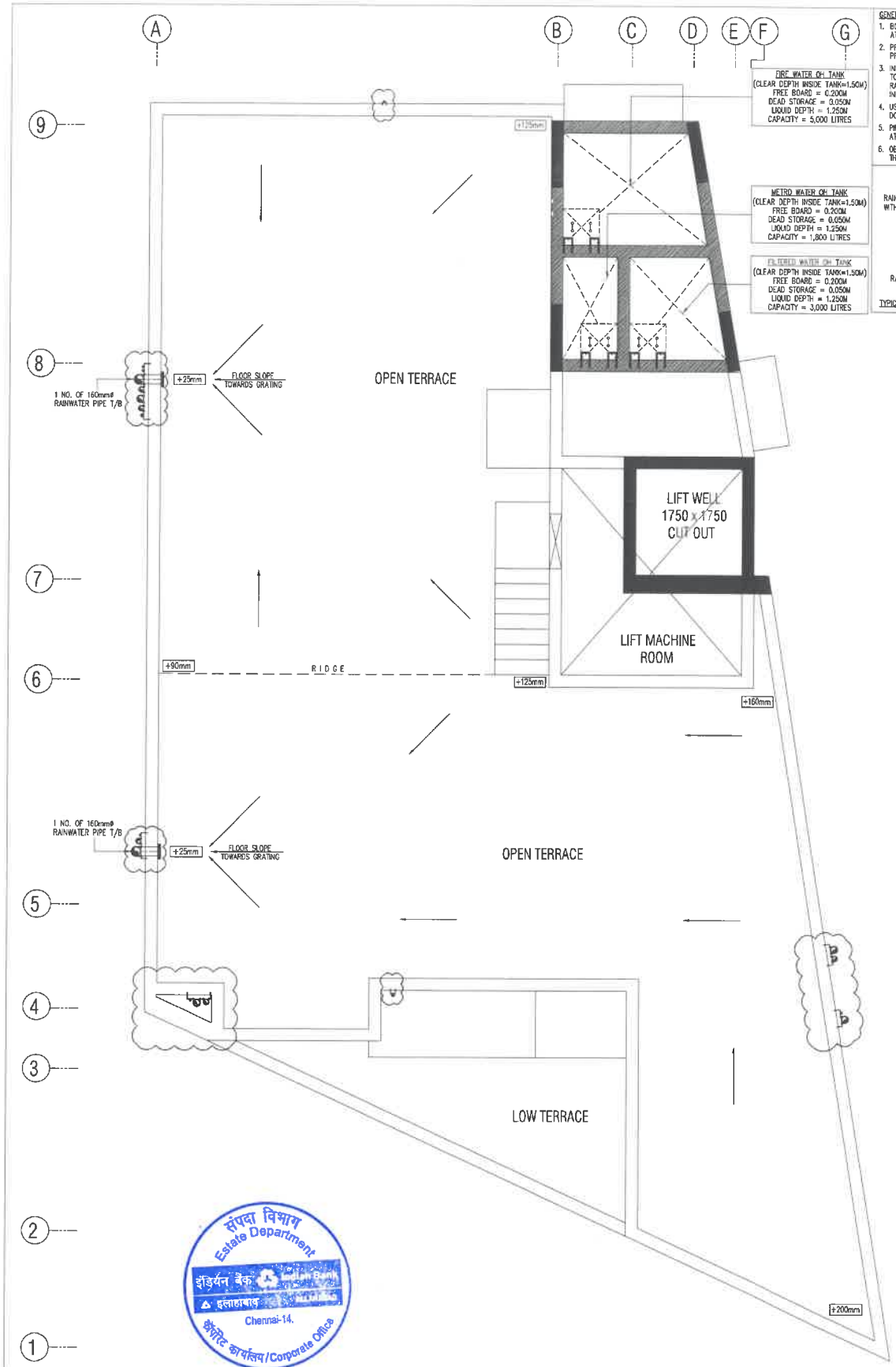

GENERAL NOTES:

1. BOTTOM OF ALL RAIN WATER INLET PIPES TO BE KEPT AT +25mm ABOVE TOP OF R.C.C ROOF SLAB LEVEL.
2. PROVIDE GRADIENT – 1 IN 1:80 FOR FINAL WEATHERING PROOF COURSE OVER TERRACE SLAB.
3. INLET ARRANGEMENTS TO RAINWATER PIPE LOCATIONS – TO FORM SUITABLE FINISHING WORK TO ALLOW INFLOW OF RAINWATER – PROVIDE GRATING AT MOUTH OF RAINWATER INLET PIPES.
4. USE SWR GRADE TYPE – 'B' PVC PIPES FOR RAINWATER DOWNTAKE PIPES.
5. PIPES TO BE SUPPORTED WITH SUITABLE M.S SUPPORTS AT 1.20M INTERVALS IN VERTICAL.
6. OBTAIN APPROVAL FROM STRUCTURAL CONSULTANTS FOR THICKNESS OF WEATHERING PROOF COURSE AT TERRACE LVL.

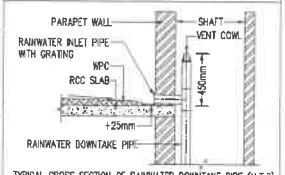

TYPICAL CROSS SECTION OF RAINWATER DOWNTAKE PIPE (N.T.S)

संपदा विभाग
Estate Department
इंडियन बैंक
इलाहाबाद
Chennai-14.
कॉर्पोरेट कार्यालय/Corporate Office

FOR APPROVAL

NO.	REVISION/ISSUE	DATE	DRAWN	NO.	REVISION/ISSUE	DATE	DRAWN
R0	ISSUED FOR APPROVAL	11.12.19	MOHAN				
R1	ISSUED FOR APPROVAL	13.12.19	MOHAN				
R2	ISSUED FOR APPROVAL	20.01.20	MOHAN				
R3	REVISED AS PER ARCHITECTURAL LAYOUT RECEIVED ON 24.03.2021	31.03.21	KANNAN				

PROJECT TITLE:
PROPOSED REDEVELOPMENT OF INDIAN BANK VELACHERY BRANCH

DRAWING TITLE:
PLAN - LOCATION OF OH TANK & RAINWATER DOWNTAKE PIPES AT TERRACE LEVEL

ARCHITECT:
Lavanya & Shankar ARCHITECTS
Bali Metro Complex, G-Block, 3rd floor, No. 183, Anna Nagar, Chennai - 15.
Ph: 26201855 / 26201856.
Email: lanesh.arch@gmail.com
studiolanesh@hotmail.com

PLUMBING CONSULTANTS:
Balu & Associates
Public Health Engineers & Fire Fighting Consultants
No.13/05, 2nd floor, Mahalakshmi Street, Tambaram East, Chennai - 600 059, Telephone No : 044 - 43586409, 22392178
E.mail : engineering@balurassociates.com & balu_associates@yahoo.co.in
Website : www.balurassociates.com

PROJECT NO	: 2019 / 59
CHECKED BY	: T.B
DRAWN BY	: MOHAN
SCALE	: A1 = 1 : 30 A3 = 1 : 60
DATE	: 03.01.24

SHEET NO:
BA/MOHAN BANK/PHE/006

NORTH POINT:
N

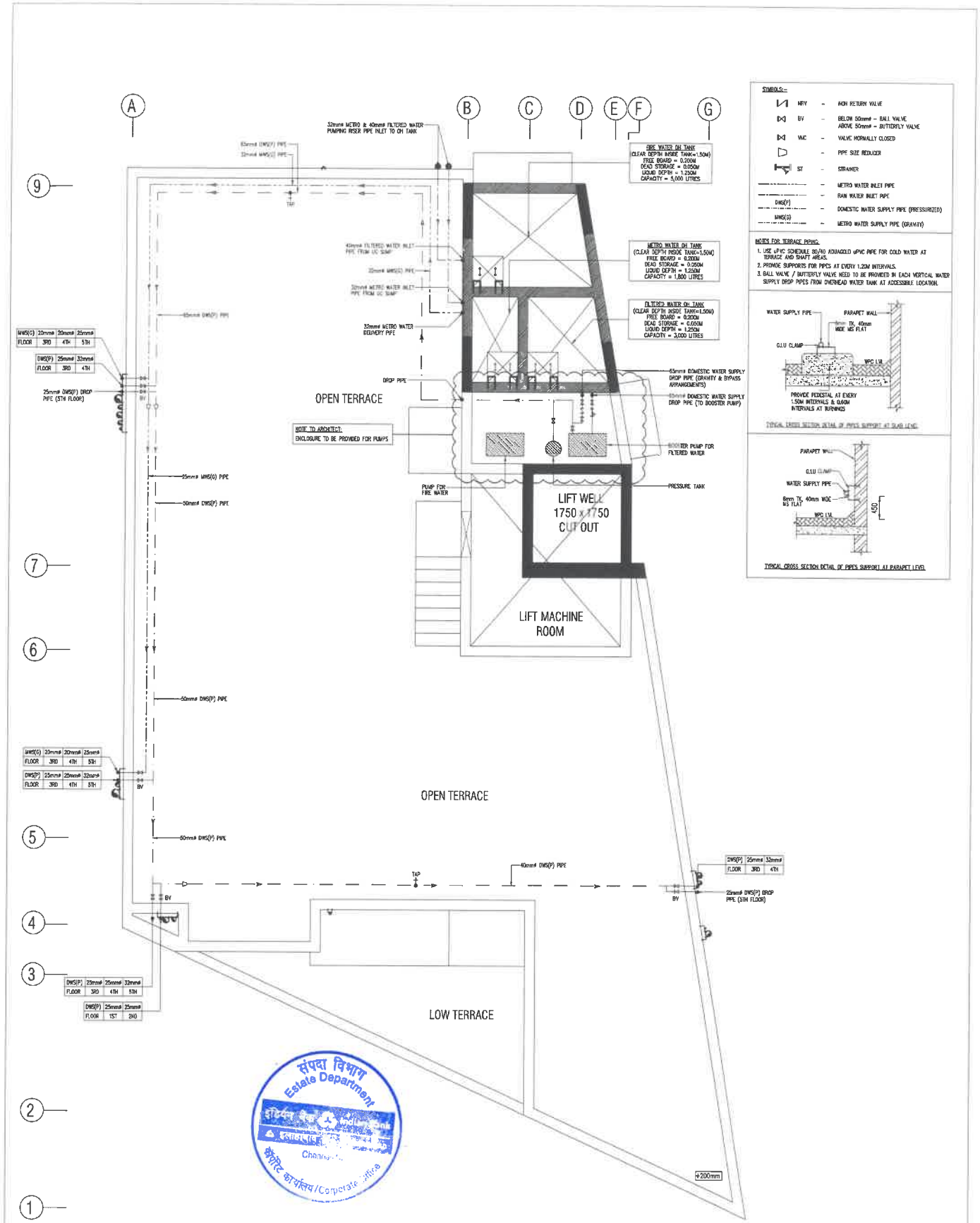

NO.	REVISION/ISSUE	DATE	DRAWN	NO.	REVISION/ISSUE	DATE	DRAWN
R0	ISSUED FOR APPROVAL	01.07.21	SANTHOSH				

PROJECT TITLE:
PROPOSED REDEVELOPMENT OF INDIAN BANK VELACHERY BRANCH

DRAWING TITLE:
PLAN - LOCATION OF OH TANK & TERRACE PIPING

ARCHITECT:
Lavanya & Shankar ARCHITECTS
Bald Metha Complex C-Block, 3rd floor, No. 102, Anna Salai, Guindy - 15.
Ph: 22201702, 22201704.
Email: lavanyaandshankar@gmail.com
studio@lavanyaandshanker.co.in

PLUMBING CONSULTANTS:
Balu & Associates
Public Health Engineers & Fire Fighting Consultants
No.10/05, 2nd floor, Mahalakshmi Street, Tamilsaram East, Chennai - 600 058, Telephone No.: 044 - 43584409, 22392178
E.mail : engineering@balusassociates.com & balu_associates@yahoo.co.in
Website : www.balusassociates.com

FOR APPROVAL

PROJECT NO	2019 / 59
CHECKED BY	: T.B
DRAWN BY	: A SANTHOSH
SCALE	A1 = 1 : 30 A3 = 1 : 60
DATE	: 03.01.24

SHEET NO:
B&/INDIAN BANK/PHE/009

NORTH POINT:
N

संपदा विभाग
Estate Department
इंडियन बैंक
Indian Bank
Chennai
कॉर्पोरेट कार्यालय/Corporate Office

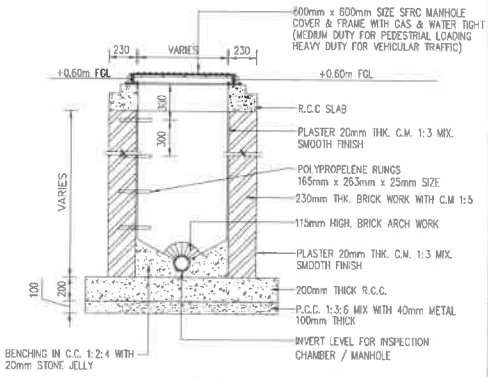

SECTION ON 'B-B'

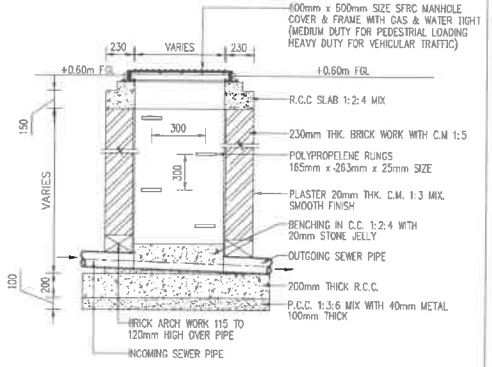

SECTION ON 'A-A'

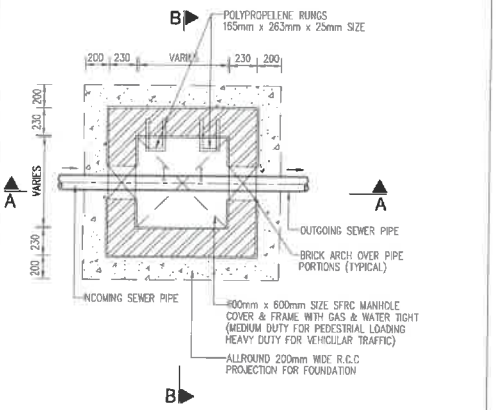

PLAN OF INSPECTION CHAMBER UPTO 1000mm DEPTH

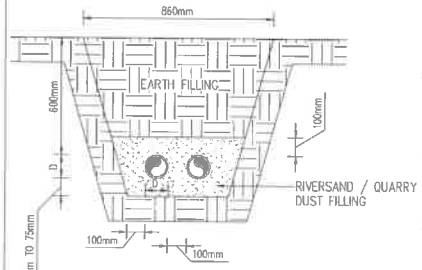

DETAIL OF EXCAVATION DISTANCE FOR WATER SUPPLY PIPE

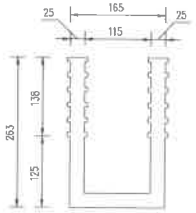

PLAN OF ENCAPSULATED PLASTIC STEP POLYPROPELENE RUNGS

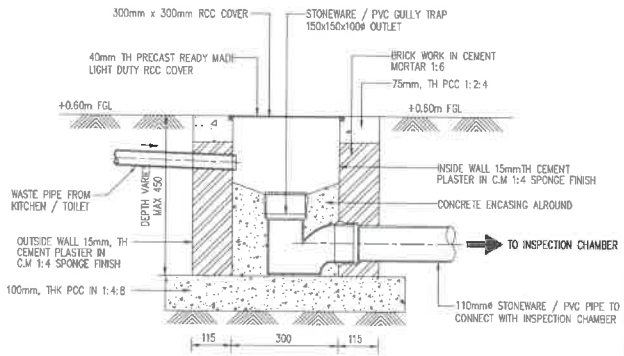

SECTION – 'E-E'

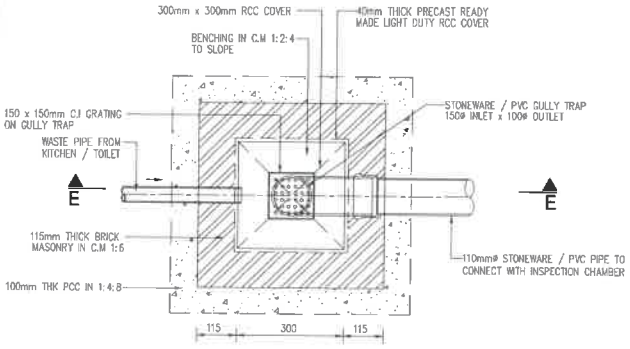

PLAN

STONEWARE / PVC GULLY TRAP & CHAMBER DETAILS
(SIZE : 300 x 300mm & DEPTH UPTO MAX 450mm)



TYPICAL DETAIL OF ENCASING SEWER MAIN

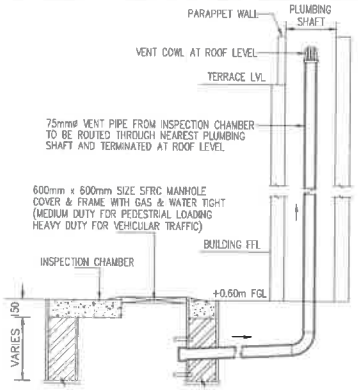

SECTION DETAIL FOR VENTILATING PIPE FROM INSPECTION CHAMBER AT STARTING / INTERMEDIATE LOCATIONS

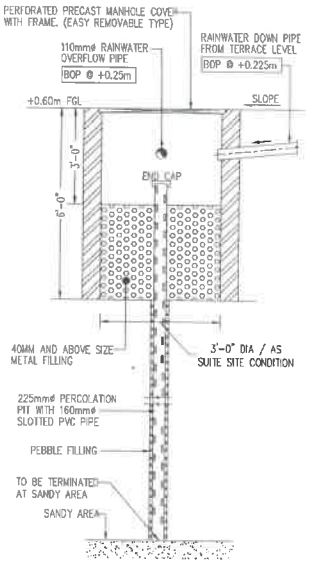

SECTION OF RAINWATER HARVESTING PIT

NO	ISSUED FOR APPROVAL	19.06.2021	KANNAN
NO.	REVISION/ISSUE	DATE	DRAWN

PROJECT TITLE:

PROPOSED REDEVELOPMENT OF INDIAN BANK AT VELACHERY BRANCH

ARCHITECT:

Lavanya & Shankar ARCHITECTS
Bald Metta Complex, C-Block, 3rd floor, No. 183, Anna Salai, Chennai - 17.
Ph : 2341015, 2225107
Email: lavanyashankar_c@hotmail.com
lavanyashankararchitects@gmail.com

Balu & Associates
Public Health Engineers & Fire Fighting Consultants
No.1005, Mahalakshmi Street, 2nd floor, Tandavam Extn, Chennai - 600 059. Telephone No. : 044 - 43586409, 23362179
E.mail : balu_associates@hotmail.com & balu_associates@yahoo.co.in
Website : www.balumassociates.com

DRAWING TITLE:

TYPICAL SECTION DETAILS FOR INSPECTION CHAMBER, GULLY TRAP, SOAK PIT, RAINWATER PIT ETC.,

PROJECT NO : 2019 / 59		SHEET NO: [illegible] BAM/PHE/010
DRAWN BY : KANNAN		NORTH POINT:
CHECKED BY : TB		
SCALE	N.T.S	
	N.T.S	
DATE : 03.01.24		

Indian Bank
Estate Department
Corporate Office
Chennai-14.
ALLAHABAD

CONCEPT DRAWING

WEST ELEVATION

संपदा विभाग
Estate Department
इंडियन बैंक Indian Bank
इलाहाबाद ALLAHABAD
Chennai-14.
कॉर्पोरेट कार्यालय / Corporate Office

GAZEL ARCHITECTURES PRIVATE LIMITED NO:36,SCHOOL ST,(VELLALAR ST) OFF VANGARAM AMBATTUR ROAD AYANAMBAKAM CHENNAI-600095 TEL:2653- 6244/ 55 E-mail: gazelarch@gmail.com GAZEL	DRAWING TITLE: ELEVATION DETAIL DRG NO: GAPL SHEET NO:1 OF 4	CLIENT: INDIAN BANK ARCHITECT: M/S STUDIO LAVANYA & SHANKAR	SITE: AT VELACHERY, CHENNAI DRAWN BY: A.NANDHA KUMAR	DATE: 03.01.2024	DIMENSIONS ARE IN MM. SCALE :NTS NOTE: ALL MEASUREMENTS ARE TO BE READ AND NOT TO BE MEASURED. This drawing is the property of GAZEL ARCHITECTURES(P) LTD and must neither be copied nor passed on in any form without the written permission of us.

CONCEPT DRAWING

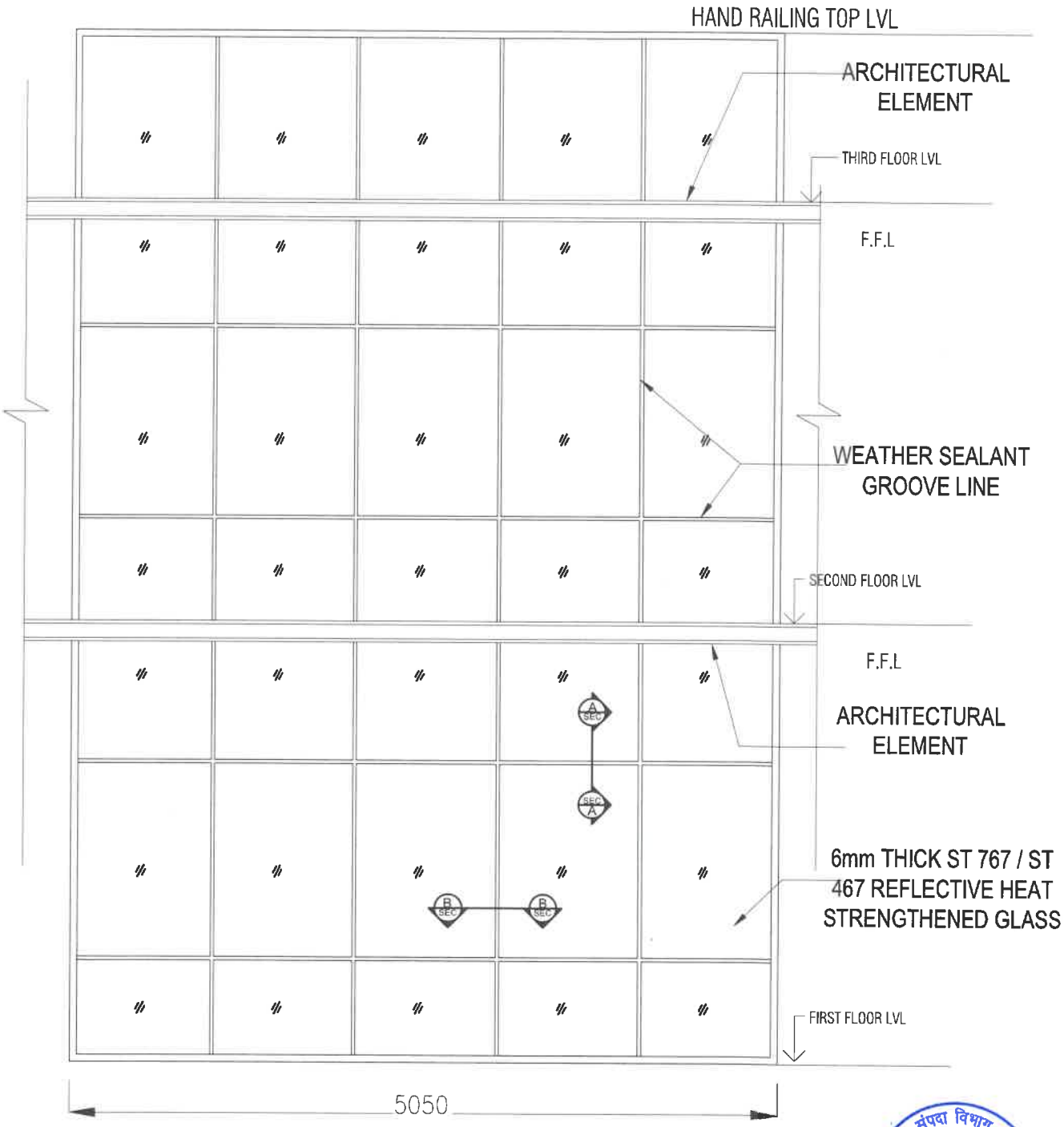

DOUBLE HEIGHT GLAZING WITH EXTENSION

WEST ELEVATION

संपदा विभाग Estate Department
इंडियन बैंक Indian Bank
इलाहाबाद ALLAHABAD
Chennai-14.
कॉर्पोरेट कार्यालय / Corporate Office

GAZEL ARCHITECTURES PRIVATE LIMITED NO:36,SCHOOL ST,(VELLALAR ST) OFF VANGARAM AMBATTUR ROAD AYANAMBAKAM CHENNAI-600095 TEL:2653- 6244/ 55 E-mail: gazelarch@gmail.com GAZEL	DRAWING TITLE: ELEVATION DETAIL DRG NO: GAPL SHEET NO:2 OF 4	CLIENT: INDIAN BANK ARCHITECT: M/S STUDIO LAVANYA & SHANKAR	SITE: AT VELACHERY, CHENNAI DRAWN BY: A.NANDHA KUMAR DATE: 03.01.2024	DIMENSIONS ARE IN MM. SCALE :NTS NOTE: ALL MEASUREMENTS ARE TO BE READ AND NOT TO BE MEASURED. This drawing is the property of GAZEL ARCHITECTURES(P) LTD and must neither be copied nor passed on in any form without the written permission of us.

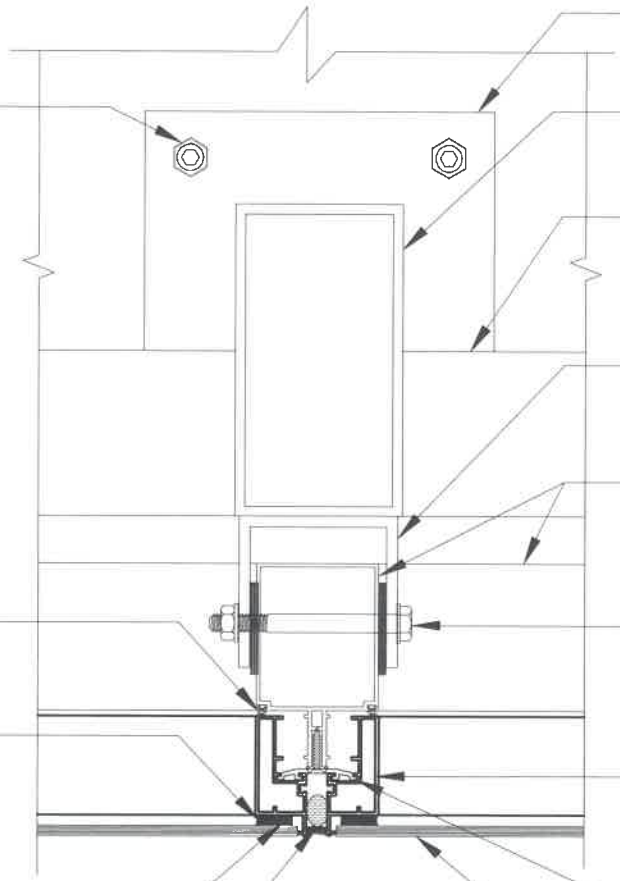

Hilti Anchor

MS Base Plate

172X92X5.4mm Thick
MS RHS For Vertical

91.5X91.5X3.6 mm Thick
MS RHS For Horizontal

Hot Dip Galvanized
U Bracket

111x67x2mm Thick Alu.Mullion
and Transom Section

EPDM Gasket

M10 SS 304 Grade Bolt,
Nut & Washer

Dowsil 795
Structural Sealant

66x28x1.5mm Thick
Alu.Sub Frame

Spacer Tape

Alu. Toggle Cleat

Dowsil 789 Weather
Sealant with Baker Rod

ST 767/ST 467 6mm Reflective
Heat Strengthened Glass

TYPICAL HORIZONTAL SECTION AT INTERMIDIATE VERTICAL SEC– B B

GAZEL ARCHITECTURES PRIVATE LIMITED NO:36,SCHOOL ST,(VELLALAR ST) OFF VANGARAM AMBATTUR ROAD AYANAMBAKAM CHENNAI-600095 TEL:2653- 6244/ 55 E-mail: gazelarch@gmail.com GAZEL	DRAWING TITLE: CROSS SEC. DETAIL	CLIENT: INDIAN BANK	SITE: AT VELACHERY, CHENNAI		DIMENSIONS ARE IN MM. SCALE :NTS NOTE: ALL MEASUREMENTS ARE TO BE READ ANDNOT TO BE MEASURED.
	DRG NO: GAPL SHEET NO:3 OF 4	ARCHITECT: M/S STUDIO LAVANYA & SHANKAR	DRAWN BY: A.NANDHAKUMAR	DATE: 03.01.2024	This drawing is the property of GAZEL ARCHITECTURES(P) LTD and must neither be copied nor passed on in any form without the written permission of us.

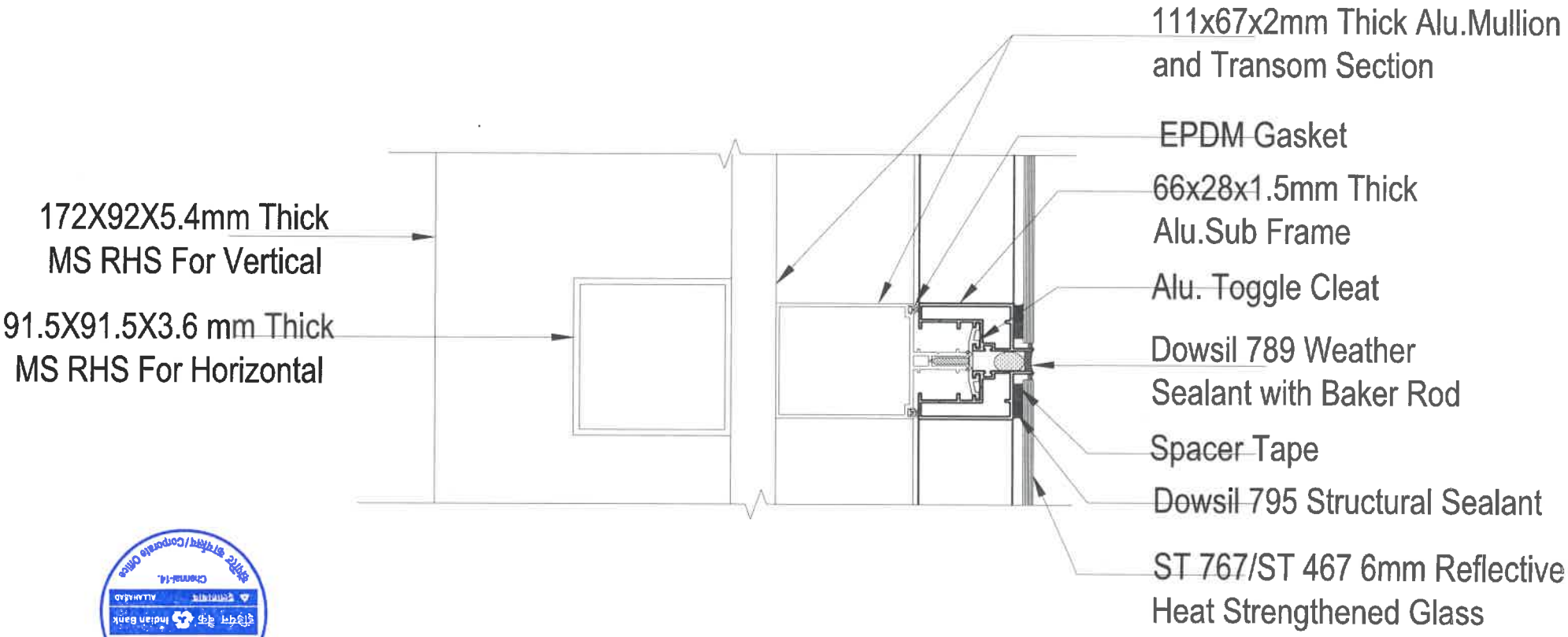

TYPICAL VERTICAL SECTION AT INTERMIDIATE HORIZONTAL SEC – A A

GAZEL ARCHITECTURES PRIVATE LIMITED NO:36,SCHOOL ST,(VELLALAR ST) OFF VANGARAM AMBATTUR ROAD AYANAMBAKAM CHENNAI-600095 TEL:2653- 6244/ 55 E-mail: gazelarch@gmail.com GAZEL	DRAWING TITLE: CROSS SEC. DETAIL DRG NO: GAPL SHEET NO: 4 OF 4	CLIENT: INDIAN BANK ARCHITECT: M/S STUDIO LAVANYA & SHANKAR	SITE: AT VELACHERY, CHENNAI DRAWN BY: A.NANDHAKUMAR	DATE: 03.01.2024	DIMENSIONS ARE IN MM. SCALE :NTS NOTE: ALL MEASUREMENTS ARE TO BE READ ANDNOT TO BE MEASURED. This drawing is the property of GAZEL ARCHITECTURES(P) LTD and must neither be copied nor passed on in any form without the written permission of us.